

**FROM-20
FINAL RESULT SHEET**

[See Rule 56C(2)(C)]

Election to the Tripura Legislative Assembly 2008. from the 1-Simna(ST) Assembly Constituency

PART-1

[To be used both for Parliamentary and Assembly Election]

Total No. of Electors in Assembly Constituency / Segment -


Name of the Assembly / Segment - 1-Simna(ST)

Sl.No. Of Polling Station	Number of Vaild Vote Cast in favour of				Total of Vaild Vote	Number of Rejected Vote	Total	Number of Tendered Votes
	Pranab Debbarma, CPI(M)	Rabindra Debbarma, INPT	Rita Rani Debbarma, AITC	Rabindra Kishore Debbarma, Independent				
1	322	229	8	3	562	0	562	0
2	514	419	6	8	947	0	947	0
3	387	165	4	14	570	0	570	0
4	358	118	3	3	482	0	482	0
5	445	173	7	14	639	0	639	0
6	346	417	7	12	782	0	782	0
7	471	221	10	20	722	0	722	0
8	361	204	4	5	574	0	574	0
9	250	127	5	14	396	0	396	0
10	539	274	11	19	843	0	843	0
11	363	233	5	8	609	0	609	0
12	518	517	11	7	1053	0	1053	0
13	221	325	5	6	557	0	557	0
14	308	260	6	6	580	0	580	0
15	336	299	10	8	653	0	653	0
16	577	352	11	15	955	0	955	0
17	470	293	16	19	798	0	798	0
18	478	296	6	36	816	0	816	0
19	534	418	15	33	1000	0	1000	0
20	444	84	8	22	558	0	558	0
21	360	199	6	21	586	0	586	0
22	438	163	8	18	627	0	627	0
23	436	254	12	53	755	0	755	0
24	341	263	12	19	635	0	635	0
25	513	242	12	25	792	0	792	0
25A	409	308	5	13	735	0	735	0
26	356	381	10	8	755	0	755	0
27	412	418	3	11	844	0	844	0
28	511	477	4	9	1001	0	1001	0
29	283	433	6	12	734	0	734	0
30	388	504	5	6	903	0	903	2


 Returning Officer,
 1-Simna(ST) Assembly Constituency

Sl. No. Of Polling Station	Number of Vaild Vote Cast in favour of				Total of Vaild Vote	Number of Rejected Vote	Total	Number of Tendered Votes
	Pranab Debbarma, CPI(M)	Rabindra Debbarma, INPT	Rita Rani Debbarma, AITC	Rabindra Kishore Debbarma, Independent				
30A	389	388	5	8	790	0	790	0
31	320	325	2	20	667	0	667	0
32	351	280	2	5	638	0	638	0
33	219	311	3	4	537	0	537	0
34	385	659	2	11	1057	0	1057	0
Total no of votes recorded at Polling Stations	14353	11029	255	515	26152	0	26152	3
Total no of postal ballot papers	86	79	2	2	169	36	205	0
Total no of votes to be filled in the form of election from (an A/C)								
Total votes polled	14439	11108	257	517	26321	36	26357	3

U.K.Academy, Agartala
03.03.2008


 Returning officer,
 1-Simna (ST) A/C
 Returning Officer,
 1-Simna (ST) Assembly Constituency

**FROM-20
FINAL RESULT SHEET
[See Rule 56C(2)(C)]**


**Election to the Tripura Legislative Assembly 2008. from the 2-Mohanpur Assembly Constituency
PART-1**

[To be used both for Parliamentary and Assembly Election]

Total No. of Electors in Assembly Constituency / Segment =

Name of the Assembly / Segment - **2-Mohanpur**

S.No. Of Polling Station	Number of Vaild Vote Cast in favour of				Total of Vaild Vote	Number of Rejected Vote	Total	Number of Tendered Votes
	Dhirendra Debnath, BJP	Ratan Lal Nath, INC	Subhashc handra Debnath, CPI(M)	Joy Kumar Deb, Amra Bangalee				
1	8	294	393	8	703		703	
2	24	391	443	13	871		871	
3	17	457	472	27	973		973	
4	6	321	235	7	569		569	
5	9	399	484	11	903		903	
6	16	330	405	13	764		764	
7	23	635	313	15	986		986	
8	17	457	457	23	954		954	
9	5	292	286	10	593		593	
10	4	314	277	8	603		603	
11	18	226	491	21	756		756	
12	6	460	435	14	915		915	
13	15	442	337	16	810		810	
14	13	396	281	11	701		701	
15	18	547	625	20	1210		1210	
16	28	564	401	21	1014		1014	
17	8	233	320	13	574		574	
18	20	540	334	10	904		904	
19	5	329	316	16	666		666	
20	19	540	393	11	963		963	
21	10	367	207	6	590		590	
22	4	171	140	2	317		317	
23	7	261	197	5	470		470	
24	4	228	154	7	393		393	
25	7	168	434	5	614		614	
26	18	284	315	6	623		623	
27	6	333	358	6	703		703	
28	8	193	236	1	438		438	
29	18	519	379	14	930		930	
30	22	788	434	15	1259		1259	
31	16	514	325	29	884		884	
32	15	485	460	18	978		978	
33	11	317	368	7	703		703	


Returning Officer,
 2-Mohanpur Assembly Constituency

Sino. Of Polling Station	Number of Vaild Vote Cast in favour of				Total of Vaild Vote	Number of Rejected Vote	Total	Number of Tendered Votes
	Dhirendra Debnath, BJP	Ratan Lal Nath, INC	Subhashc handra Debnath, CPI(M)	Joy Kumar Deb, Amra Bangalee				
34	21	518	400	14	953		953	
35	12	427	404	17	860		860	
36	16	446	326	17	805		805	
37	1	33	24	1	59		59	
Total no of votes recorded at Polling Stations	475	14219	12859	458	28011	0	28011	0
No. of votes recorded on postal ballot papers (To be filled in the case of election from an A/C)	3	130	134	0	267	37	304	
Total votes polled	478	14349	12993	458	28278	37	28315	0

Place- U.K.Academy, Agartala
Date: 07.03.2008

Returning officer,
2-Mohannpur AS

FROM-20
FINAL RESULT SHEET

[See Rule 56(7)]

[To be used for recording the result of voting at polling stations other then Notified Polling Sattions]
Election to the Tripura Legislative Assembly 2008.

PART-1


[To be used both for Parliamentary and Assembly Elections]

Total No. of Electors in Assembly Segment =
Name of the Assembly Segment - **3-Bamutia (SC)**

Sno Of Polling Station	Number of Vaild Vote Cast in favour of					Total of Vaild Vote	Number of Reject Vote	Total Votes	Number of Tenderec Votes
	Prakash Chandra Das (INC)	Samir Biswas (BJP)	Hari Charan Sarkar CPI(M)	Papri Podder (Biswa) (AITC)	Brajendra Das (Amara Bangalee)				
Final									
1	529	10	404	5	5	953	0	953	
2	486	7	341	6	9	849	0	849	
3	488	13	816	12	36	1365	0	1365	
4	490	14	793	8	16	1321	0	1321	
5	354	5	545	3	1	908	0	908	
5A	337	5	299	4	7	652	0	652	
6	352	5	381	9	7	754	0	754	
7	307	5	339	5	8	664	0	664	
8	343	4	353	5	5	710	0	710	
9	389	10	452	6	7	864	0	864	
10	498	20	682	4	19	1223	0	1223	
11	488	13	427	2	13	943	0	943	
12	446	8	460	2	8	924	0	924	
13	180	0	165	2	2	349	0	349	
14	143	6	411	12	13	585	0	585	
15	458	21	688	3	11	1181	0	1181	
16	670	12	638	9	15	1344	0	1344	
17	127	5	211	3	5	351	0	351	
18	439	13	563	14	6	1035	0	1035	
18A	344	10	465	14	15	848	0	848	
19	368	12	409	10	9	808	0	808	
20	328	4	357	3	4	696	0	696	
21	310	10	367	6	6	699	0	699	
22	356	4	275	11	20	666	0	666	
23	336	6	414	18	17	791	0	791	
24	412	14	559	11	13	1009	0	1009	
25	229	3	282	2	4	520	0	520	
26	259	11	199	4	13	486	0	486	
27	501	12	916	9	9	1447	0	1447	
28	390	9	374	17	5	795	0	795	
28A	292	6	399	2	4	703	0	703	
29	555	16	600	17	14	1202	0	1202	
30	348	4	242	2	3	599	0	599	

[Signature]
Returning Officer,
3-Bamutia (SC) Assembly Constituency

	476	17	516	7	9	1025	0	1025
32	341	4	608	6	6	965	0	965
33	806	19	611	6	7	1449	0	1449
34	342	12	368	8	7	737	0	737
35	299	13	242	3	8	565	0	565
Total	14816	362	17171	270	366	32985	0	32985
No. of votes recorded at								
Postal ballot papers	128	5	153	1	0	287	66	353
(To be filled in the case of								
election from an A/C)								
Total votes polled	14944	367	17324	271	366	33272	66	33338


 Returning Officer,
 3-Bamulla (SC) Assembly
 3-Bamulla (SC) Assembly Constituency

FROM-20

FINAL RESULT SHEET

[See Rule 56(7)]

[To be used for recording the result of voting at polling stations other than Notified Polling Stations]
Election to the Jharkhand Legislative Assembly 2008

PART-1

[To be used both for Parliamentary and Assembly Elections]

Total No. of Electors in Assembly Segment =

Name of the Assembly Segment **4-Barjala**

No. Of Polling Station	Number of Valid Vote Cast in favour of						Total of Valid Vote	Number of Reject Vote	Total Votes	Number of Electors in Segment
	Dipak Kumar Roy (INC)	Pulak Kumar Debnath (BJP)	Sankar Prasad Datta CPI(M)	Sanjib Dey (NCP)	Jayanta Kumar Datta (FB)	Pradip Chakraborty (AITC)				
Final										
1	413	8	612	8	7	12	1060		1060	0
2	408	5	310	5	3	3	734		734	0
3	334	2	353	2	2	0	693		693	0
4	327	11	440	13	5	9	805		805	0
5	297	4	333	7	0	6	647		647	0
6	441	10	480	9	3	5	948		948	0
7	314	6	455	9	4	7	795		795	0
8	414	10	518	2	5	9	958		958	0
9	442	9	590	4	4	2	1051		1051	0
10	457	7	488	5	3	4	964		964	0
11	333	13	290	5	3	9	653		653	0
12	691	18	677	9	6	19	1420		1420	0
13	466	24	501	7	3	8	1009		1009	0
14	604	15	788	12	5	3	1427		1427	0
15	390	25	379	10	14	5	823		823	0
16	363	6	628	14	7	8	1026		1026	0
17	372	6	217	4	3	3	605		605	0
18	407	8	494	9	9	6	933		933	0
19	270	8	248	1	0	2	529		529	0
20	239	10	303	1	6	3	562		562	0
21	426	15	295	2	6	11	755		755	0
22	295	17	125	4	2	7	450		450	0
23	250	11	316	2	3	5	587		587	0
24	293	4	236	6	2	0	541		541	0
25	374	15	432	10	2	2	835		835	0
26	391	14	314	8	3	7	737		737	0
27	480	15	515	10	3	8	1031		1031	0
28	350	4	307	1	4	5	671		671	0
29	363	8	377	4	1	4	757		757	0
30	443	8	535	3	6	9	1004		1004	0
30A	405	10	357	7	0	1	780		780	0
31	227	0	149	3	3	2	384		384	0
32	567	15	308	2	2	0	894		894	0
32A	451	15	371	3	1	12	853		853	0
33	630	19	575	13	9	12	1258		1258	0

34	166	4	195	3	1	1	370		370	0
35	118	3	219	4	0	4	348		348	0
36	214	5	227	3	3	3	455		455	0
37	159	5	250	2	3	3	422		422	0
38	443	16	376	2	1	3	841		841	0
39	584	12	602	11	5	8	1222		1222	0
40	412	27	390	1	7	26	863		863	0
41	289	6	247	4	0	7	553		553	0
42	537	20	475	2	15	5	1054		1054	0
43	173	10	500	6	7	6	702		702	0
44	459	12	565	5	4	9	1054		1054	0
45	447	20	490	8	5	11	981		981	0
46	385	10	370	9	5	2	781		781	0
47	581	20	535	13	6	9	1164		1164	0
48	217	5	298	2	1	5	528		528	0
49	526	14	504	2	4	5	1055		1055	0
50	444	16	554	4	9	4	1031		1031	0
51	432	17	497	9	8	5	968		968	0
52	436	8	451	10	4	10	919		919	0
53	398	5	349	6	4	7	769		769	0
54	361	13	339	6	4	1	724		724	0
55	404	17	410	3	6	8	848		848	0
55A	385	14	305	4	4	0	712		712	0
56	717	14	621	13	6	16	1387		1387	0
57	329	11	174	2	2	3	521		521	0
58	460	8	291	4	1	1	765		765	0
Total	24003	687	24550	352	254	370	50216	0	50216	0
No. of votes recorded at postal ballot papers	252	10	303	4	3	1	573	123	696	0
To be filled in the case of election from an A/C)										
Total votes polled	24255	697	24853	356	257	371	50789	123	50912	0

Returning Officer
4-Banjara Assembly

Signature
Date

**FROM-20
FINAL RESULT SHEET**

[See Rule 56C(2)(C)]

Election to the Tripura Legislative Assembly 2008. from the 5-Khayerpur Assembly Constituency
PART-1

[To be used both for Parliamentary and Assembly Election]

Total No. of Electors in Assembly Constituency / Segment -

Name of the Assembly / Segment - **5-Khayerpur**

Sl. no. Of Polling Station	Number of Vaild Vote Cast in favour of				Total of Vaild Vote	Number of Rejected Vote	Total	Number of Tendered Votes
	Pabitra Kar, CPI(M)	Pranjit Banik, BJP	Ratan Chakraborty, INC	Putul Ghosh, AITC				
1	480	10	361	11	862		862	
2	447	22	381	19	869		869	
2A	363	15	373	23	774		774	
3	522	15	446	22	1005		1005	
4	530	10	451	16	1007		1007	
5	607	23	416	8	1054		1054	
6	514	13	432	25	984		984	
7	328	19	363	8	718		718	
8	504	17	408	17	946		946	
9	405	15	526	20	966		966	
10	591	31	497	16	1135		1135	
11	316	7	270	6	599		599	
12	231	12	264	10	517		517	
13	447	26	624	19	1116		1116	
14	405	13	517	6	941		941	
15	490	14	488	10	1002		1002	
16	720	23	621	26	1390		1390	
17	339	7	249	5	600		600	
18	267	11	393	9	680		680	
19	307	6	309	9	631		631	
20	290	9	292	13	604		604	
21	536	20	378	8	942		942	
22	625	13	365	16	1019		1019	
23	225	5	207	10	447		447	
24	331	15	315	8	669		669	1
25	472	17	641	10	1140		1140	
26	386	19	559	24	988		988	
27	470	20	241	19	750		750	
28	870	23	528	27	1448		1448	
29	687	13	421	16	1137		1137	
30	340	17	328	14	699		699	
31	402	11	498	10	921		921	
32	358	7	313	6	684		684	
33	376	9	527	9	921		921	

Sl. no. Of Polling Station	Number of Vaild Vote Cast in favour of				Total of Vaild Vote	Number of Rejected Vote	Total	Number of Tendered Votes
	Pabitra Kar, CPI(M)	Pranjit Banik, BJP	Ratan Chakraborty, INC	Putul Ghosh, AITC				
34	544	21	452	24	1041		1041	
35	496	15	354	22	887		887	
36	232	6	278	8	524		524	
37	349	11	446	4	810		810	
38	323	12	310	13	658		658	
39	313	8	237	12	570		570	
40	285	7	426	21	739		739	
41	359	23	492	14	888		888	
42	304	15	305	12	636		636	
43	324	10	386	8	728		728	
Total no of votes recorded at Polling Stations	18710	635	17688	613	37646	0	37646	1
No. of votes recorded on postal ballot papers (To be filled in the case of election from an A/C)	123	4	144	2	273	9	282	
Total votes polled	18833	639	17832	615	37919	9	37928	1

Place. U K Academy, Agartala

Date: 07/03/2008

Returning officer,
5-Khayerpur Assembly

[Signature]
7/3/08


FROM-20
FINAL RESULT SHEET
[SEE RULE 56C(2)(C)]
Election to the Tripura Legislative Assembly 2008 from the 6-Agartala Assembly Constituency
PART-I

Name of the Assembly Constituency - 6-Agartala Assembly Constituency
Total No. of Electors in Assembly Constituency = 47383 nos

Sl. No. Of Polling Station	Number of Valid Vote Cast in favour of					Total of Valid Vote	Number of Rejected Vote	Total Votes	Number of Tended Votes
	Bhaskar Roy, CPI(M)	Smt Milan Chakraborty, BJP	Budip Roy Barman, INC	Lalit Mohan Goswami, AITC	Smt Shibani Showmik, Independent				
1	390	10	421	2	6	829		829	
2	327	10	399	4	12	752		752	
2A	295	13	345	3	7	663		663	
3	297	12	420	5	4	738		738	
4	369	10	419	7	9	814		814	
5	285	12	454	2	4	757		757	
5A	352	5	372	4	6	739		739	
6	347	9	356	6	8	726		726	
7	365	6	530	3	3	907		907	
8	598	18	443	3	18	1080		1080	
9	395	15	333	5	7	755		755	
10	394	9	341	5	8	757		757	
11	335	8	382	5	13	743		743	
12	186	12	225	3	0	426		426	
13	341	6	347	4	5	703		703	
14	151	2	189	2	1	345		345	
15	288	7	346	5	11	657		657	
16	198	4	238	1	5	446		446	
17	449	11	540	10	13	1023		1023	
18	428	8	441	5	1	883		883	
19	360	11	372	5	4	752		752	
20	300	9	388	4	6	707		707	
21	343	8	372	3	6	732		732	
22	443	18	437	11	16	925		925	
23	190	6	313	2	1	512		512	
24	453	6	370	9	11	849		849	


Returning Officer,
6-Agartala Assembly Constituency

Sl. No. Of Polling Station	Number of Valid Vote Cast in favour of					Total of Valid Vote	Number of Rejected Vote	Total Votes	Number of Tendered Votes
	Smt. Roy, CPM	Smt. Milan Chakraborty, BJP	Sudip Roy Barman, INC	Lalit Mohan Goowami, AITC	Smt. Shilpi Bhowmik, Independent				
24A	349	7	421	6	13	796		796	
25	633	20	475	9	39	1176		1176	
26	564	11	581	9	18	1183		1183	
27	305	5	270	2	7	589		589	
28	236	4	186	3	8	437		437	
29	154	4	233	2	1	394		394	
30	340	8	269	4	7	628		628	
31	390	6	397	0	3	796		796	
32	351	4	284	4	4	647		647	
33	190	2	202	2	5	401		401	
34	419	18	496	10	9	952		952	
35	271	7	324	1	4	607		607	
36	253	12	291	1	2	559		559	
37	374	12	314	4	4	708		708	
38	263	5	337	7	2	614		614	
39	412	19	327	4	5	767		767	
40	477	9	350	3	3	842		842	
41	355	10	422	4	4	795		795	
42	224	5	289	2	1	521		521	
43	215	6	297	6	8	532		532	
44	253	17	309	2	3	584		584	
45	145	10	202	1	1	359		359	
46	366	11	445	5	4	831		831	
47	279	9	415	3	9	715		715	
48	510	11	676	5	14	1216		1216	
49	299	15	475	1	5	795		795	
50	114	3	152	1	1	271		271	
51	259	3	263	1	5	531		531	
52	492	11	559	5	9	1076		1076	


Returning Officer,
Agartala Assembly Constituency

Sl. No. Of Polling Station	Number of Valid Vote Cast In favour of					Total of Valid Vote	Number of Rejected Vote	Total Votes	Number of Tendered Votes
	Bikash Roy, CPI(M)	Smt Milan Chakraborty, BJP	Sudip Roy Barman, INC	Lalit Mohan Goswami, AITC	Smt Shibani Bhowmik, Independent				
53	141	3	191	0	0	335		335	
54	348	11	513	5	4	879		879	
Total no of votes recorded at polling stations	18858	523	20758	230	387	40756	0	40756	
Total no of votes recorded on invalid ballot papers	336	5	261	1	2	605	427	1032	
Total votes polled	19194	528	21019	231	389	41361	427	41788	

Place: U K Academy, Agartala

Date: 07.03.2008

(Brijesh Pandey, IAS)
Returning officer,
6-Agartala A/C

Returning Officer,
6-Agartala Assembly Constituency

FROM-20

FINAL RESULT SHEET

[See Rule 56C(2)(C)]

Election to the Tripura Legislative Assembly 2008. from the 7-Ramnagar Assembly Constituency

PART-1

[To be used both for Parliamentary and Assembly Election]

Total No. of Electors in Assembly Constituency / Segment -

Name of the Assembly / Segment - 7-Ramnagar

Sino. Of Polling Station	Number of Vaild Vote Cast in favour of				Total of Vaild Vote	Number of Rejected Vote	Total	Number of Tendered Votes
	Nilima Ghosh, BJP	Ratan Das, CPI(M)	Surajit Dutta, INC	Dulal Deb, AIFB				
1	26	521	622	17	1186	0	1186	
2	18	479	511	13	1021	0	1021	
3	18	236	333	7	594	0	594	
4	25	501	623	17	1166	0	1166	
5	8	390	199	4	601	0	601	
6	32	681	637	23	1373	0	1373	
7	20	403	664	12	1099	0	1099	
8	32	545	730	20	1327	0	1327	
9	15	292	454	4	765	0	765	
10	20	440	530	11	1001	0	1001	
11	14	298	361	1	674	0	674	
12	7	327	388	12	734	0	734	
13	25	447	514	8	994	0	994	
14	11	207	233	6	457	0	457	
15	11	284	346	8	649	0	649	
16	12	364	504	10	890	0	890	
17	20	333	417	9	779	0	779	
18	18	288	359	8	673	0	673	
19	14	301	354	9	678	0	678	
20	9	223	257	1	490	0	490	
21	15	268	335	6	624	0	624	
22	8	296	299	6	609	0	609	
23	12	341	489	5	847	0	847	
24	18	258	257	12	545	0	545	
25	15	278	436	5	734	0	734	
26	12	352	480	4	848	0	848	
27	14	382	399	17	812	0	812	
28	10	498	346	3	857	0	857	
29	28	576	490	9	1103	0	1103	
30	8	225	395	6	634	0	634	
31	6	199	270	12	487	0	487	
32	6	283	349	9	647	0	647	
33	23	291	349	8	671	0	671	
34	5	233	229	1	468	0	468	
35	5	277	171	1	454	0	454	
36	9	295	414	8	726	0	726	
37	9	229	351	4	593	0	593	
38	9	237	215	7	468	0	468	
39	7	267	348	20	642	0	642	
40	4	203	247	14	468	0	468	
41	11	269	306	8	594	0	594	
Total no of votes recorded at Polling Stations	589	13817	16211	365	30982	0	30982	
No. of votes recorded on postal ballot papers (To be filled in the case of election from an A/C)	6	381	358	5	750	34	784	
Total votes polled	595	14198	16569	371	31732	34	31766	

Place: U.K. Academy, Agartala
Date: 07.03.2008Returning Officer,
7-Ramnagar A/C

**FROM-20
FINAL RESULT SHEET**

[See Rule 56C(2)(C)]

Election to the Tripura Legislative Assembly 2008. from the 8-Town Bordowali Assembly Constituency

PART-1

[To be used both for Parliamentary and Assembly Election]

Total No. of Electors in Assembly Constituency / Segment

29286

Name of the Assembly / Segment - 8-Town Bordowali

Sl. no. Of Polling Station	Number of Valid Vote Cast in favour of					Total of Valid Vote	Number of Rejected Vote	Total	Number of Tended Votes
	Rakhal Chakraborty, BJP	Dr. Sudhir Chandra Majumder, CPI(M)	Sudhir Ranjan Majumdar, INC	Papri Haldar, LJP	Maya Saha, AIFB				
1	15	183	266	1	8	473	0	473	0
2	5	97	121	2	7	232	0	232	0
3	10	336	481	6	11	844	0	844	0
4	4	188	233	5	5	435	0	435	0
5	6	248	351	3	6	614	0	614	0
6	2	200	326	4	8	540	0	540	0
7	2	153	292	4	12	463	0	463	0
8	6	211	272	2	28	519	0	519	0
9	15	296	318	5	5	639	0	639	0
10	18	406	331	6	16	777	0	777	0
11	2	111	281	5	5	404	0	404	0
12	12	254	310	8	8	592	0	592	0
13	12	423	517	10	8	970	0	970	0
14	17	427	616	5	9	1074	0	1074	0
15	3	211	151	1	3	369	0	369	0
16	9	359	423	8	4	803	0	803	0
17	6	304	364	5	9	688	0	688	0
18	3	263	291	2	3	562	0	562	0
19	17	466	669	12	19	1183	0	1183	0
20	8	306	503	2	10	829	0	829	0
21	15	311	486	6	8	826	0	826	0
22	14	371	354	3	16	758	0	758	0
23	18	284	425	4	3	734	0	734	0
24	19	226	243	0	3	491	0	491	0
25	18	286	536	11	6	857	0	857	0
26	14	493	640	7	14	1168	0	1168	0
27	5	188	320	3	3	519	0	519	0
28	18	531	462	3	20	1034	0	1034	0
29	14	377	491	8	14	904	0	904	0
30	3	247	313	1	6	570	0	570	0
31	6	249	317	8	5	585	0	585	0
32	12	300	302	6	16	636	0	636	0

Sl. no. Of Polling Station	Number of Vaild Vote Cast in favour of					Total of Vaild Vote	Number of Rejected Vote	Total	Number of Tended Vote
	Rakhal Chakraborty, BJP	Dr. Sudhir Chandra Majumder, CPI(M)	Sudhir Ranjan Majumdar, INC	Papri Haldar, LJP	Maya Saha, AIFB				
33	13	256	360	4	10	643	0	643	0
34	12	308	512	4	11	847	0	847	0
35	7	142	149	1	1	300	0	300	0
36	11	218	267	9	7	512	0	512	0
37	3	178	359	5	8	553	0	553	0
38	4	254	298	7	6	569	0	569	0
Total no of votes recorded at Polling Stations	378	10661	13950	186	341	25516	0	25516	0
No. of votes recorded on postal ballot papers (To be filled in the case of election from an A/C)	6	304	240	1	3	554	84	638	0
Total votes polled	384	10965	14190	187	344	26070	84	26154	0

Place: U.K. Academy, Agartala
Date: 07.03.2008

Officer
Returning officer,
8-Town Bordowali A.C

FROM-20
[See Rule 56(7)]

FINAL RESULT SHEET

[To be used for recording the result of voting at polling stations other than Notified Polling Stations]

Election to the Tripura Legislative Assembly 2008.

PART-1

[To be used both for Parliamentary and Assembly Elections]

Name of the Assembly Segment - 9-Banamalipur A/C

Total No. of Electors in Assembly Segment =

Sno. Of Polling Station	Number of Valid Vote Cast in favour of						Total of Valid Vote	Number of Reject Vote	Total Votes	Number of Tended Votes
	Gopal Ch Roy, INC	Prasanta Kapali, CPI	Sudhindra Dasgupta, BJP	Basanti Sinha, AITC	Rakhalraj Dutta, Amra Bangale	Nishith Das, Independent				
Final										
1	396	258	20	0	2	3	679	0	679	
2	433	379	16	0	1	6	835	0	835	
3	338	309	11	0	1	5	664	0	664	
4	243	152	5	0	1	6	407	0	407	
5	299	260	3	0	1	3	566	0	566	
6	393	314	15	3	1	9	735	0	735	
7	303	211	13	6	7	3	543	0	543	
8	364	154	4	1	1	4	528	0	528	
9	273	147	2	1	1	3	427	0	427	
10	362	284	2	2	3	3	656	0	656	
11	158	174	4	1	0	0	337	0	337	
12	702	410	11	3	1	8	1135	0	1135	
13	645	562	12	1	7	15	1242	0	1242	
14	305	183	7	1	0	1	497	0	497	
15	335	208	14	0	3	7	567	0	567	
16	289	323	10	1	5	13	641	0	641	
17	135	189	1	1	1	0	327	0	327	
18	422	439	11	1	8	5	884	0	884	
19	597	269	14	0	4	6	890	0	890	
20	177	148	4	0	0	2	331	0	331	
21	387	284	10	1	2	8	692	0	692	
22	223	147	0	1	0	3	374	0	374	
23	311	302	20	1	0	12	646	0	646	
24	386	155	12	0	1	6	560	0	560	
25	340	189	12	1	6	1	549	0	549	
26	427	228	12	0	2	6	675	0	675	
27	519	475	23	0	9	13	1039	0	1039	
28	357	265	8	1	2	9	642	0	642	
29	348	230	11	1	4	10	604	0	604	
30	168	144	4	0	2	2	320	0	320	
31	209	237	16	3	3	1	469	0	469	
32	202	176	8	1	1	4	392	0	392	
33	517	427	18	1	6	16	985	0	985	
34	299	278	12	1	1	8	599	0	599	
35	206	338	13	1	3	4	655	0	655	
Total no. of votes recorded at Polling Station	12158	9248	368	36	88	205	22092	0	22092	
No. of votes recorded at postal ballot papers	196	298	7	1	0	1	503	101	604	
Total votes polled	12354	9546	365	36	88	206	22595	101	22696	

(Brijesh Pandey, IAS)

Returning officer,

9-Banamalipur Assembly Constituency

Returning Officer,

9-Banamalipur Assembly Constituency

FROM-20
FINAL RESULT SHEET
[See Rule 56(7)]

[To be used for recording the result of voting at Notified Polling Stations]
Election to the Tripura Legislative Assembly 2008.


PART-1

[To be used both for Parliamentary and Assembly Elections]

Total No. of Electors in Assembly Segment = **37150**

Name of the Assembly Segment - **10-Majlishpur**

Slno. Of Polling Station	Number of Vaild Vote Cast in favour of			Total of Vaild Vote	Number of Reject Vote	Total Votes	Number of Tendered Votes
	Dipak Nag	Paresh Chandra Saha	Manik Dey				
1	366	13	543	922		922	
2	521	23	735	1279		1279	
3	406	13	349	768		768	
4	489	34	452	975		975	
5	517	18	559	1094		1094	
6	413	11	424	848		848	
6A	345	17	329	691		691	
7	331	16	395	742		742	
8	432	23	666	1121		1121	
9	179	8	268	455		455	
10	422	13	441	876		876	
11	170	6	192	368		368	
12	530	19	529	1078		1078	
13	443	23	372	838		838	
14	382	19	379	780		780	
15	451	17	296	764		764	
16	208	6	351	565		565	
17	290	11	281	582		582	
18	484	15	475	974		974	
19	145	3	228	376		376	
20	607	20	438	1065		1065	
21	190	10	329	529		529	
22	389	13	382	784		784	
23	329	14	363	706		706	
24	230	6	219	455		455	
25	222	8	348	578		578	1
26	372	13	410	795		795	
27	358	6	257	621		621	
28	240	5	348	593		593	
29	255	10	243	508		508	
30	151	1	225	377		377	


(U) K. CHAKMA
 District Welfare Officer,
 10-Majlishpur & 11-Mandakbar (S)

31	770	17	492	1279		1279	
32	477	22	693	1192		1192	
33	278	10	243	531		531	
34	388	14	350	752		752	
35	240	14	294	548		548	
36	310	16	492	818		818	
37	178	9	238	425		425	
38	682	23	642	1347		1347	
39	324	18	417	759		759	
40	213	5	294	512		512	
41	571	11	500	1082		1082	
42	270	16	322	608		608	
43	142	10	105	257		257	
44	611	29	629	1269		1269	1
Total	16321	628	17537	34486		34486	3
No. of votes recorded at postal ballot papers (To be filled in the case of election from an A/C)	176	4	208	388	135	523	
Total votes polled	16497	632	17745	34874	135	35009	

(U.K. CHAKMA) 3-08
 Returning officer,
 10-Majlishpur & 11-Mandaibazar (ST) A.C.
 Returning Officer.
 (District Welfare Officer, Wes.)
 10-Majlishpur & 11-Mandaibazar (ST) A.C.

FROM-20
FINAL RESULT SHEET
[See Rule 56(7)]

[To be used for recording the result of voting at Notified Polling Stations]
Election to the Tripura Legislative Assembly 2008.


PART-1

[To be used both for Parliamentary and Assembly Elections]

Total No. of Electors in Assembly Segment = **36962**

Name of the Assembly Segment - **11-Mandai Bazar (ST)**

Sino Of Polling Station	Number of Vaild Vote Cast in favour of					Total of Vaild Vote	Number of Reject Vote	Total Votes	Number of Tendere d Votes
	Jagadish Debbarma	Monoranjan Debbarma	Narendra Debbarma	Satish Debbarma	Budhu Kr. Debbarma				
1	486	483	6	12	32	1019		1019	
2	407	534	10	2	25	978		978	
3	429	403	8	15	18	873		873	
4	229	164	3	1	6	403		403	
5	298	425	3	5	3	734		734	
6	372	318	9	9	7	715		715	
7	319	361	2	5	6	693		693	
8	158	319	4	4	7	492		492	
9	207	522	6	2	7	744		744	
10	482	496	19	22	22	1041		1041	
11	412	379	12	8	18	829		829	
12	335	375	9	3	6	728		728	
13	337	206	3	0	11	557		557	
14	442	452	7	10	10	921		921	
15	66	4	0	0	0	70		70	
16	231	396	4	2	15	648		648	
17	277	337	3	4	2	623		623	
18	552	555	10	3	9	1129		1129	2
19	392	267	6	1	5	671		671	
20	277	366	11	1	7	662		662	
21	318	441	17	10	35	821		821	
22	224	381	15	9	33	662		662	
23	180	230	11	3	11	435		435	
24	430	335	9	2	7	783		783	
25	133	278	5	2	0	418		418	
26	166	185	6	4	16	377		377	
27	242	271	6	4	6	529		529	
28	408	367	8	9	10	802		802	
29	198	180	2	2	1	383		383	
30	387	463	11	8	14	883		883	
31	286	400	16	3	29	734		734	


(D. K. CHAKMA)
Returning Officer,
(District Welfare Officer, West)
11-Mandai Bazar (ST)

Cont-2

32	476	411	16	14	25	942		942	
33	722	490	25	18	40	1295		1295	
34	685	313	4	5	21	1028		1028	
35	551	809	23	20	25	1428		1428	
36	154	164	6	4	7	335		335	
37	361	299	1	2	4	667		667	
38	281	319	4	3	7	614		614	
39	157	171	9	2	8	347		347	
40	199	265	3	3	4	474		474	
41	522	622	14	21	15	1194		1194	
42	408	381	6	6	24	825		825	
43	322	368	12	5	14	721		721	
44	334	375	10	11	25	755		755	
45	602	583	15	15	50	1265		1265	
Total	15454	16463	389	294	647	33247		33247	2
No. of votes recorded at postal ballot papers (To be filled in the case of election from an A/C)									
	184	142	3	7	3	339	7	346	
Total votes polled	15638	16605	392	301	650	33586	7	33593	2

Date : 07-03-2008
Place : Agartala

(U.K. Chakma)
Returning officer,
11-Mandai Bazar (ST)
(U. K CHAKMA)
Returning Officer
(District Welfare Officer, West)
10-Majlishpur & 11-Mandaibazar (ST) A/C

ANNEXURA XLI
(CHAPTER XIV, PARA 26.9)

FORM-20

FINAL RESULT SHEET

[SEE RULE 56C(2)(C)]

Election to the Tripura Legislative Assembly 2008. from the 12-Takarjala(ST) Assembly Constituency

PART-1

[To be used both for Parliamentary and Assembly Election]


Total No. of Electors in Assembly Constituency / Segment = 27,087

Name of the Assembly Constituency / Segment - 12-Takarjala(ST)

Sl. no. Of Polling Station	Number of Vaild Vote Cast in favour of						Total of Vaild Vote	Number of Reject Vote	Total Votes	Number of Tendered Votes
	Niranjan Debbarma, CPI(M)	Rajeshwar Debbarma, INPT	Sanjit Debbarma, AITC	Subiram Debbarma, LJP	Biswamani Debbarma, Independent	Sukumar Debbarma, Independent				
12/1	301	285	12	3	7	7	615	0	615	0
12/2	434	354	5	3	10	7	813	0	813	0
12/3	497	326	26	3	3	11	866	0	866	0
12/4	536	384	10	7	12	20	969	0	969	0
12/5	402	162	5	3	1	3	576	0	576	0
12/6	163	246	10	0	1	16	436	0	436	0
12/7	386	349	5	6	2	11	759	0	759	0
12/8	293	197	6	1	3	14	514	0	514	0
12/9	237	199	2	4	3	8	453	0	453	0
12/10	301	417	7	6	9	14	754	0	754	0
12/11	312	234	7	4	4	15	576	0	576	0
12/12	360	272	17	4	9	21	683	0	683	0
12/13	345	269	8	11	2	17	652	0	652	0
12/14	346	357	12	13	10	12	750	0	750	0
12/15	310	110	4	0	5	3	432	0	432	0
12/16	293	445	14	6	10	23	791	0	791	0
12/17	1	2	0	0	0	0	3	0	3	0
12/18	643	426	7	3	6	5	1090	0	1090	0
12/19	344	486	10	8	9	16	873	0	873	0
12/20	336	411	2	4	2	5	760	0	760	0
12/21	425	340	5	0	0	12	782	0	782	0
12/22	153	204	3	1	0	3	364	0	364	0
12/23	295	229	2	6	4	4	540	0	540	0
12/24	151	105	2	2	1	6	267	0	267	0
12/25	276	137	2	2	4	5	426	0	426	0
12/26	348	351	1	3	5	6	714	0	714	0
12/27	312	134	2	2	4	4	458	0	458	0
12/28	407	459	9	11	7	14	907	0	907	0
12/29	202	387	7	4	2	10	612	0	612	0
12/30	338	290	4	1	5	12	650	0	650	0

Sl. no. Of Polling Station	Number of Vaild Vote Cast in favour of						Total of Vaild Vote	Number of Reject Vote	Total Votes	Number of Invalid Votes
	Niranjan Debbarma, CPI(M)	Rajeshwar Debbarma, INPT	Sanjit Debbarma, AITC	Subirami Debbarma, LJP	Biswamani Debbarma, Independent	Sukumar Debbarma, Independent				
12/31	426	345	3	1	5	14	794	0	794	0
12/32	409	347	5	4	10	17	792	0	792	0
12/33	402	319	9	11	9	12	762	0	762	0
12/34	233	302	10	5	9	17	576	0	576	0
12/35	299	191	3	0	4	36	533	0	533	0
12/36	132	228	3	2	4	7	376	0	376	0
12/37	372	207	9	3	9	6	606	0	606	0
12/38	320	338	4	6	4	6	678	0	678	0
Total no of votes recorded at Polling Stations	12340	10844	252	153	194	419	24202	0	24202	
No. of votes recorded on postal ballot papers (To be filled in the case of election from A/C)	130	164	3	1	0	0	298	7	305	
Total votes polled	12470	11008	255	154	194	419	24500	7	24507	

Place: U K Academy, Agartala
Date: 07.03.2008


 Returning officer
 12-Takarjala (ST) A/C
 Returning Officer
 12 Takarjala (ST) Assembly Constituency

ANNEXURE XLI
[CHAPTER XIV, PARA 26,9]

FORM 20

FINAL RESULT SHEET

[SEE RULE 56C(2)(C)]

ELECTION TO THE LEGISLATIVE ASSEMBLY CONSTITUENCY

PART 1

[To be used both for Parliamentary and Assembly Election)

Total No. of Electors in Assembly Constituency:-

Name of the Assembly Constituency : **13-Pratapgarh (SC)**

Serial No. of Polling Station	No. of Valid Votes Cast in Favour of					Total No of Valid Votes	No. of Total rejected Votes	No. of tender Votes
	Anil Sarkar	Arjun Chandra Das	Bimal Chandra Barman	Nanda Lal Das	Putul Rani Mitra			
1	2	3	4	5	6	7	8	9
1	390	14	285	8	11	708	0	0
2	486	17	330	15	17	865	0	0
3	717	17	623	10	13	1380	0	0
4	428	9	568	4	7	1016	0	0
5	521	16	500	12	11	1060	0	0
6	474	20	416	6	15	931	0	0
7	341	5	257	4	3	610	0	0
8	439	11	386	7	8	851	0	0
9	291	5	238	3	2	539	0	0
10	218	9	210	2	2	441	0	0
11	347	8	273	9	2	639	0	0
12	648	14	648	14	15	1337	0	0
13	644	24	531	10	7	1216	0	0
14	563	21	328	11	16	939	0	0
15	338	9	326	11	7	691	0	0
16	400	10	220	3	8	641	0	0
17	567	21	528	12	19	1147	0	0
18	589	26	372	28	11	1026	0	0
19	461	13	302	8	7	791	0	0
20	463	21	263	16	10	773	0	0
21	443	13	275	11	18	760	0	0
22	416	20	308	8	1	753	0	0
23	506	21	301	11	12	851	0	0
24	673	27	528	13	19	1260	0	0

Serial No. of Polling Station	No. of Valid Votes Cast in Favour of					Total No of Valid Votes	No. of Total rejected Votes	No. of tender Votes.
	Anil Sarkar	Arjun Chandra Das	Bimal Chandra Barman	Nanda Lal Das	Putul Rani Mitra			
1	2	3	4	5	6	7	8	9
25	447	21	289	8	17	782	0	0
26	277	8	227	3	7	522	0	0
27	529	10	287	9	14	849	0	0
28	516	29	299	14	16	874	0	0
29	547	15	373	6	10	951	0	0
30	398	12	341	7	10	768	0	0
31	495	15	521	7	4	1042	0	0
32	377	11	246	2	6	642	0	0
33	515	16	340	3	14	888	0	0
34	475	17	385	4	10	891	0	0
35	379	21	372	24	30	826	0	0
36	199	7	74	7	5	292	0	0
37	576	15	413	12	19	1035	0	0
37A	445	15	403	9	16	888	0	0
38	342	7	270	8	8	635	0	0
39	229	15	180	7	6	437	0	0
40	294	1	208	4	8	515	0	0
41	428	18	421	9	11	887	0	0
41A	383	10	299	7	11	710	0	0
42	490	15	383	7	8	903	0	0
43	510	9	328	11	16	874	0	0
44	586	26	458	8	22	1100	0	0
45	651	19	504	10	17	1201	0	0
46	521	18	454	13	14	1020	0	0
47	510	10	275	10	12	817	0	0
48	513	18	383	9	18	941	0	0
49	430	11	488	9	17	955	0	0
50	564	16	416	7	9	1012	0	0
51	300	5	180	2	0	487	0	0
52	294	4	239	3	5	545	0	0
53	201	8	265	6	5	485	0	0
54	358	10	222	5	4	599	0	0

Serial No. of Polling Station	No. of Valid Votes Cast in Favour of					Total No of Valid Votes	No. of Total rejected Votes	No. of tender Votes
	Anil Sarkar	Arjun Chandra Das	Bimal Chandra Barman	Nanda Lal Das	Putul Rani Mitra			
1	2	3	4	5	6	7	8	9
55	493	19	520	8	9	1049	0	0
56	310	10	289	8	11	628	0	0
57	458	16	447	7	19	945	0	0
58	614	20	476	11	26	1147	0	0
59	525	13	297	7	11	853	0	0
60	238	13	207	8	13	479	0	0
61	309	15	335	16	17	692	0	0
62	607	17	455	9	25	1113	0	0
63	596	20	360	9	24	1009	0	0
64	532	14	363	9	18	936	0	0
65	377	10	350	8	4	749	0	0
66	121	2	87	0	2	212	0	0
67	367	18	341	19	43	788	0	0
68	717	16	504	10	33	1280	0	0
69	474	18	335	10	15	852	0	0
Total No. of Votes recorded at Polling Stations	31876	1024	24925	625	880	59330	0	0
No. of votes recorded on postal ballot papers	229	2	130	0	0	361	294	0
Total Votes polled	32105	1026	25055	625	880	59691	294	0

Place : Sub-Division Office, Bishalgarh
Date : 07.03.08

(Rakesh R. Yadav, IAS)
Returning Officer
13-Pratapgarh (SC) & 14-Badharghat A/Cs
Bishalgarh : West Tripura
(RAKESH R. YADAV, IAS)
RETURNING OFFICER
13-Pratapgarh(SC)A/C
14-Badharghat A/C

**ANNEXURE XLI
[CHAPTER XIV, PARA 26,9]**

FORM 20

FINAL RESULT SHEET

[SEE RULE 56C(2)(C)]

ELECTION TO THE LEGISLATIVE ASSEMBLY CONSTITUENCY

PART 1

[To be used both for Parliamentary and Assembly Election)

Total No. of Electors in Assembly Constituency/Segments.

Name of the Assembly Constituency : **14-Badharghat**

Serial No. of Polling Station	No. of Valid Votes Cast in Favour of							Total No of Valid Votes	No. of Total rejected Votes	No. of tender Votes
	Dilip Sarkar	Dwijendra Sanaji	Ram Prasad Paul	Subrata Chakraborty (S/O Binod Chakraborty)	Dilip Dutta	Debasish Datta	Subrata Chakraborty (S/O Sunil Chakraborty)			
1	2	3	4	5	6	7	8	9	10	11
1	522	4	9	461	10	12	17	1035	0	0
2	463	2	5	486	3	0	7	972	0	0
3	590	3	11	551	9	7	20	1196	0	0
4	507	10	10	651	13	3	20	1214	0	0
5	516	7	6	489	12	2	8	1040	0	0
6	444	5	11	346	3	1	10	820	0	0
7	277	1	6	289	3	1	1	578	0	0
8	531	4	11	347	5	1	6	905	0	0
9	357	5	21	538	3	2	11	937	0	0
10	172	1	6	138	0	0	4	321	0	0
11	458	3	7	383	1	3	5	860	0	0
12	355	3	12	299	3	1	6	679	0	0
13	680	5	22	650	7	1	2	1368	0	0
14	494	1	4	424	6	3	6	938	0	0

Serial No. of Polling Station	No. of Valid Votes Cast in Favour of							Total No of Valid Votes	No. of Total rejected Votes	No. of tender Votes
	Dilip Sarkar	Dwijendra Sahaji	Ram Prasad Paul	Subrata Chakraborty (S/O Binod Chakraborty	Dillip Dutta	Debasish Datta	Subrata Chakraborty (S/O Sunil Chakraborty)			
1	2	3	4	5	6	7	8	9	10	11
14A	433	6	4	303	6	0	6	758	0	0
15	569	4	11	538	7	2	15	1146	0	0
16	579	8	10	524	6	7	19	1153	0	0
17	418	6	13	681	4	3	6	1131	0	0
18	477	5	6	471	11	0	9	979	0	0
19	397	4	14	529	1	1	8	954	0	0
20	296	1	5	468	8	2	7	787	0	0
21	483	3	10	291	5	2	6	800	0	0
22	303	4	6	171	0	2	2	488	0	0
23	601	7	3	404	6	5	17	1043	0	0
24	262	3	5	329	6	0	11	616	0	0
25	582	4	14	544	13	1	11	1169	0	0
26	562	3	19	489	7	6	5	1091	0	0
27	473	5	12	452	4	8	11	965	0	0

Serial No. of Polling Station	No. of Valid Votes Cast in Favour of							Total No of Valid Votes	No. of Total rejected Votes	No. of tender Votes
	Dilip Sarkar	Dwijendra Sahaji	Ram Prasad Paul	Subrata Chakraborty (S/O Binod Chakraborty)	Dilip Dutta	Debasish Datta	Subrata Chakraborty (S/O Sunil Chakraborty)			
1	2	3	4	5	6	7	8	9	10	11
28	453	12	14	388	1	1	4	873	0	0
29	259	2	15	314	2	3	4	599	0	0
30	82	0	5	111	2	0	3	203	0	0
31	371	7	12	549	3	2	9	953	0	0
32	466	5	19	576	14	4	34	1118	0	0
33	240	1	19	629	8	2	3	902	0	0
34	368	1	7	401	6	4	10	797	0	0
35	691	9	18	596	5	5	11	1335	0	0
36	656	4	11	499	5	1	14	1190	0	0
37	133	0	0	100	2	1	1	237	0	0
38	356	6	13	487	3	0	11	876	0	0
39	384	4	10	417	3	2	10	830	0	0
40	535	5	11	474	6	3	9	1043	0	0
41	384	1	11	294	4	1	10	705	0	0

Serial No. of Polling Station	No. of Valid Votes Cast in Favour of							Total No of Valid Votes	No. of Total rejected Votes	No. of tender Votes
	Dilip Sarkar	Dwijendra Sahaji	Ram Prasad Paul	Subrata Chakraborty (S/O Binod Chakraborty)	Dilip Dutta	Debasish Datta	Subrata Chakraborty (S/O Sunil Chakraborty)			
1	2	3	4	5	6	7	8	9	10	11
42	348	6	6	372	6	2	9	749	0	0
43	485	3	16	510	7	2	16	1039	0	1
44	455	6	7	321	3	6	17	815	0	0
45	268	5	3	230	2	2	4	514	0	0
46	451	4	15	496	4	2	10	982	0	0
47	367	4	4	385	5	0	6	771	0	0
48	341	7	10	390	6	1	6	761	0	0
49	435	3	9	508	6	2	5	968	0	0
50	335	2	13	302	4	4	2	662	0	0
51	428	4	17	541	5	3	3	1001	0	0
52	615	5	13	512	9	3	11	1168	0	0
53	517	7	13	492	3	2	10	1044	0	0
54	413	6	12	376	4	7	14	832	0	0
54A	365	4	10	312	4	1	3	699	0	0

Serial No. of Polling Station	No. of Valid Votes Cast in Favour of							Total No of Valid Votes	No. of Total rejected Votes	No. of tender Votes
	Dilip Sarkar	Dwijendra Sahaji	Ram Prasad Paul	Subrata Chakraborty (S/O Binod Chakraborty)	Dilip Dutta	Debasish Datta	Subrata Chakraborty (S/O Sunil Chakraborty)			
1	2	3	4	5	6	7	8	9	10	11
55	719	3	23	542	9	2	7	1305	0	0
56	590	7	20	519	12	8	29	1183	0	0
57	386	6	12	353	7	5	6	775	0	0
58	631	5	12	678	9	3	20	1358	0	0
59	290	7	4	311	3	6	13	634	0	0
60	544	6	18	490	9	2	15	1084	0	0
61	434	3	10	363	9	4	30	853	0	0
62	617	8	14	567	11	5	11	1233	0	0
63	431	3	13	558	8	5	15	1033	0	0
64	721	7	14	668	10	6	22	1448	0	0
Total No. of Votes recorded at Polling Stations	29,365	307	726	28,877	379	188	673	60,515	-	1
No. of votes recorded on postal ballot papers	359	3	5	472	1	0	16	856	123	
Total Votes polled	29,724	310	731	29,349	380	188	689	61,371		1

Palce : Sub-Division Office, Bishalgarh
Date : 07.03.08

(Rakesh R. Yadav, IAS)
Returning Officer
13-Fratapgarh (SC) & 14-Badharghat A/Cs
Bishalgarh West Tripura

FORM 20

FINAL RESULT SHEET

[SEE RULE 56C(2)(C)]

ELECTION TO THE LEGISLATIVE ASSEMBLY CONSTITUENCY

PART 1


[To be used both for Parliamentary and Assembly Election)

Total No. of Electors in Assembly Constituency/Segments.

Name of the Assembly/Segment : **15-Kamalasagar**

(in the case of election from a Parliamentary Constituency)


Serial No. of Polling Station	No. of Valid Votes Cast in Favour of						Total No of Valid Votes	No. of Total rejected Votes	No. of tender Votes
	Tulsi Banik	Narayan Chandra Choudhury	Mati Lal Saha	Chitta Ranjan Das	Subal Sarkar	Babul Sarkar			
1	2	3	4	5	6	7	8	9	10
1	3	484	342	2	5	6	842	0	0
2	8	472	259	5	5	11	760	0	0
3	6	344	255	8	4	14	631	0	0
4	5	415	303	2	1	3	729	0	0
5	11	589	198	2	2	12	814	0	0
6	15	614	216	8	13	27	893	0	0
7	12	404	344	5	3	7	775	0	0
8	12	685	598	13	5	8	1321	0	1
9	13	458	396	7	4	5	883	0	0
10	5	259	280	8	0	1	553	0	0
11	15	469	471	8	18	2	983	0	0
12	10	305	359	2	2	3	681	0	0
13	10	426	255	4	3	2	700	0	0
14	18	481	431	7	5	10	952	0	0
15	22	469	337	11	8	15	862	0	0
16	11	377	336	8	10	20	762	0	0
17	10	530	331	5	11	10	897	0	0
18	8	572	546	11	3	9	1149	0	0
19	9	547	549	7	7	3	1122	0	0
20	12	669	556	22	11	16	1286	0	0


Returning Officer
15-Kamalasagar A/C

Serial No. of Polling Station	No. of Valid Votes Cast in Favour of						Total No of Valid Votes	No. of Total rejected Votes	No. of tender Votes
	Tulsi Banik	Narayan Chandra Choudhury	Mati Lal Saha	Chitta Ranjan Das	Subal Sarkar	Babul Sarkar			
1	2	3	4	5	6	7	8	9	10
PAGE-2									
21	7	565	524	0	2	1	1099	0	0
22	2	605	507	3	7	9	1133	0	0
23	10	468	581	17	6	13	1095	0	0
24	33	632	391	14	12	27	1109	0	0
25	7	456	307	5	3	2	780	0	0
26	17	319	312	6	4	8	668	0	0
27	10	507	437	5	2	8	969	0	0
28	26	562	344	21	19	29	1001	0	0
29	17	400	614	3	0	8	1042	0	0
30	11	579	542	10	7	3	1152	0	0
31	12	351	686	4	10	4	1067	0	1
32	7	340	329	7	5	1	689	0	0
33	11	547	330	5	5	8	908	0	0
34	7	435	320	6	0	6	774	0	0
35	13	607	543	10	6	12	1191	0	0
TOTAL	405	16942	14129	261	208	323	32268	0	2
Total No. of Votes recorded at Polling Stations	-	-	-	-	-	-	32268	-	-
No. of votes recorded on postal ballot papers	0	100	80	1	0	1	182	116	0
Total Votes polled	405	17042	14209	262	208	324	32450	116	2

Palce : BDO Office, Bishalgarh

Date : 07.03.08


 (K.D. Choudhury)
 Returning Officer
 15-Kamalagar & 16-Bishalgarh A/Cs
 Bishalgarh : West Tripura

[CHAPTER XIV, PARA 26,9]

FORM 20**FINAL RESULT SHEET**

[SEE RULE 56C(2)(C)]

ELECTION TO THE LEGISLATIVE ASSEMBLY CONSTITUENCY**PART 1**

[To be used both for Parliamentary and Assembly Election]

Total No. of Electors in Assembly Constituency/Segments.


Name of the Assembly/Segment : **16-Bishalgarh**

Serial No. of Polling Station	No. of Valid Votes Cast in Favour of				Total No of Valid Votes	No. of Total rejected Votes	No. of tender Votes
	Bhanu Lal Saha	Samir Ranjan Barman	Subrata Sarkar	Subrata Bhowmik			
1	2	3	4	5	9	10	11
1	347	330	13	21	711	0	0
2	332	268	4	5	609	0	0
3	411	614	13	15	1053	0	0
4	311	429	12	15	767	0	0
5	326	404	11	13	754	0	0
6	481	536	19	13	1049	0	0
7	723	548	10	12	1293	0	0
8	110	266	7	0	383	0	0
9	308	418	3	2	731	0	0
10	497	372	3	8	880	0	0
11	687	350	11	4	1052	0	0
12	527	499	12	8	1046	0	0
13	231	250	7	8	496	0	0
14	307	575	8	4	894	0	0
15	63	327	1	3	394	0	0
16	136	432	3	3	574	0	0
17	394	570	10	4	978	0	0
18	213	425	5	9	652	0	0
19	573	384	12	10	979	0	0
20	630	360	4	16	1010	0	0
21	578	480	9	5	1072	0	0
22	576	158	11	9	754	0	0

273
 Returning Officer
 16- Bishalgarh A/C

Serial No. of Polling Station	No. of Valid Votes Cast in Favour of				Total No of Valid Votes	No. of Total rejected Votes	No of tender Votes
	Bhanu Lal Saha	Samir Ranjan Barman	Subrata Sarkar	Subrata Bhowmik			
1	2	3	4	5	9	10	11
PAGE-2							
23	1064	374	10	14	1462	0	1
24	442	644	15	1	1102	0	0
25	919	341	21	15	1296	0	0
26	548	283	4	7	842	0	0
27	341	348	3	7	699	0	0
28	616	426	16	9	1067	-0	0
29	144	632	5	5	786	0	0
30	330	443	15	10	798	0	0
31	400	489	18	11	918	0	0
32	193	355	4	2	554	0	0
33	331	305	6	3	645	0	0
34	659	455	13	17	1144	0	0
35	498	218	2	0	718	0	0
Total	15246	14308	320	288	30162	0	1
Total No. of Votes recorded at Polling Stations	-	-	-	-	30162	-	-
No. of votes recorded on postal ballot papers	211	235	0	1	447	61	0
Total Votes polled	15457	14543	320	289	30609	61	1

Palce : BDO, Office, Bishalgarh
Date : 07.03.08


 (K.D. Choudhury)
Returning Officer
 15-Kamla Bazar & 16-Bishalgarh A/Cs
 Bishalgarh : West Tripura

FORM 20
FINAL RESULT SHEET
[SEE RULE 56C(2)(C)]

ELECTION TO THE TRIPURA LEGISLATIVE ASSEMBLY FROM -17-GOLAGHATI (ST)
CONSTITUENCY

PART 1

[To be used both for Parliamentary and Assembly Election]

Total No. of Electors in Assembly Constituency/Segments:- 27485

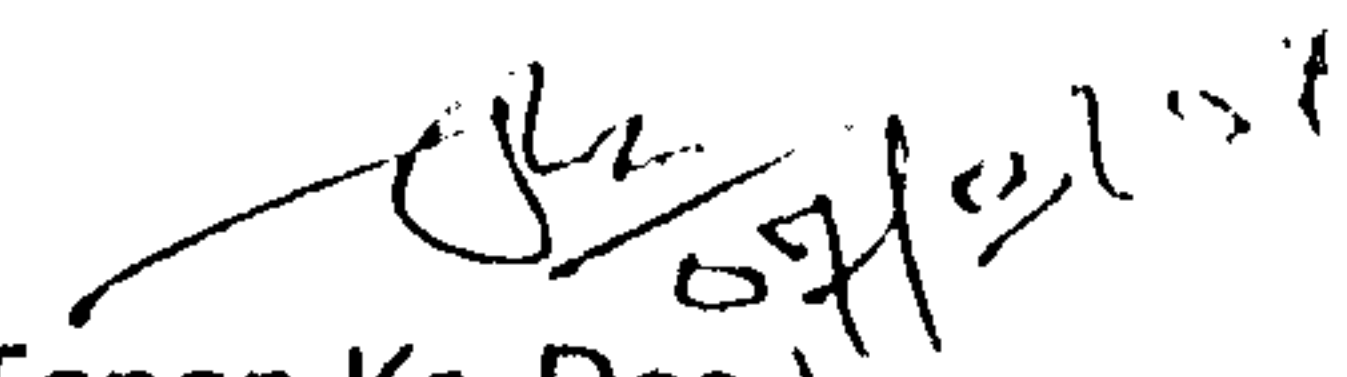
Name of the Assembly/Segment : **17-Golaghati (ST)**

(in the case of election from a Parliamentary Constituency)

Serial No. of Polling Station	No. of Valid Votes Cast in Favour of					Total No of Valid Votes	No. of Total rejected Votes	No. of tender Votes
	Ashok Deb Barma	Keshab Deb Barma	Suchitra Debbarma	Kartik Kanya Deb Barma	Santi Kumar Deb Barma			
1	2	3	4	5	6	7	8	9
1	384	562	13	15	14	988	0	0
2	441	535	5	4	9	994	0	0
3	94	202	5	1	2	304	0	0
4	66	212	2	1	4	285	0	0
5	142	204	5	6	7	364	0	0
6	351	445	13	8	10	827	0	0
7	86	112	5	1	7	211	0	0
8	72	137	7	2	4	222	0	0
9	326	432	10	9	8	785	0	0
10	354	471	5	5	8	843	0	0
11	187	398	7	2	3	597	0	0
12	598	753	8	5	11	1375	0	0
13	309	494	3	3	1	810	0	0
14	314	399	14	7	10	744	0	0
14 A	212	387	10	4	8	621	0	0
15	247	334	10	15	7	613	0	0
16	354	418	7	2	2	783	0	0
17	326	426	3	8	6	769	0	0
18	223	328	2	2	1	556	0	0
19	498	435	10	3	11	957	0	0
20	250	270	8	0	11	539	0	0
21	355	531	12	8	15	921	0	0

Serial No. of Polling Station	No. of Valid Votes Cast in Favour of					Total No of Valid Votes	No. of Total rejected Votes	No. of tender Votes
	Ashok Deb Barma	Keshab Deb Barma	Suchitra Debbarma	Kartik Kanya Deb Barma	Santi Kumar Deb Barma			
1	2	3	4	5	6	7	8	9
22	416	348	4	10	7	785	0	0
23	138	99	2	0	2	241	0	0
24	230	281	8	5	16	540	0	0
25	440	384	3	8	8	843	0	0
26	265	327	7	3	5	607	0	0
27	431	527	15	10	17	1000	0	0
28	685	602	12	14	12	1325	0	0
29	136	236	6	2	7	387	0	0
30	387	511	17	6	16	937	0	0
31	279	288	15	5	22	609	0	0
32	318	361	18	28	38	763	0	0
33	290	445	11	11	16	773	0	0
34	213	323	8	8	17	565	0	0
35	468	616	25	3	14	1126	0	0
Total No. of Votes recorded at Polling Stations	10885	13833	313	222	356	25609	0	0
No. of votes recorded on postal ballot papers	118	157	2	0	0	277	62	0
Total Votes polled	11003	13990	315	222	356	25886	62	0

Palce : Sub-Division Office, Bishalgarh
Date : 07.03.08


(Tapan Kr. Das)
Returning Officer
17-Golaghat(ST) & 18-Charilam (ST) A/Cs
Bishalgarh : West Tripura

Returning Officer
17-Golaghati(ST)A/C

ANNEXURE XI
[CHAPTER XIV, PARA 26,9]

FORM 20

FINAL RESULT SHEET

[SEE RULE 56C(2)(C)]

ELECTION TO THE TRIPURA LEGISLATIVE ASSEMBLY FROM THE 18- Charilam
(S/T) CONSTITUENCY

PART 1

[To be used both for Parliamentary and Assembly Election)

Total No. of Electors in Assembly Constituency/Segments. = 31058

Name of the Assembly/Segment : **18-Charilam (ST)**

(in the case of election from a Parliamentary Constituency)

Serial No. of Polling Station	No. of Valid Votes Cast in Favour of				Total No of Valid Votes	No. of Total rejected Votes	No. of tender Votes
	Narendra Chandra Deb Barma	Narayan Rupini	Bidy Sagar Deb Barma	Harendra Deb Barma			
1	2	3	4	5	7	8	9
1	443	385	13	14	855	0	0
2	440	517	10	23	990	0	0
3	395	430	7	15	847	0	0
4	200	289	8	3	500	0	0
5	537	468	10	15	1030	0	0
6	482	420	28	21	951	0	0
7	366	200	6	9	581	0	0
8	370	412	7	7	796	0	0
9	531	380	7	9	927	0	0
10	378	521	8	17	924	0	0
11	227	532	11	16	786	0	0
12	218	303	8	6	535	0	0
13	473	302	8	13	796	0	2
14	237	557	11	13	818	0	0
15	402	563	15	21	1001	0	0
16	369	346	10	13	738	0	0
17	600	303	9	13	925	0	0
18	282	186	5	6	479	0	0
19	412	492	7	10	921	0	0
20	352	419	6	11	788	0	0

Serial No. of Polling Station	No. of Valid Votes Cast in Favour of				Total No of Valid Votes	No. of Total rejected Votes	No. of tender Votes
	Narendra Chandra Deb Barma	Narayan Rupini	Bidya Sagar Deb Barma	Harendra Deb Barma			
1	2	3	4	5	7	8	9
21	191	169	4	2	366	0	0
22	327	442	8	16	793	0	0
23	358	582	9	23	972	0	0
24	188	248	6	4	446	0	0
25	305	365	1	4	675	0	0
26	321	298	4	6	629	0	0
27	237	300	5	11	553	0	0
28	297	297	14	9	617	0	0
29	334	357	9	6	706	0	0
30	337	504	13	21	875	0	0
31	237	232	7	9	485	0	0
32	391	364	4	18	777	0	0
33	321	419	5	11	756	0	0
34	432	412	11	10	865	0	1
35	343	215	15	15	588	0	0
36	449	313	15	17	794	0	0
37	463	223	7	10	703	0	0
38	356	333	9	16	714	0	0
Total No. of Votes recorded at Polling Stations	13601	14098	340	463	28502	0	3
No. of votes recorded on postal ballot papers	128	118	3	3	252	93	0
Total Votes polled	13729	14216	343	466	28754	93	3

Palce : Sub-Division Office, Bishalgarh
Date : 07.03.08


(Tapan Kr. Das)
Returning Officer
17-Golaghat(ST) & 18-Charilam (ST) A/Cs
Bishalgarh : West Tripura

ANNEXURE XXXVI
(CHAPTER XIV, PARA 26.9)

FORM 20

FINAL RESULT SHEET

[SEE RULE 56(2) (C)]

ELECTION TO THE TRIPURA LEGISLATIVE ASSEMBLY 2008

PART I

Total No. of Electors in Assembly Segment : 29613

Name of Assembly Constituency : 19 - BOXANAGAR

Serial No. of Polling Station	No. of valid votes cast in favour of					Total of valid votes	No. of rejected votes	Total	No. of tendered votes
	Gopal Chandra Das - BJP	Billal Miah - INC	Sahid Choudhuri - CPI (M)	Chale Ahammed - CPI (ML) (L)	Bahar Mia Khandakar - INDP				
1	2	3	4	5	6	7	8	9	10
1911	7	282	378	13	10	690	0	690	1
1912	14	311	462	12	17	816	0	816	1
1913	7	342	732	14	6	1101	0	1101	1
1914	6	299	488	8	9	810	0	810	1
1915	13	286	564	9	6	878	0	878	1
1916	25	661	777	10	9	1482	0	1482	1
1917	6	333	348	8	19	714	0	714	1
1918	12	571	431	10	15	1039	0	1039	1
1919	17	458	254	4	4	737	0	737	1
19110	6	442	515	12	5	980	0	980	1
19111	5	213	356	3	6	583	0	583	1
19112	13	308	659	4	5	989	0	989	1
19113	7	291	396	9	1	704	0	704	1
19114	17	562	582	9	7	1177	0	1177	1
19115	14	397	542	5	8	966	0	966	1
19116	10	307	419	10	3	749	0	749	1
19117	8	562	399	7	14	990	0	990	1

1	2	3	4	5	6	7	8	9	10
	18	438	584	16	25	1081	0	1081	0
19\19	12	435	402	11	11	871	0	871	0
19\20	10	413	469	9	5	906	0	906	0
19\21	21	253	400	26	39	739	0	739	0
19\22	4	323	235	11	11	584	0	584	0
19\23	5	283	574	13	12	887	0	887	0
19\24	5	247	321	4	2	579	0	579	0
19\25	13	474	538	16	8	1049	0	1049	0
19\26	11	657	545	22	16	1251	0	1251	0
19\27	3	400	236	2	5	646	0	646	0
19\28	4	314	395	5	8	726	0	726	0
19\29	7	382	216	8	3	616	0	616	0
19\30	14	618	278	10	9	929	0	929	0
19\31	6	585	102	6	1	700	0	700	0
19\32	8	610	134	3	4	759	0	759	0
Total No. of votes recorded at Polling Stations	328	13057	13731	309	303	27728	0	27728	0
No. of votes recorded on Postal Ballot Papers	2	42	60	0	0	104	154	258	0
Total votes Polled	330	13099	13791	309	303	27832	154	27986	0

Place : Sonamura, West Tripura

Date : 07/03/2008

Returning Officer *A. K. Saha*

ANNEXURE XVI
(CHAPTER XIV, PARA 26.9)

FCR M 20

FINAL RESULT SHEET

[SEE RULE 56(2) (C)]

ELECTION TO THE TRIPURA LEGISLATIVE ASSEMBLY 2008

PART I

Total No. of Electors in Assembly Segment : 29774

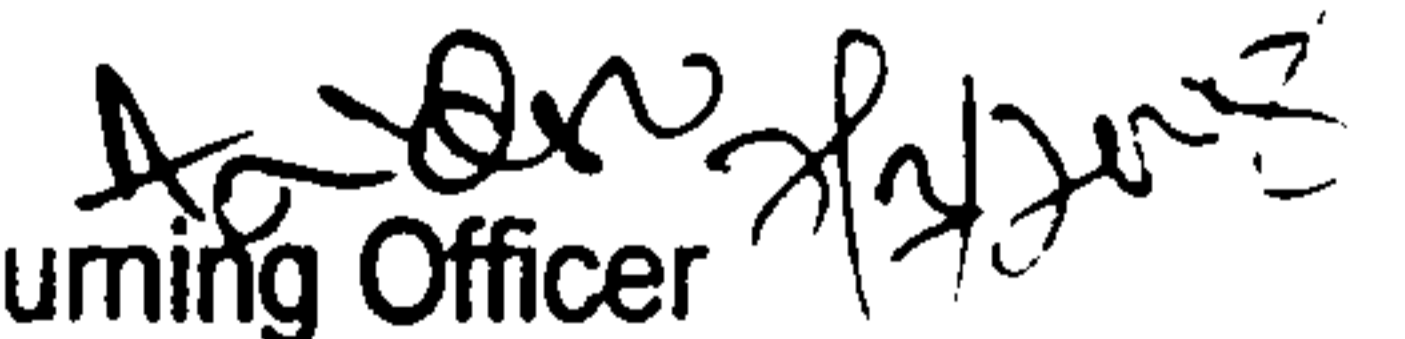
Name of Assembly Constituency : 20-Nalchar

Serial No. of Polling Station	No. of valid votes cast in favour of					Total of valid votes	No. of rejected votes	Total	No of tendered votes
	Sukla Das - INC	Sukumar Barman - CPI (M)	Sujit Das - BJP	Ashutosh Das - Amra Bangalee	Purabi Barman INDP				
1	2	3	4	5	6	7	8	9	10
20/1	650	545	10	8	23	1236		1236	
20/2	504	415	6	6	17	948		948	
20/3	231	527	24	3	20	805		805	
20/4	668	598	16	5	7	1294		1294	
20/5	257	381	8	1	9	656		656	
20/6	437	432	16	8	25	918		918	
20/7	696	567	26	11	36	1336		1336	
20/8	751	527	13	7	17	1315		1315	
20/9	321	415	6	2	9	753		753	
20/10	275	423	6	2	4	710		710	
20/11	437	519	20	4	21	1001		1001	
20/12	520	393	18	10	23	964		964	
20/13	284	557	10	7	6	864		864	
20/14	372	339	9	7	12	739		739	
20/15	392	459	11	7	6	875		875	
20/16	547	638	36	18	33	1272		1272	
20/17	397	553	18	15	30	1013		1013	

1	2	3	4	5	6	7	8	9	10
20/18	432	772	31	21	38	1294		1294	
20/19	284	641	25	8	24	982		982	
20/20	337	413	13	4	6	773		773	
20/21	196	441	12	1	8	658		658	
20/22	226	514	26	2	8	776		776	
20/23	461	697	44	12	16	1230		1230	
20/24	496	679	43	6	18	1242		1242	
20/25	478	506	14	7	8	1013		1013	
20/26	603	632	9	10	16	1270		1270	
20/27	330	335	3	10	11	689		689	
20/28	278	512	27	2	8	827		827	
20/29	284	244	10	3	5	546		546	
Total No. of votes recorded at Polling Stations	12144	14674	510	207	464	27999	0	27999	0
No. of votes recorded on Postal Ballot Papers	72	74	1	0	1	148	187	335	0
Total votes Polled	12216	14748	511	207	465	28147	187	28334	0

Place : Sonamura, West Tripura

Date : 07/03/2008


 Returning Officer
 RETURNING OFFICER
 SE - Nalanda (SC) -ic
 2008/03/07

ANNEXURE XXXVI
(CHAPTER XIV, PARA 26.9)

FORM 20

FINAL RESULT SHEET

[SEE RULE 56(2) (C)]

ELECTION TO THE TRIPURA LEGISLATIVE ASSEMBLY 2008

PART I

Total No. of Electors in Assembly Segment : **31145**


Name of Assembly Constituency : **21-Sonamura**

Serial No. of Polling Station	No. of valid votes cast in favour of				Total of valid votes	No. of rejected votes	Total	No. of tendered votes
	Subal Bhowmik - INC	Subal Rudra - CPI (M)	Swapan Chandra Saha - BJP	Julfu Mia - CPI (ML) (L)				
1	2	3	4	5	6	7	8	9
21/1	477	533	9	11	1030	0	1030	
21/2	445	470	6	15	936	0	936	
21/3	443	382	3	5	833	0	833	
21/4	383	421	6	7	817	0	817	
21/5	580	507	14	9	1110	0	1110	
21/6	714	508	21	9	1252	0	1252	
21/7	645	663	16	23	1347	0	1347	
21/8	474	566	16	17	1073	0	1073	
21/9	372	462	18	15	867	0	867	
21/10	520	648	22	12	1202	0	1202	
21/11	316	747	7	8	1078	0	1078	
21/12	447	509	13	6	975	0	975	
21/13	334	311	8	2	655	0	655	
21/14	432	424	8	8	872	0	872	
21/15	283	369	5	3	660	0	660	
21/16	360	300	5	17	682	0	682	
21/17	413	362	7	7	789	0	789	

1	2	3	4	5	6	7	8	9
21/18	422	387	12	12	833	0	833	
21/19	323	282	7	0	612	0	612	
21/20	543	570	11	11	1135	0	1135	
21/21	494	369	10	15	888	0	888	
21/22	243	294	5	3	545	0	545	
21/23	562	489	16	9	1076	0	1076	
21/24	607	293	14	13	927	0	927	
21/25	519	457	16	7	999	0	999	
21/26	442	195	12	10	659	0	659	
21/27	628	458	16	9	1111	0	1111	
21/28	544	331	8	7	890	0	890	
21/29	678	614	27	28	1347	0	1347	
21/30	334	131	4	8	477	0	477	
21/31	438	423	11	6	878	0	878	
21/32	262	338	16	7	623	0	623	
Total No. of votes recorded at Polling Stations	14677	13813	369	319	29178	0	29178	
No. of votes recorded on Postal Ballot Papers	160	195	1	0	356	134	490	
Total votes Polled	14837	14008	370	319	29534	134	29668	

Place : Sonamura, West Tripura

Date : 07/03/2008


 Returning Officer
 21 - Sonamura A/

ANNEXURE XXXVI
(CHAPTER XIV, PARA 26.9)

FORM 20

FINAL RESULT SHEET

[SEE RULE 56(2) (C)]

ELECTION TO THE TRIPURA LEGISLATIVE ASSEMBLY 2008

PART I

Total No. of Electors in Assembly Segment : **35916**


Name of Assembly Constituency : **22-Dhanpur**

Serial No. of Polling Station	No. of valid votes cast in favour of				Total of valid votes	No. of rejected votes	Total	No. of tendered votes
	Manik Sarkar - CPI (M)	Shah Alam - INC	Ashish Chakraborty - AITC	Naidar Basi Tripura - INDP				
1	2	3	4	5	6	7	8	9
22/1	618	552	12	19	1201		1201	
22/2	591	258	8	12	869		869	
22/3	472	418	9	12	911		911	
22/4	409	348	7	7	771		771	
22/5	599	460	15	20	1094		1094	
22/6	275	148	7	8	438		438	
22/7	432	306	15	11	764		764	
22/8	325	430	5	10	770		770	
22/9	268	262	2	4	536		536	
22/10	500	356	7	13	876		876	
22/11	246	202	7	9	464		464	
22/12	653	560	26	12	1251		1251	
22/13	556	402	12	7	977		977	
22/14	843	348	23	25	1239		1239	
22/15	478	224	10	49	761		761	
22/16	411	511	8	6	936		936	
22/17	349	306	6	6	667		667	

1	2	3	4	5	6	7	8	9
22/18	320	607	11	7	945		945	
22/19	561	561	11	16	1149		1149	
22/20	520	551	7	14	1092		1092	
22/21	153	389	7	4	553		553	
22/22	653	735	14	20	1422		1422	
22/23	601	675	14	18	1308		1308	
22/24	267	418	4	5	694		694	
22/25	254	350	5	16	625		625	
22/26	321	274	8	3	606		606	
22/27	522	373	8	11	914		914	
22/28	758	313	28	29	1128		1128	
22/29	309	335	7	19	670		670	
22/30	737	531	23	8	1299		1299	
22/31	507	247	14	20	788		788	
22/32	475	238	13	12	738		738	
22/33	478	370	7	7	862		862	
22/34	218	223	5	3	449		449	
22/35	606	603	11	28	1248		1248	
22/36	687	495	20	35	1237		1237	
22/37	539	301	12	10	862		862	
22/38	265	303	9	7	584		584	
Total No. of votes recorded at Polling Stations	17776	14983	417	522	33698	0	33698	0
No. of votes recorded on Postal Ballot Papers	216	91	0	3	310	69	379	
Total votes Polled	17992	15074	417	525	34008	69	34077	0

Place : Sonamura, West Tripura

Date : 07/03/2008



 Polling Office

 A/c


FORM-20
FINAL RESULT SHEET
[SEE RULE 56C(2)C]
PART-1

Name of the State Legislative Assembly Constituency:- **23-Ramchandraghat(ST) A/C**

Total No. of Electors in the Constituency :- **21,331**

No of Polling Station	No. of valid votes Casted in favour of						Total valid votes	No. of rejected votes	Total	No of tendered votes	
	Ananta Deb Baram, INPT	Padma Kr Debbarma, CPI (M)	Renu Debbarma, AITC	Animesh Debbarma IND,	Alak Debbarma IND,	Chira Kr. Debbarma IND,					Nihar Debbarma IND,
1	16	95	1	19	0	0	1	132	0	132	0
2	128	469	12	65	0	5	13	692	0	692	0
3	35	472	9	274	6	6	17	839	0	839	0
4	21	313	3	188	3	3	5	536	0	536	0
5	37	367	6	242	11	2	1	666	0	666	0
6	136	537	8	200	7	3	9	900	0	900	0
7	155	540	4	79	3	2	7	820	0	820	0
8	332	308	10	54	3	4	13	724	0	724	0
9	50	353	1	135	0	1	3	553	0	553	0
10	142	554	16	190	2	9	10	923	0	923	0
11	39	477	1	115	2	2	7	643	0	643	0
12	57	388	4	305	5	4	5	768	0	768	0
13	50	370	3	236	12	1	7	709	0	709	0
14	54	487	9	253	2	16	16	847	0	847	0
15	65	587	16	185	1	3	22	879	0	879	0
16	36	183	6	155	3	1	11	395	0	395	0
17	24	528	7	295	0	9	10	873	0	873	0
18	22	419	7	224	1	10	15	698	0	698	0
19	24	327	5	223	3	2	4	588	0	588	0
20	54	422	7	240	2	2	6	743	0	743	0
21	50	449	10	136	2	4	7	658	0	658	0
22	32	496	5	201	4	2	11	751	0	751	0
23	45	382	7	213	2	1	9	662	0	662	0
24	93	622	8	251	7	4	15	1010	0	1010	0
25	22	240	5	143	1	0	10	421	0	421	0

26	230	303	3	136	1	7	12	692	0	692	0
27	13	323	5	150	4	2	6	503	0	503	0
28	149	425	5	111	0	3	6	699	0	699	0
Total No of votes recorded at Polling Station	2214	11436	183	5038	87	108	258	19324	0	19324	0
No .of votes recorded on Postal ballot Papers	34	175	2	70	2	0	0	283	19	302	0
Total votes Polled	2248	11611	185	5108	89	108	258	19607	19	19626	0


 (S/Chaudhuri)
 Returning Officer
 (Sub Divisional Magistrate)
 23-Ramchandraghat(ST)A/C
 Khowai:West Tripura


FORM 20
FINAL RESULT SHEET
[SEE RULE 56C(2)C]
PART 1

Name of the State Legislative Assembly Constituency : 24- Khowal

Total No. of Electors in the constituency :- 29544 Nos.

No. of polling station	No. of valid votes casted in favour of						Total valid votes	No. of rejected votes	Total	No. of tendered votes
	Arun Kumar Kar, INC	Dhananjoy Debnath, BJP	Samir Deb Sarkar, CPI(M)	Sailen Roy, AB	Adh* Sarkar, IND	Gayatri Debnath, IND				
1	2	3	4	5	6	7	8	9	10	11
1	312	9	563	22	4	1	911		911	0
2	367	7	532	12	5	1	925		925	0
3	444	8	543	11	3	8	1017		1017	0
4	443	4	461	4	2	1	915		915	0
5	312	9	337	5	3	4	670		670	0
6	489	8	562	9	8	11	1087		1087	0
7	483	14	502	8	6	5	1018		1018	0
8	394	5	221	4	1	3	628		628	0
9	416	7	373	9	3	0	808		808	0
10	485	5	454	2	4	6	956		956	0
11	165	2	210	9	1	4	391		391	0
12	88	2	171	1	0	1	263		263	1
13	660	14	552	13	4	4	1247		1247	0
14	296	4	512	3	4	4	829		829	0
15	450	7	497	7	2	1	964		964	0
16	690	19	649	22	6	5	1391		1391	6
17	473	8	517	7	4	4	1013		1013	0
18	538	5	507	1	7	6	1064		1064	0
19	331	7	933	9	9	9	1298		1298	0
20	354	9	369	30	3	6	771		771	0
21	402	8	618	19	15	14	1076		1076	0

22	443	7	744	13	8	14	1229		1229	0
23	585	21	794	14	16	16	1446		1446	0
✓	620	8	788	10	5	10	1441		1441	0
25	455	6	443	13	4	4	925		925	0
26	397	19	1032	23	14	15	1500		1500	0
27	350	7	392	6	2	3	760		760	0
28	470	11	782	17	11	7	1298		1298	0
Total no. of votes recorded at polling station	11912	240	15058	310	155	167	27342		27342	-
No. of votes recorded on Postal ballot Paper	150	1	327	0	0	0	478	17	495	-
Total votes polled	12062	241	15385	310	155	167	28320	17	28337	-



 (S. Choudhuri)
 Returning Officer
 24-Khowai A/C
 (Sub-Divisional Magistrate)
 Khowai West Tripura

FORM-20
FINAL RESULT SHEET
[SEE RULE 56C(2)C]
PART-1

Name of the State Legislative Assembly Constituency:- **25-Asharambari(ST) A/C,**
Total No. of Electors in the Constituency :- **26,213**

No of Polling Station	No. of valid votes Casted in favour of					Total valid Votes	No. of rejected votes	Total	No of tendered votes
	Amiya Kumar Deb Barma, INPT	Dhanabhakti Jamatia, BJP	Sachindra Deb Barma CPI(M)	Ashit Debbarma, IND	Prafulla Deb Barma, IND				
1	167	2	306	7	2	484	0	484	0
2	181	7	384	7	1	580	0	580	0
3	222	10	409	8	7	656	0	656	0
4	478	13	521	7	11	1030	0	1030	0
5	261	10	387	13	8	679	0	679	0
6	117	3	293	2	4	419	0	419	0
7	353	14	351	23	30	771	0	771	0
8	370	10	295	11	7	693	0	693	0
9	268	12	320	15	7	622	0	622	0
10	254	9	397	9	12	681	0	681	0
11	316	10	424	11	10	771	0	771	0
12	320	18	337	15	11	701	0	701	0
13	386	9	302	32	9	738	0	738	0
14	365	14	308	15	10	712	0	712	0
15	300	11	192	7	7	517	0	517	0
16	180	12	298	5	17	512	0	512	0
17	108	11	289	3	6	417	0	417	0
18	234	18	448	11	26	737	0	737	0
19	304	12	548	9	14	887	0	887	0
20	226	26	631	17	7	907	0	907	0
21	82	7	601	11	2	703		703	0
22	211	8	433	6	6	664		664	0
23	338	17	662	9	16	1042		1042	0
24	226	15	524	7	10	782		782	0
25	419	11	527	3	5	965		965	0

26	177	14	224	7	3	425	425	0
27	133	8	200	9	11	361	361	0
28	211	4	490	8	7	720	720	0
29	235	16	501	16	11	779	779	0
30	393	18	416	13	28	868	868	0
31	220	15	225	12	30	502	502	0
32	271	22	374	24	32	723	723	0
33	423	18	473	9	36	959	959	0
34	184	11	297	8	19	519	519	0
35	226	2	211	12	17	468	468	0
Total No of votes recorded at Polling Station	9159	417	13598	381	439	23994	23994	0
No. of votes recorded on Postal ballot Papers	75	2	167	2	2	248	264	0
Total votes Polled	9234	419	13765	383	441	24242	24258	0

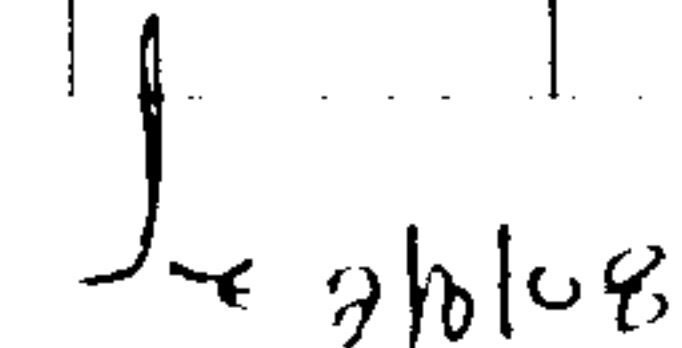

 (B. Rieng)
 Returning Officer
 25-Asharambari(ST)AC
 (Addl. Sub-Divisional Magistrate)
 Khowai : West Tripura.

FORM 20
FINAL RESULT SHEET
[SEE RULE 56C(2)C]

PART-1

Name of the State Legislative Assembly Constituency:- 26-Pramodenagar(ST) A/C,
Total No. of Electors in the Constituency:- 29,759.

No. of Polling Station	No. of valid votes Casted in favour of							Total valid votes	No of rejected votes	Total	No. of tendered votes
	Aghore Deb Barma (CPBM)	Bidyut Debbarma (IND)	Shila Debbarma (Phowmik) A.B	Animesh Debbarma (IND)	Ganesh Katar (IND)	Jyotish Deb Barma (IND)	Biswanjit Debbarma (IND)				
1	411	06	15	210	17	02	03	664	-		
2	477	08	07	516	27	08	08	1051			
3	344	13	01	218	07	06	05	594			
4	276	07	17	217	13	04	06	540			
5	434	06	07	452	16	03	05	923	-		
6	356	03	13	377	20	10	06	785			
7	271	06	09	256	11	01	04	558			
8	472	05	07	375	27	08	08	902	-		
8A	319	11	14	354	30	06	09	743			
9	544	29	16	340	20	14	15	978	-		
10	513	56	6	414	35	63	12	1099	-		
11	445	14	2	335	13	7	12	828	-		
12	309	0	1	210	13	2	2	537	-		
13	370	34	11	217	17	15	11	675	-		
14	250	3	2	128	9	10	8	410	-		
15	413	8	6	244	25	1	6	703	-		
15A	261	3	12	284	7	1	6	574			
16	624	8	20	312	16	10	16	1006	-		
17	533	12	2	292	22	7	11	879	-		
18	660	16	7	459	24	14	6	1186	-		
19	482	5	13	409	14	5	4	932	-		
20	353	6	2	203	6	4	4	578			
21	504	7	9	269	18	7	8	822	-		
22	475	15	10	382	13	11	6	912			
23	471	6	10	168	20	3	4	682	-		
24	143	2	0	92	4	1	5	247	-		
25	235	3	0	17	3	2	5	265	-		
26	610	44	10	328	41	14	21	1068	-		
27	312	90	4	212	16	9	11	654	-		
28	174	245	7	282	40	7	22	777	-		
29	287	165	4	207	21	7	12	703			
30	44	23	2	21	3	0	2	95			
31	343	15	0	87	8	3	5	461			
32	438	97	4	256	21	7	4	827			
33	420	13	7	116	11	7	14	588			
34	420	12	6	209	23	3	14	687			
35	398	20	5	364	34	6	12	839			
36	401	7	12	251	19	5	3	698			
Total No. of votes recorded at Polling Station	14792	1023	280	10083	684	293	315	27470	-		
No. of votes recorded on Postal ballot Papers	180	05	00	70	00	00	01	256	39	295	
Total votes Polled	14972	1028	280	10153	684	293	316	27726			2


 (P. Rieng)
 Returning Officer
 26-Pramodenagar(ST)A/C
 (Addl. Sub-Divisional Magistrate)
 Khowai, West Tripura.

ANNEXURE-XLI
(CHAPTER XIV , PARA 26.9)
FORM NO. 20
FINAL RESULT SHEET
(See Rule-56C(2) (C))

ELECTION TO THE TRIPURA LEGISLATIVE ASSEMBLY FROM THE 27-KALYANPUR ASSEMBLY
PART 1

(To be used both for Parliamentary and Assembly Election)
Total No. of Electors in Assembly Constituency/Segment : **27009**

Sl. No. of Polling Stations	No. of valid votes cast in favour of					Total valid votes	No. of rejected votes	Total	No. of tender votes
	Kajal Ch. Das, INC	Manindra Ch. Das, CPI(M)	Hari Shankar Pal, BJP	Subal Deb, Amra Bangali	Manindra Das, IND				
1	2	3	4	5	6	7	8	9	10
1	239	274	6	5	4	528	0	528	
2	335	415	15	2	3	770	0	770	
3	343	204	9	3	9	568	0	568	
4	537	414	10	8	5	974	0	974	
5	453	469	4	11	11	948	0	948	
6	589	449	19	14	12	1083	0	1083	
7	287	272	1	10	4	574	0	574	
8	103	72	1	1	1	178	0	178	
9	115	61	0	3	3	182	0	182	
10	311	332	3	1	9	656	0	656	
11	480	755	17	7	17	1276	0	1276	3
12	329	195	3	4	6	537	0	537	
13	156	175	7	1	8	347	0	347	
14	493	184	4	4	6	691	0	691	
15	454	467	11	7	5	944	0	944	
16	402	360	5	5	5	777	0	777	
17	314	356	8	2	7	687	0	687	
18	176	174	2	7	2	361	0	361	
19	485	650	8	13	4	1160	0	1160	
20	247	258	0	3	8	516	0	516	
21	327	287	6	1	4	625	0	625	
22	303	463	8	6	5	785	0	785	
23	400	549	20	11	8	988	0	988	
24	490	355	20	28	8	901	0	901	
25	257	533	27	11	20	848	0	848	
26	350	713	9	3	6	1081	0	1081	
27	146	527	9	5	10	697	0	697	
28	304	245	9	3	3	564	0	564	
29	600	493	24	16	9	1142	0	1142	
30	520	329	13	22	10	894	0	894	
31	331	426	8	1	7	773	0	773	
32	200	300	4	1	6	511	0	511	
33	375	391	12	13	13	804	0	804	1
34	263	376	9	7	3	658	0	658	
Total No. of votes recorded at polling station.	11714	12523	311	239	241	25028	0	25028	4
No. of votes recorded on postal ballot papers.	77	130	0	1	2	210	83	293	0
Total votes polled	11791	12653	311	240	243	25238	83	25321	4

Place:SDM Office ,Teliamura
Date: 07/03/2008

Returning Officer
27-Kalyanpur AC

ANNEXURE-XLI
(CHAPTER XIV , PARA 26.9)
FORM NO. 20

FINAL RESULT SHEET
(See Rule-56C(2) (C))

ELECTION TO THE TRIPURA LEGISLATIVE ASSEMBLY FROM THE 28-Krishnapur(ST) ASSEMBLY
PART 1

(To be used both for Parliamentary and Assembly Election)
Total No. of Electors in Assembly Constituency/Segment : 28631

Sl. No. of Polling Stations	No. of votes cast in favour of			Total valid votes	No. of rejected votes	Total	No. of tender votes
	Khagendra Jamatia, CPI(M)	Mania Debbarma, B JP	Sabda Kr. Jamatia, INC				
1	237	13	179	429	0	429	0
2	244	5	98	347	0	347	0
3	329	23	140	501	0	501	0
4	184	17	118	319	0	319	0
5	572	31	134	737	0	737	0
6	581	21	538	1140	0	1140	0
7	221	4	135	360	0	360	0
8	560	18	364	942	0	942	0
9	496	32	360	888	0	888	0
10	369	26	505	900	0	900	0
11	497	27	196	720	0	720	0
12	89	12	170	271	0	271	0
13	541	62	200	803	0	803	0
14	240	28	236	504	0	504	0
15	213	38	223	474	0	474	0
16	150	13	92	255	0	255	0
17	19	16	105	140	0	140	0
18	383	21	380	784	0	784	0
19	306	15	249	570	0	570	0
20	231	13	285	529	0	529	0
21	350	22	527	899	0	899	0
22	455	31	544	1030	0	1030	0
23	582	21	547	1150	0	1150	0
24	789	29	604	1422	0	1422	0
25	608	39	585	1232	0	1232	0
26	172	7	176	355	0	355	0
27	578	20	372	970	0	970	0
28	439	19	258	716	0	716	0
29	223	38	388	649	0	649	0
30	151	18	229	398	0	398	0
31	238	48	259	543	0	543	0
32	138	15	226	379	0	379	0
33	401	39	227	667	0	667	0
34	101	19	176	296	0	296	0
35	175	26	215	416	0	416	0
36	488	64	422	974	0	974	0
37	205	31	215	451	0	451	0
38	146	56	331	533	0	533	0
39	37	12	96	145	0	145	0
Total No. of votes recorded at polling stations	13207	1005	11448	25660	0	25660	0
No. of votes recorded on postal ballot papers	118	1	60	179	31	210	0
Total votes polled	13325	1006	11508	25839	31	25870	0

Place:SDM Office ,Teliamura
Date: 07/03/2008

Returning Officer
28-Krishnapur (ST) AC

07/03/08

FORM NO. 17
FINAL RESULT SHEET
(Sec. 105(2) (C))

ELECTION TO THE TRIPURA LEGISLATIVE ASSEMBLY FROM TELLAMURA ASSEMBLY CONSTITUENCY

(To be used both for Parliamentary and Assembly Election)

Total No. of Electors in Assembly Constituency/Segment : 31996.

Sl. No. of Polling Stations	No. of votes cast in favour of				Total valid votes	No. of rejected votes	Total	No. of tender votes
	Ashok Kr. Baidya, INC	Gouri Das, CPI(M)	Laxmi Kanta Sarkar, BJP	Gouranga Rudrapal, Ami a Bangali				
1	418	314	8	15	755	0	755	0
2	179	170	3	0	352	0	352	0
3	440	288	13	11	752	0	752	0
4	120	174	0	3	297	0	297	0
5	252	257	7	15	531	0	531	1
6	414	466	15	16	911	0	911	0
7	376	427	10	11	824	0	824	0
8	337	353	13	16	719	0	719	0
9	290	427	14	30	761	0	761	0
10	359	329	16	32	736	0	736	0
11	421	481	23	24	949	0	949	0
12	191	336	19	9	555	0	555	0
13	351	247	11	7	616	0	616	0
14	222	166	5	2	395	0	395	0
15	394	505	16	20	935	0	935	2
15A	321	508	25	25	879	0	879	0
16	187	415	15	39	656	0	656	0
17	168	273	11	4	456	0	456	0
18	291	743	23	6	1063	0	1063	0
19	246	308	9	16	579	0	579	0
20	380	391	11	15	797	0	797	1
21	443	381	12	16	852	0	852	0
22	339	249	3	19	610	0	610	0
23	287	279	12	16	594	0	594	0
24	410	303	6	10	729	0	729	0
25	537	508	12	14	1071	0	1071	0
26	643	302	14	11	970	0	970	0
27	569	512	15	19	1115	0	1115	0
28	355	277	10	6	648	0	648	0
29	394	318	4	8	724	0	724	0
30	271	353	12	22	658	0	658	0
31	323	609	27	32	991	0	991	0
32	176	228	1	3	408	0	408	0
33	530	356	15	16	917	0	917	0
34	275	271	6	13	565	0	565	0
35	296	316	18	4	634	0	634	0
36	100	474	15	15	604	0	604	0
37	587	513	31	27	1158	0	1158	1
38	345	402	16	13	776	0	776	0
39	295	422	14	15	746	0	746	0
Total No. of votes recorded at polling station	13532	14651	510	595	29288	0	29288	5
No. of votes recorded on postal ballot papers	115	165	2	0	282	83	365	0
Total votes polled	13647	14816	512	595	29570	83	29653	5

Place:SDM Office ,Tellamura
Date: 07/03/2008

Returning Officer
29-Tellamura AC

FORM - 20
Final Result Sheet
[See rule 56C(2) (C)]

Elected Members in Assembly Constituency :

Tripura Assembly Constituency from the - 30-Bagma (ST) Assembly constituency.

Serial No. Polling Station	No. of valid votes cast in favour of			Total of Valid votes	No. of rejected votes	Total	No. of rejected votes
	Naresh Ch Jamatia	Rati Mohan Jamatia	Raj Kumar Jamatia				
30/1	491	410	41	942	0	942	0
30/2	405	275	57	737	0	737	0
30/3	267	433	23	723	0	723	0
30/4	323	456	23	802	0	802	0
30/5	482	198	5	685	0	685	0
30/6	469	445	17	931	0	931	0
30/7	455	456	23	934	0	934	0
30/8	412	460	14	885	0	885	0
30/9	327	396	15	738	0	738	0
30/10	383	262	11	656	0	656	0
30/11	309	224	15	548	0	548	0
30/12	210	143	23	376	0	376	0
30/13	63	122	7	192	0	192	0
30/14	441	349	9	799	0	799	0
30/15	462	512	36	1010	0	1010	0
30/16	327	248	16	591	0	591	0
30/17	479	371	21	871	0	871	0
30/18	409	350	7	766	0	766	0
30/19	187	248	13	448	0	448	0
30/20	506	403	12	921	0	921	0
30/21	395	435	15	845	0	845	0

30/22	321	281	10	612	0	612	0
30/23	224	222	14	460	0	460	0
30/24	240	549	11	800	0	800	0
30/25	489	422	23	934	0	934	0
30/26	239	324	14	577	0	577	0
30/27	402	239	51	692	0	692	0
30/28	323	353	22	698	0	698	0
30/29	281	218	21	520	0	520	0
30/30	379	397	15	791	0	791	0
30/31	496	378	11	885	0	885	0
30/32	387	319	13	719	0	719	0
30/33	378	178	7	563	0	563	0
30/34	589	309	22	920	0	920	1
30/35	495	326	5	826	0	826	0
30/36	441	344	32	817	0	817	0
30/37	386	246	16	648	0	648	0
30/38	512	391	23	926	0	926	0
30/39	425	261	20	706	0	706	0
Total No.	14809	12962	733	28504	0	28504	1
No. of votes recorded	14809	12962	733	28504	0	28504	1
On Postal ballot papers	170	102	3	275	50	325	
Total Votes polled	14979	13064	736	28779	50	28829	1

Place : Udaipur
Date : 07.03.08

05/03/08
Returning Officer
30 Bagma (ST) AC
Udaipur, South Tripura

Returning Officer
30-Bagma (ST) AC, Udaipur, South Tripura

FORM - 20
Final Result Sheet
[See rule 56C(2) (C)]

Total No. of Electors in Assembly Constituency :


Election to the Tripura Assembly Constituency from the - 31-Salgarah (SC) Assembly constituency.

Serial No. Polling Station	No. of valid votes cast in favour of					Total of Valid votes	No. of rejected votes	Total	No. of tendered votes
	Uttam Das	Mira Das	Rabindra Kumar Das	Partha Das	Sukhen Chandra Sarkar				
31/1	10	388	9	361	12	780		780	0
31/2	3	336	18	278	17	652		652	1
31/3	22	505	22	518	24	1091		1091	0
31/4	5	355	5	308	17	690		690	0
31/5	7	135	6	258	14	420		420	0
31/6	7	225	6	318	11	567		567	0
31/7	10	245	22	416	25	718		718	0
31/8	4	123	3	243	18	391		391	0
31/9	12	414	11	574	11	1022		1022	0
31/10	5	414	15	303	6	743		743	0
31/11	4	430	21	713	21	1189		1189	0
31/12	7	271	18	731	24	1051		1051	0
31/13	0	208	7	362	12	589		589	0
31/14	7	457	20	382	16	882		882	0
31/15	7	484	23	860	20	1394		1394	0
31/16	9	214	17	566	22	828		828	0
31/17	3	139	10	486	13	651		651	0
31/18	12	285	9	550	21	877		877	0
31/19	7	182	18	366	10	583		583	0
31/20	13	264	9	495	15	796		796	0
31/21	6	418	9	404	11	848		848	0
31/22	10	253	12	478	7	760		760	0
31/23	9	235	20	384	18	666		666	0
31/24	10	206	10	658	16	900		900	1
31/25	3	288	4	348	9	652		652	0

31/26	13	275	10	518	23	839		839	0
31/27	6	355	12	367	19	759		759	0
31/28	7	361	15	355	8	746		746	0
31/29	7	168	7	288	5	475		475	0
31/30	4	222	12	259	4	501		501	0
31/31	25	507	17	522	18	1089		1089	0
31/32	4	269	7	261	11	552		552	0
31/33	6	310	11	249	12	588		588	0
31/34	16	459	17	518	11	1021		1021	1
31/35	3	254	12	354	21	644		644	0
31/36	6	254	17	473	9	759		759	0
31/37	13	448	19	638	57	1175		1175	0
31/38	8	342	19	385	13	767		767	0
31/39	2	230	14	207	9	462		462	0
31/40	4	224	11	249	8	496		496	0
Total No.	316	12152	524	17003	618	30613	0	30613	3
No. of votes	316	12152	524	17003	618	30613	0	30613	3
On Postal ballot	6	132	6	232	8	384	60	444	0
Total Votes	322	12284	530	17235	626	30997	60	31057	3

Place : Udaipur

Date : 07.03.08


Returning Officer
31-Salgarah (SC) AC
Udaipur, South Tripura.

Returning Officer
31-Salgarah (SC) Assembly Constituency.

FORM-20
Final Result Sheet
(See rule 56C(2) (C))

Total No. of Electors in Assembly Constituency :

Election to the Tripura Assembly Constituency from the 32- R.K. Pur Assembly Constituency.

Sl. No. of Polling Station	No. of valid votes cast in favour of					Total No. of valid votes	No. of rejected votes	Total	No. of tenders votes
	PRANAJIT SINGHA ROY	SWAPAN ADHIKARI	JOYGOBINDA DEB ROY	MUJAMMEL AHAMMAD SARKAR	BIBHU LAL DEY				
32/1	318	6	407	3	3	737	0	737	0
32/2	289	8	520	3	3	823	0	823	0
32/3	445	10	764	9	26	1254	0	1254	0
32/4	405	11	450	8	10	882	0	882	0
32/5	254	4	338	3	3	602	0	602	0
32/6	279	4	277	4	6	570	0	570	0
32/7	322	5	362	4	4	697	0	697	0
32/8	542	9	456	12	12	1031	0	1031	0
32/9	395	10	510	8	18	941	0	941	0
32/10	247	0	176	3	3	429	0	429	0
32/11	275	6	214	4	1	500	0	500	0
32/12	653	15	189	6	4	867	0	867	0
32/13	381	8	203	1	2	595	0	595	0
32/14	205	6	194	2	3	410	0	410	0
32/15	258	3	236	4	3	514	0	514	0
32/16	364	5	211	2	2	584	0	584	0
32/17	265	5	322	7	5	604	0	604	0
32/18	231	5	261	2	7	506	0	506	0
32/19	487	14	443	8	7	959	0	959	0
32/20	347	8	256	5	4	620	0	620	0
32/21	461	3	439	3	3	909	0	909	0
32/22	198	4	296	1	1	500	0	500	0
32/23	233	5	308	2	1	549	0	549	0
32/24	155	2	219	3	1	380	0	380	0
32/25	458	8	652	7	17	1142	0	1142	0
32/26	485	7	496	10	7	1005	0	1005	0
32/27	327	12	522	14	3	878	0	878	0
32/28	342	8	428	14	22	814	0	814	0
32/29	305	7	345	10	5	672	0	672	0
32/30	474	17	550	20	12	1073	0	1073	0
32/31	242	5	261	10	3	521	0	521	0
32/32	408	8	421	18	12	867	0	867	0
32/33	391	7	275	9	8	690	0	690	0
32/34	499	18	531	10	8	1066	0	1066	0
32/35	430	7	396	12	8	853	0	853	0
32/36	582	23	433	8	14	1060	0	1060	0
32/37	338	4	200	1	8	551	0	551	0
32/38	342	6	304	7	5	654	0	654	0
Total No.	13642	293	13865	255	264	28319	0	28319	0
No. of Votes recorded	13642	293	13865	255	264	28319	0	28319	0
On Postal ballot papers	373	8	617	3	1	1002	18	1020	0
Total Votes polled	14015	301	14482	258	265	29321	18	29339	0

Place :-Udaipur
Dated,7-3-2008

Saumya Gupta
(Saumya Gupta)
Returning Officer

32- R.K. Pur Assembly Constituency
Returning Officer

32- Radhakishorepur Assembly Constituency

FORM - 20
FINAL RESULT SHEET
[SEE RULE 56C(2)(C)]

ELECTION TO THE TRIPURA LEGISLATIVE ASSEMBLY FROM THE 33 MATABARI ASSEMBLY CONSTITUENCY
PART - I

(To be used both for Parliamentary and Assembly Election)

Total No. of Electors in Assembly Constituency - 32588


Name of Assembly - 33 Matabari Assembly Constituency

Serial No. of Polling Station	No. of Valid Voters Cast in favour of				Total of Valid Votes	No. of Rejected Votes.	Total	No. of Invalid Votes
	Bibhu Karmari Devi.	Madhu Sudhan Bhattacharjee	Madhab Chandra Saha	Gopal Roy				
33/1	347	11	650	28	1036	0	1036	
33/2	264	3	357	5	629	0	629	
33/3	112	0	75	1	188	0	188	
33/4	297	8	353	6	664	0	664	
33/5	273	5	306	7	591	0	591	
33/6	323	9	428	10	770	0	770	
33/7	268	7	438	4	717	0	717	1
33/8	287	3	219	14	523	0	523	
33/9	550	7	252	18	827	0	827	
33/10	368	11	347	41	767	0	767	
33/11	280	15	237	20	552	0	552	
33/12	283	8	193	5	489	0	489	
33/13	307	14	328	10	659	0	659	
33/14	422	11	317	7	757	0	757	
33/15	413	16	371	12	812	0	812	1
33/16	386	30	457	20	893	0	893	
33/17	500	5	306	10	821	0	821	
33/18	190	8	297	10	505	0	505	
33/19	675	24	376	10	1085	0	1085	
33/20	302	6	268	10	586	0	586	
33/21	123	4	315	10	452	0	452	
33/22	164	7	316	9	496	0	496	
33/23	417	21	476	12	926	0	926	
33/24	571	21	628	22	1242	0	1242	3
33/25	398	17	497	18	930	0	930	
33/26	192	15	373	8	588	0	588	
33/27	452	17	461	10	940	0	940	
33/28	303	10	313	11	637	0	637	
33/29	388	26	329	16	759	0	759	
33/30	451	20	436	16	923	0	923	
33/31	365	13	296	5	679	0	679	
33/32	389	9	363	19	780	0	780	
33/33	272	11	266	10	559	0	559	

Serial No. of Polling Station	No. of Valid Voters Cast in favour of				Total of Valid Votes	No. of Rejected Votes.	Total	No. of Tended Votes
	Bibhu Kmari Devi.	Madhu Sudhan Bhattacharjee	Madhab Chandra Saha	Gopal Roy				
33/34	370	10	611	36	1027	0	1027	
33/35	441	26	676	45	1188	0	1188	
33/36	398	6	474	30	908	0	908	
33/37	148	4	194	5	351	0	351	
33/38	344	14	481	8	847	0	847	
33/39	283	6	425	4	718	0	718	
33/40	263	8	234	16	521	0	521	
33/41	272	22	349	20	663	0	663	
33/42	370	12	291	21	694	0	694	
TOTAL NO. OF VOTES RECORDED AT POLLING STATIONS.	14221	500	15379	599	30699	0	30699	5
NO. OF VOTES RECORDED ON POSTAL BALLOT PAPERS	160	5	222	2	389	7	396	
TOTAL VOTES POLLED	14381	505	15601	601	31088	7	31095	5

Place : Udaipur
07/03/2008

Date:-


Returning Officer
33 Matabari Assembly Constituency

Returning Officer
33-Matabari Assembly Constituency
Udaipur, South Tripura.

FORM - 20
FINAL RESULT SHEET
[SEE RULE 56C(2)(C)]
ELECTION TO THE TRIPURA LEGISLATIVE ASSEMBLY FROM THE 34 KAKRABAN ASSEMBLY CONSTITUENCY
PART - I

(To be used both for Parliamentary and Assembly Election)


Total No of Electors in Assembly Constituency - 30,161.

Name of Assembly - 34 Kakraban Assembly Constituency

Serial No. of Polling Station	No. of Valid Votes Cast in favour of				Total of Valid Votes	No. of Rejected Votes.	Total	No. of Tendered Votes
	KESHAB MAJUMDAR.	BASANA ADHIKARI	RAJIB SAMADDAR	UTTAM DEB				
34/1	359	10	177	19	565	0	565	0
34/2	442	7	187	13	649	0	649	0
34/3	328	7	311	13	659	0	659	0
34/4	381	11	517	18	927	0	927	0
34/5	292	8	336	19	655	0	655	0
34/6	458	10	238	4	710	0	710	0
34/7	313	4	342	7	666	0	666	0
34/8	219	3	299	4	525	0	525	0
34/9	198	8	219	2	427	0	427	0
34/10	325	10	342	6	683	0	683	0
34/11	345	8	341	10	704	0	704	0
34/12	419	18	260	4	701	0	701	0
34/13	578	9	140	7	734	0	734	0
34/14	609	7	240	2	858	0	858	0
34/15	441	13	213	7	674	0	674	0
34/16	474	18	106	10	608	0	608	0
34/17	364	10	224	16	614	0	614	0
34/18	514	18	189	18	739	0	739	0
34/19	273	17	285	7	582	0	582	0
34/20	582	8	262	14	866	0	866	1
34/21	684	10	239	11	944	0	944	0
34/22	322	12	300	10	644	0	644	0
34/23	434	14	369	15	832	0	832	0
34/24	496	17	297	9	819	0	819	0
34/25	321	13	287	8	629	0	629	0
34/26	512	29	301	43	885	0	885	0
34/27	350	11	131	11	503	0	503	0
34/28	365	14	208	12	599	0	599	0
34/29	499	14	153	11	677	0	677	0
34/30	483	12	178	15	688	0	688	0
34/31	323	10	292	25	650	0	650	0
34/32	292	4	166	5	467	0	467	0
34/33	355	13	232	7	607	0	607	0
34/34	441	18	443	30	932	0	932	0
34/35	501	16	247	31	795	0	795	0

Serial No. of Polling Station	No. of Valid Votes Cast in favour of				Total of Valid Votes	No. of Rejected Votes.	Total	No. of Tended Votes
	KESHAB MAJUMDAR.	BASANA ADHIKARI	RAJIB SAMADDAR	UTTAM DEB				
34/36	342	16	252	12	622	0	622	0
34/37	250	9	345	27	631	0	631	0
34/38	627	9	268	14	918	0	918	0
34/39	585	10	327	18	940	0	940	1
34/40	439	15	282	6	742	0	742	0
TOTAL NO. OF VOTES RECORDED AT POLLING STATIONS.	16435	470	10545	520	27970	0	27970	2
NO. OF VOTES RECORDED ON POSTAL BALLOTS	224	8	93	1	326	36	362	0
TOTAL VOTES POLLED	16659	478	10638	521	28296	36	28332	2

Place : Udaipur
Dated:-07-03-2008


 (P. Chakraborti)
 Returning Officer
 (A.D.M. & Collector, South)
 (P. Chakraborti)
 Returning Officer,
 34-Kakraban Assembly Constituency,
 (ADM and Collector, South Udaipur)
 Udaipur, South Tripura.

FORM - 20
[SEE RULE 56C(2)(C)]
Final Result Sheet

Election to the Tripura Legislative Assemble from the 35- Rajnagar (SC) Assembly Constituency

Part - I

Name of the Assembly / Segment - 35 - Rajnagar (SC) Total No. of electors in Assembly Constituency -41539

Serial No. of Polling Station	No. of votes cast in favour of						Total of valid votes	No. of rejected votes	Total	No. of tendered votes
	Bikash Chandra Das	Radha Rani Das (Bhowmik)	Sudhan Das	Kiriti Das	Tarani Kumar Das	Sunil Chandra Das				
1	2	3	4	5	6	7	8	9	10	11
35/1	180	15	514	11	6	10	736	0	736	Nil
35/2	207	7	284	8	0	2	508	0	508	Nil
35/3	213	10	403	3	7	14	650	0	650	Nil
35/4	211	8	285	8	2	6	520	0	520	Nil
35/5	392	25	510	11	7	17	962	0	962	Nil
35/6	431	8	638	28	10	15	1130	0	1130	Nil
35/7	312	6	267	10	12	27	634	0	634	Nil
35/8	212	15	446	13	12	19	717	0	717	Nil
35/9	333	2	440	25	7	30	856	0	856	Nil
35/10	265	6	478	10	6	14	779	0	779	Nil
35/11	239	19	507	20	17	35	837	0	837	Nil
35/12	220	9	566	12	15	32	854	0	854	Nil
35/13	333	14	625	13	12	10	1007	0	1007	Nil
35/14	357	17	716	22	11	22	1145	0	1145	Nil
35/15	245	20	531	24	4	24	848	0	848	Nil
35/16	379	14	522	15	4	9	943	0	943	Nil
35/17	195	12	371	9	8	13	608	0	608	Nil
35/18	591	10	556	9	8	12	1189	0	1189	Nil
35/19	377	11	470	18	8	27	918	0	918	Nil
35/20	358	8	422	10	10	9	815	0	815	Nil

03823222219

S32BELONIA

09-MAR-2008 10:50

0382322219

S32BELONIA

09-MAR-2008 10:50

Serial No. of Polling Station	No. of votes cast in favour of						Total of valid votes	No. of rejected votes	Total	No. of tendered votes
	Bikash Chandra Das	Radha Rani Das (Bhowmik)	Sudhan Das	Kirti Das	Tarani Kumar Das	Sunil Chandra Das				
1	2	3	4	5	6	7	8	9	10	11
35/21	263	8	384	12	12	15	694	0	694	Nil
35/22	259	3	305	5	3	1	576	0	576	Nil
35/23	478	14	415	5	4	13	929	0	929	Nil
35/24	356	15	718	12	11	10	1122	0	1070	Nil
35/25	374	15	671	5	3	2	1070	0	783	Nil
35/26	285	13	470	10	2	3	783	0	1041	Nil
35/27	559	27	431	16	14	24	1041	0	1030	Nil
35/28	417	23	558	9	10	13	1030	0	1030	Nil
35/ 28(A)	326	8	509	8	3	9	863	0	863	Nil
35/29	536	13	539	12	5	30	1135	0	1135	Nil
35/30	340	9	649	20	17	27	1062	0	1062	Nil
35/31	501	20	689	12	15	14	1251	0	1251	Nil
35/32	262	20	481	11	12	7	793	0	793	Nil
35/33	256	9	349	6	4	8	632	0	632	Nil
35/34	176	10	420	8	13	13	640	0	640	Nil
35/35	218	8	524	11	7	11	779	0	779	Nil
35/36	392	7	434	7	13	4	857	0	857	Nil
35/37	255	9	453	16	29	8	770	0	770	Nil
35/38	378	12	411	5	4	3	813	0	813	Nil
35/38 (A)	249	4	439	5	2	5	704	0	704	Nil
35/39	321	7	425	11	9	12	785	0	785	Nil
35/40	348	9	633	7	14	5	1016	0	1016	Nil
35/ 41	291	13	463	8	6	8	789	0	789	Nil
35/ 42	314	11	536	7	9	24	901	0	901	Nil
35/ 43	305	12	291	10	7	7	632	0	632	Nil
35/ 44	268	14	202	3	4	0	489	0	489	Nil

0382322219

S32BELONIA

09-MAR-2008 10:51

Serial No. of Polling Station	No. of votes cast in favour of						Total of valid votes	No. of rejected votes	Total	No. of tendered votes
	Bikash Chandra Das	Radha Rani Das (Bhowmik)	Sudhan Das	Kiriti Das	Taran Kumar Das	Sunil Chandra Das				
1	2	3	4	5	6	7	8	9	10	11
Total No. Of vote recorded at polling station	14775	576	21920	520	398	623	38812	0	38812	0
Total No. of vote recorded on postal ballot paper	68	4	191	1	0	1	265	40	305	0
Total Votes polled	14843	580	22111	521	398	624	39077	40	39117	0

[Signature]
 Returning Officer
 35- Rajnagar (SC) AC
 Belonia, South Tripura

FORM - 10
[SEE RULE 5-C (2)(C)]
Final Result Sheet

Election to the Tripura Legislative Assembly from the 36- Belonia Assembly Constituency

Part-I

Name of the Assembly / Segment - 36 - Belonia Total No. of electors in Assembly Constituency - 33292

Serial No. of Polling Station	No. of votes cast in favour of						Total of valid votes	No of rejected votes	Total	No of tendered votes
	Amal Mallik	Keshab Chandra Sarkar	Basudeb Majumdar	Babul Chandra Pal	Ratan Roy	Sudeb Sen Choudhury				
1	2		3	4	5	6	7	8	9	10
36/1	362	4	220	2	1	5	594	0	594	NE
36/2	231	7	227	6	1	1	473	0	473	NE
36/3	463	6	452	3	1	13	948	0	948	NE
36/4	245	4	174	3	0	1	427	0	427	NE
36/5	513	2	378	11	2	5	911	0	911	NE
36/6	332	2	295	8	1	5	643	0	643	NE
36/7	505	12	513	12	0	5	1047	0	1047	NE
36/8	506	6	620	7	3	9	1151	0	1151	NE
36/9	442	5	241	8	1	7	704	0	704	NE
36/10	648	10	554	20	8	11	1251	0	1251	NE
36/11	445	3	491	7	1	5	952	0	952	NE
36/12	471	11	635	10	3	19	1149	0	1149	NE
36/13	486	7	479	7	1	7	987	0	987	NE
36/14	433	5	335	5	3	15	797	0	797	NE
36/15	294	5	197	7	1	3	507	0	507	NE
36/16	238	6	280	8	0	4	536	0	536	NE
36/17	266	15	366	12	3	11	673	0	673	NE
36/18	659	14	741	15	2	18	1450	0	1450	NE
36/19	386	13	462	39	4	9	913	0	913	NE
36/20	191	5	239	5	1	3	444	0	444	NE
36/21	513	6	595	10	2	15	1149	0	1149	NE
36/22	355	15	509	10	7	12	911	0	911	NE
36/23	511	10	386	4	3	2	926	0	926	NE

03823222219

S32BELONIA

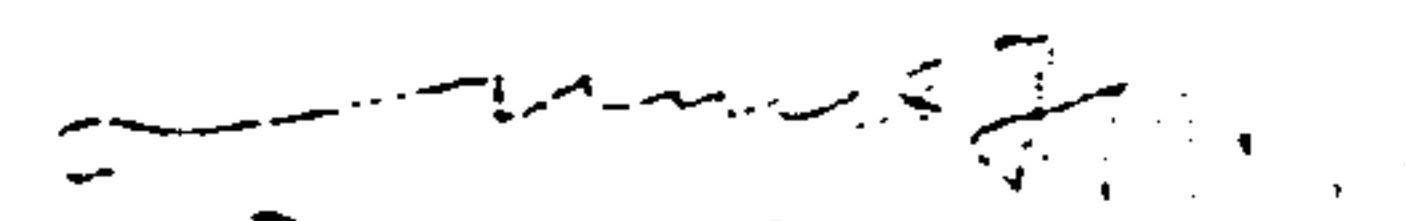
09-MAR-2008 10:57

0382322219

S32BELONIA

09-MAR-2008 10:58

Sl. No. of Polling Station	No. of votes cast in favour of						Total of valid votes	No of rejected votes	Total	No of tendered votes
	Amal Maliik	Keshab Chandra Sarkar	Basudeb Majumder	Babul Chandra Pat	Ratan Roy	Sudeb Sen Choudhury				
1	2		3	4	5	6	7	8	9	10
35/24	358	9	748	20	8	11	1154	0	1154	Nil
35/25	356	13	519	15	4	13	920	0	920	Nil
35/25	319	4	329	8	3	10	673	0	673	Nil
35/27	299	17	342	5	1	4	668	0	668	Nil
35/28	483	11	604	10	6	7	1121	0	1121	Nil
35/29	294	1	437	7	2	3	744	0	744	Nil
35/30	328	5	481	6	3	7	830	0	830	Nil
35/31	278	5	455	4	2	9	753	0	753	Nil
35/32	348	6	225	3	3	7	592	0	592	Nil
35/33	426	9	299	5	3	6	748	0	748	Nil
35/34	513	13	754	10	4	5	1299	0	1299	Nil
35/35	382	10	561	12	1	3	969	0	969	Nil
35/36	431	7	474	6	5	5	928	0	928	Nil
of voters ed at Polling stations	14338	288	15627	331	100	293	30977	0	30977	Nil
of voters ed or postal in papers	314	5	344	2	2	1	668	55	724	13
Total	14652	293	15971	333	102	294	31645	55	31700	13


 Returning Officer
 S32-Belonia NC
 Belonia, Santal Pargana

**FORM NO-20
FINAL RESULT SHEET
(Sec Rule-56C (2) (C))**

**Total No. of electors in Assembly Constituency/Segment : 37094
Name of Assembly Segment- 37-Santirbazar (ST)**

Sl.No. of Polling Stations	No. of voters cast in favour of			Total Valid Votes	No. of rejected Votes	Total	No. of tender Votes
	Gauri Sankar Reang	Parikshit Debbarna	Manindra Reang				
1	2	3	4	5	6	7	8
37/1	294	24	467	785	00	785	00
37/2	157	20	566	743	00	743	00
37/3	316	22	283	621	00	621	00
37/4	338	21	405	764	00	764	00
37/5	288	09	238	535	00	535	00
37/6	300	13	233	546	00	546	00
37/7	379	19	440	838	00	838	00
37/8	230	10	237	477	00	477	00
37/9	338	25	572	935	00	935	00
37/10	357	25	421	803	00	803	00
37/11	412	22	505	939	00	939	00
37/12	350	11	167	528	00	528	00
37/13	597	29	455	1081	00	1081	00
37/14	346	17	439	802	00	802	00
37/15	234	05	129	368	00	368	00
37/16	344	13	354	711	00	711	00
37/17	264	20	513	797	00	797	00
37/18	236	08	209	453	00	453	00
37/19	350	07	225	582	00	582	00
37/20	240	16	433	689	00	689	00
37/21	484	29	768	1281	00	1281	00
37/22	506	19	732	1257	00	1257	00
37/23	265	16	424	705	00	705	00
37/24	527	35	617	1179	00	1179	00
37/25	268	20	513	801	00	801	00

37/26	491	17	479	987	00	987	00
37/27	544	42	738	1324	00	1324	00
37/28	327	25	418	770	00	770	00
37/29	225	12	442	679	00	679	00
37/30	266	09	280	555	00	555	00
37/31	377	13	349	739	00	739	00
37/32	332	13	415	760	00	760	00
37/33	366	23	415	804	00	804	00
37/34	464	11	255	730	00	730	00
37/35	462	21	357	840	00	840	00
37/36	482	25	344	851	00	851	00
37/37	403	19	342	764	00	764	00
37/38	485	40	794	1319	00	1319	00
37/39	298	15	365	678	00	678	00
37/40	429	20	588	1037	00	1037	00
37/41	350	24	458	832	00	832	00
37/42	446	20	309	775	00	775	00
37/43	172	23	434	629	00	629	00
Total No. of Votes recorded at Polling Stations	15339	827	18127	34293	00	34293	00
No. of votes recorded on Postal Ballot paper	223	04	218	445	116	561	00
Total Votes Polled	15562	831	18345	34738	116	34854	00

(A.D.Des) *[Signature]*
 Returning Officer, 13/08
 (Sub-Divisional Magistrate)
 Santirbazar, South Tripura.
 Returning Officer
 Sub-Divisional Magistrate
 Santirbazar, Tripura

FORM - 20
[SEE RULE 56C(2)(C)]
Final Result Sheet

Election to the Tripura Legislative Assembly from the 38- Hrishyamukh Assembly Constituency

Part-I

Name of the Assembly Constituency :- 38- Hrishyamukh Assembly Constituency Total No. of electors in – 34231


Serial No. of Polling Station	No. of votes cast in favour of				Total of valid votes	No. of rejected votes	Total	No of Tendered votes
	Dilip Choudhury	Badal Choudhury	Sudharshan Majumder	Rajendra Mahajan				
1	2	3	4	5	6	7	8	9
38/1	497	694	19	13	1223	0	1223	Nil
38/2	295	274	7	5	581	0	581	Nil
38/3	318	565	16	6	905	0	905	Nil
38/4	427	714	18	15	1174	0	1174	Nil
38/5	254	683	18	9	964	0	964	Nil
38/6	394	703	15	20	1132	0	1132	Nil
38/7	234	493	13	8	748	0	748	Nil
38/8	368	478	17	22	885	0	885	Nil
38/9	87	599	10	10	706	0	706	Nil
38/10	211	520	10	12	753	0	753	Nil
38/11 ✓	361 ✓	493	29	18	906	0	906	Nil
38/12 ✓	354 ✓	502	26 ✓	6	888	0	888	1
38/13	318	477	9	7	811	0	811	Nil
38/14	294	431	14	16	755	0	755	Nil
38/15	226	464	24	25	739	0	739	Nil
38/16	185	356	15	31	587	0	587	Nil
38/17	445	445	20	2	912	0	912	Nil
38/18	297	432	20	16	765	0	765	Nil
38/19	220	510	5	4	739	0	739	Nil
38/20	164	347	10	20	541	0	541	Nil
38/21	201	299	9	10	519	0	519	Nil
38/22	232	410	15	7	664	0	664	Nil
38/23	469	772	20	10	1271	0	1271	Nil
38/24	206	282	4	22	514	0	514	Nil
38/25	228	386	22	8	644	0	644	Nil

4

08/08/2018

Serial No. of Polling Station	No. of votes cast in favour of				Total of valid votes	No. of rejected votes	Total	No of Tendered votes
	Dillip Choudhury	Badal Choudhury	Sudharshan Majumder	Rajendra Mahajan				
1	2	3	4	5	6	7	8	9
38/26	213	402	27	17	659	0	659	Nil
38/27	240	395	9	10	654	0	654	Nil
38/28	647	795	26	20	1488	0	1488	Nil
38/29	250	303	14	5	572	0	572	Nil
38/30	281	518	23	18	840	0	840	Nil
38/31	345	400	13	11	769	0	769	Nil
38/32	305	454	11	15	785	0	785	Nil
38/33	405	562	11	14	992	0	992	Nil
38/34	446	581	23	17	1067	0	1067	Nil
38/35	326	671	17	6	1020	0	1020	Nil
38/36	303	500	24	20	847	0	847	Nil
38/37	310	519	15	7	851	0	851	Nil
38/38	380	928	31	22	1361	0	1361	Nil
No. of voters recorded at Polling Stations	11736	19362	629	504	32231	0	32231	1
No. of voters recorded on postal ballot papers	113	248	1	1	363	8	371	
Total votes polled	11849	19610	630	505	32594	8	32602	1

6


 03/03/2008
 Returning Officer (H.L. DEBBARMA)
 38- Hrishyamukh 38 Hrishyamukh A/C
 Belonia, South Tripura Belonia, South Tripura

FORM 20
FINAL RESULT SHEET
[SEE RULE 56 C (2) (C)]

ELECTION TO THE 39 - JOLAIBARI (ST) ASSEMBLY CONSTITUENCY

PART-I

(To be used both for Parliamentary and Assembly Election)
Total No. of Electors in 39-Jolaibari(ST) Assembly Constituency- 24,803

Name of the Assembly(in case of election from a Parliamentary Constituency)275AB

Serial No. of Polling Station	No. of valid votes cast in favour of					Total of valid votes	No. of rejected votes	Total	No. of tendered votes
	Brajendra Mog Chaudhuri	Jashabir Tripura	Madhu Sudan Tripura	Kejari Mog Chowdhury	Purna Chandra Tripura				
1	2	3	4	5	6	7	8	9	10
1	91	132	6	5	13	247	0	247	0
2	205	467	21	6	15	710	0	710	0
3	143	265	20	6	30	464	0	464	0
4	226	227	14	7	14	488	0	488	0
5	247	378	22	21	33	701	0	701	0
6	373	350	12	10	17	762	0	762	0
7	234	468	27	10	17	756	0	756	0
8	271	359	13	13	22	678	0	678	0
9	302	530	19	10	22	883	0	883	0
10	188	434	4	4	1	631	0	631	0
11	427	726	13	14	37	1217	0	1217	0
12	307	469	15	12	19	822	0	822	0
13	190	434	14	15	20	673	0	673	0
14	124	286	16	11	18	457	0	457	0
15	261	276	3	3	2	545	0	545	0
16	157	379	7	0	6	549	0	549	0
17	310	289	3	5	5	612	0	612	0
18	251	322	2	2	6	583	0	583	0
19	282	682	8	9	11	992	0	992	0
20	284	280	8	4	10	586	0	586	0
21	323	294	13	1	6	637	0	637	0
22	277	407	8	6	12	710	0	710	0
23	234	523	15	5	11	788	0	788	0
24	268	674	8	7	15	972	0	972	0
25	323	451	8	3	3	788	0	788	0
26	137	366	4	5	5	517	0	517	0
27	103	217	11	4	10	345	0	345	0
28	290	483	23	8	34	838	0	838	0
29	325	491	11	6	8	841	0	841	0
30	361	629	8	4	9	1011	0	1011	0
31	146	433	11	3	13	606	0	606	0
32	327	435	9	8	17	796	0	796	0
33	340	630	16	11	12	1009	0	1009	0
Total No. of votes recorded at Polling Station	8327	13786	392	237	473	23215	0	23215	0
No. of votes recorded on Postal Ballot Papers (To be filled in the case of election	29	78	4	0	0	111	150	261	0
Total Votes polled	8356	13864	396	237	473	23326	150	23476	0

A. D. D. 7/3/08

A. R. O. 7/3/08

Observer

FORM 20
FINAL RESULT SHEET

(See Rule 56C (2) (C.)

ELECTION TO THE TRIPURA LEGISLATIVE ASSEMBLY FROM THE 40-MANU (ST) ASSEMBLY CONSTITUENCY

PART - I


TOTAL NO. OF ELECTORS IN THE ASSEMBLY CONSTITUENCY: 39,992

NAME OF THE ASSEMBLY CONSTITUENCY : 40-MANU (ST) ASSEMBLY CONSTITUENCY

SL. NO. OF THE POLLING STATION	NO. OF VALID VOTES CASTED IN FAVOUR OF				TOTAL NO OF VALID VOTES	NO. OF REJECTED VOTES	TOTAL	NO. OF TENDERED VOTES
	Jitendra Chaudhury, CPI(M)	Thaikhai Mog, INC	Mrathalong Mog, BJP	Kirat Bahan Tripura				
40/1	616	234	19	21	890	0	890	0
40/2	385	188	24	40	637	0	637	0
40/3	568	384	11	16	979	0	979	0
40/4	600	558	31	29	1218	0	1218	0
40/5	571	293	18	16	898	0	898	0
40/6	468	257	17	17	759	0	759	0
40/7	572	467	23	29	1091	0	1091	0
40/8	702	450	18	16	1186	0	1186	0
40/9	437	357	19	12	825	0	825	0
40/10	386	493	11	16	906	0	906	0
40/11	458	626	14	10	1108	0	1108	0
40/12	684	123	20	18	845	0	845	0

SL. NO. OF THE POLLING STATION	NO. OF VALID VOTES CASTED IN FAVOUR OF				TOTAL NO OF VALID VOTES	NO. OF REJECTED VOTES	TOTAL	NO. OF TENDERED VOTES
	Jitendra Chaudhury, CPI(M)	Thaikhai Mog, INC	Mrathalong Mog, BJP	Kirat Bahan Tripura				
40/13	796	458	18	21	1293	0	1293	0
40/14	547	451	25	23	1046	0	1046	0
40/15	410	364	15	7	796	0	796	0
40/16	551	239	10	7	807	0	807	0
40/17	327	290	13	11	641	0	641	0
40/18	325	387	23	5	740	0	740	0
40/19	256	356	19	9	640	0	640	0
40/20	320	282	20	7	629	0	629	0
40/21	677	405	25	25	1132	0	1132	0
40/22	301	372	20	11	704	0	704	0
40/23	350	208	17	11	586	0	586	0
40/24	698	512	51	50	1311	0	1311	0
40/25	777	374	23	40	1214	0	1214	0
40/26	517	187	11	18	733	0	733	0
40/27	537	365	12	7	921	0	921	0
40/28	370	295	13	14	692	0	692	0
40/29	506	289	16	10	821	0	821	0
40/30	423	454	9	13	899	0	899	0
40/31	649	533	19	13	1219	0	1219	0
40/32	372	235	10	13	631	0	631	0
40/33	369	354	8	9	750	0	750	0

SL NO. OF THE POLLING STATION	NO. OF VALID VOTES CASTED IN FAVOUR OF				TOTAL NO. OF VALID VOTES	NO. OF REJECTED VOTES	TOTAL	NO. OF TENDERED VOTES
	Jitendra Chaudhury, CPI(M)	Thaikhai Mog, INC	Mrathaiong Mog, BJP	Kirat Bahan Tripura				
40/34	601	348	30	32	1011	0	1011	0
40/35	179	147	24	44	394	0	394	0
40/36	462	349	12	17	840	0	840	0
40/37	502	187	21	7	717	0	717	0
40/38	310	369	9	14	702	0	702	0
40/39	554	321	21	39	935	0	935	0
40/40	418	274	13	24	729	0	729	0
40/41	460	218	8	21	707	0	707	0
40/42	451	423	18	19	911	0	911	0
40/43	389	307	27	17	740	0	740	0
TOTAL NO. OF VOTES RECORDED AT THE POLLING STATIONS	20851	14799	785	798	37233	0	37233	0
NO. OF VOTES RECORDED ON POSTAL BALLOT	249	141	4	2	396	152	548	0
TOTAL VOTES POLLED	21100	14940	789	800	37629	152	37781	0


 (S. Debbarna)
 Returning Officer
 40-Manu (ST) Assembly Constituency
Returning Officer
 40-Manu (ST) Assembly Constituency
 Sebroom, South Tripura

FORM 20
FINAL RESULT SHEET

(See Rule 56C (2) (C.)

ELECTION TO THE TRIPURA LEGISLATIVE ASSEMBLY FROM THE 41-SABROOM ASSEMBLY CONSTITUENCY

PART -I

TOTAL NO. OF ELECTORS IN THE ASSEMBLY CONSTITUENCY: 38,890

NAME OF THE ASSEMBLY CONSTITUENCY : 41-SABROOM ASSEMBLY CONSTITUENCY

SL. NO. OF THE POLLING STATION	NO. OF VALID VOTES CASTED IN FAVOUR OF						TOTAL NO. OF VALID VOTES	NO. OF REJECTED VOTES	TOTAL	NO. OF TENDERED VOTES
	Ranjit Roy Chowdhury, BJP	Rita Kar (Majumder), CPI (M)	Bibhash Basak, PDS	Sunil Chandra Nath, AITC	Premtosh Nath	Phani Bhusan Tripura				
41/1	7	516	154	12	95	10	794	0	794	
41/2	7	526	119	10	64	10	736	0	736	1
41/3	10	378	131	3	31	6	559	0	559	
41/4	19	582	148	12	26	6	793	0	793	
41/5	11	633	124	8	337	10	1123	0	1123	
41/6	5	426	27	5	62	12	537	0	537	
41/7	16	392	48	4	14	3	477	0	477	
41/8	16	285	38	4	170	8	521	0	521	
41/9	5	289	22	4	365	9	694	0	694	
41/10	11	396	61	4	241	18	731	0	731	
41/11	18	541	31	3	172	11	776	0	776	
41/12	35	802	60	10	26	17	950	0	950	
41/13	34	461	19	9	183	29	735	0	735	

FORM 20
FINAL RESULT SHEET

(See Rule 56C (2) (C.)

ELECTION TO THE TRIPURA LEGISLATIVE ASSEMBLY FROM THE 41-SABROOM ASSEMBLY CONSTITUENCY

PART -I

TOTAL NO. OF ELECTORS IN THE ASSEMBLY CONSTITUENCY: **38,890**

NAME OF THE ASSEMBLY CONSTITUENCY : **41-SABROOM ASSEMBLY CONSTITUENCY**

SL. NO. OF THE POLLING STATION	NO. OF VALID VOTES CASTED IN FAVOUR OF						TOTAL NO. OF VALID VOTES	NO. OF REJECTED VOTES	TOTAL	NO. OF TENDERED VOTES
	Ranjit Roy Chowdhury, BJP	Rita Kar (Majumder), CPI (M)	Bibhash Basak, PDS	Sunil Chandra Nath, AITC	Premtosh Nath	Phani Bhusan Tripura				
41/14	15	585	17	20	207	43	887	0	887	
41/15	30	586	46	13	241	30	946	0	946	
41/16	16	485	23	2	447	5	978	0	978	
41/17	4	372	21	5	457	4	863	0	863	
41/18	16	443	11	5	386	15	876	0	876	
41/19	9	515	66	5	378	22	995	0	995	
41/20	8	450	19	4	301	9	791	0	791	
41/21	18	615	44	3	241	6	927	0	927	
41/22	10	561	107	4	296	12	990	0	990	
41/23	13	642	60	5	229	15	964	0	964	
41/24	12	543	16	11	662	25	1269	0	1269	
41/25	10	389	18	5	388	10	820	0	820	
41/26	12	359	37	3	435	6	852	0	852	

FORM 20
FINAL RESULT SHEET

(See Rule 58C (2) (C.))

ELECTION TO THE TRIPURA LEGISLATIVE ASSEMBLY FROM THE 41-SABROOM ASSEMBLY CONSTITUENCY

PART - I

TOTAL NO. OF ELECTORS IN THE ASSEMBLY CONSTITUENCY: **38,890**

NAME OF THE ASSEMBLY CONSTITUENCY : **41-SABROOM ASSEMBLY CONSTITUENCY**

SL. NO. OF THE POLLING STATION	NO. OF VALID VOTES CASTED IN FAVOUR OF						TOTAL NO. OF VALID VOTES	NO. OF REJECTED VOTES	TOTAL	NO. OF TENDERED VOTES
	Ranajit Roy Chowdhury, BJP	Rita Kar (Majumder), CPI (M)	Bibhash Basak, PDS	Sunil Chandra Nath, AITC	Premtosh Nath	Phani Bhusan Tripura				
41/27	6	512	89	8	379	11	1005	0	1005	
41/28	22	672	24	9	494	33	1254	0	1254	
41/29	20	554	89	6	482	13	1164	0	1164	
41/30	14	413	31	4	405	10	877	0	877	
41/31	7	264	16	4	204	7	502	0	502	
41/32	10	208	8	6	303	4	539	0	539	
41/33	3	426	41	3	360	4	837	0	837	
41/34	14	276	8	6	253	6	563	0	563	
41/35	23	512	115	15	305	13	983	0	983	
41/36	29	392	17	9	263	42	752	0	752	
41/37	24	424	24	8	198	8	686	0	686	
41/38	10	404	9	8	212	16	659	0	659	
41/39	28	304	5	15	174	37	619	0	619	

**FORM 20
FINAL RESULT SHEET**

(See Rule 56C (2) (C.)


ELECTION TO THE TRIPURA LEGISLATIVE ASSEMBLY FROM THE 41-SABROOM ASSEMBLY CONSTITUENCY

PART - I

TOTAL NO. OF ELECTORS IN THE ASSEMBLY CONSTITUENCY: 38,890

NAME OF THE ASSEMBLY CONSTITUENCY : 41-SABROOM ASSEMBLY CONSTITUENCY

SL. NO. OF THE POLLING STATION	NO. OF VALID VOTES CASTED IN FAVOUR OF						TOTAL NO. OF VALID VOTES	NO. OF REJECTED VOTES	TOTAL	NO. OF TENDERED VOTES
	Ranjit Roy Chowdhury, BJP	Rita Kar (Majumder), CPI (M)	Bibhash Basak, PDS	Sunil Chandra Nath, AITC	Premtosh Nath	Phani Bhusan Tripura				
41/40	12	331	18	11	181	25	578	0	578	
41/41	18	390	11	5	116	20	560	0	560	
TOTAL NO. OF VOTES RECORDED AT THE POLLING STATIONS	607	18854	2028	290	10783	600	33162	0	33162	1
NO. OF VOTES RECORDED ON POSTAL BALLOT PAPER	4	327	34	4	91	0	460	91		
TOTAL VOTES POLLED	611	19181	2062	294	10874	600	33622	91	33162	1


 Returning Officer
 41 Sabroom Assembly Constituency
 Sabroom, South Tripura



FORM : 20
FINAL RESULT SHEET
[SEE RULE 56C(2) (C)]

GENERAL ASSEMBLY ELECTION OF TRIPURA , 2008

TOTAL NUMBER OF ELECTORS IN ASSEMBLY CONSTITUENCY :

NO AND NAME OF THE ASSEMBLY CONSTITUENCY : 42-AMPINAGAR (ST)

Serial No of Polling Station	Valid votes cast in favour of						Total of valid votes	No of rejected votes	Total	No of tendered votes
	Daniel Jamatia	Nagendra Jamatia	Nagendra Kaloi	Silendra Reang	Krishnajooy Reang	Sindu Chandra Jamatia				
	5	6	7	8	9	10	11			
42/01	210	218	12	5	7	12	464	0	464	0
42/02	209	160	8	2	3	2	384	0	384	0
42/03	211	122	4	3	2	2	344	0	344	0
42/04	64	92	3	3	2	4	168	0	168	0
42/05	278	253	11	2	13	17	574	0	574	0
42/06	155	175	5	0	1	1	337	0	337	0
42/07	243	299	4	3	2	4	555	0	555	0
42/08	252	269	13	6	11	16	567	0	567	0
42/09	363	699	18	7	18	20	1125	0	1125	0
42/10	491	243	5	2	4	10	755	0	755	0
42/11	299	77	2	3	4	4	389	0	389	0
42/12	322	66	3	0	5	2	398	0	398	0
42/13	287	190	2	5	4	1	489	0	489	0
42/14	222	181	3	3	10	13	432	0	432	0
42/15	367	335	6	3	3	5	719	0	719	0
42/16	96	87	5	0	4	2	194	0	194	0
42/17	230	198	9	7	8	2	454	0	454	0
42/18	441	208	8	2	5	14	678	0	678	0
42/19	208	184	6	3	6	10	417	0	417	0
42/20	535	289	0	1	8	16	849	0	849	0
42/21	552	366	2	5	1	9	935	0	935	0
42/22	343	245	4	1	4	10	607	0	607	0
42/23	349	389	22	2	6	14	782	0	782	0
42/24	411	341	2	3	3	5	765	0	765	0
42/25	245	127	3	1	2	4	382	0	382	0
42/26	403	269	9	45	15	22	763	0	763	0
42/27	313	103	2	36	2	8	464	0	464	0
42/28	645	471	6	1	4	9	1136	0	1136	0
42/29	269	315	15	5	7	70	681	0	681	0
42/30	458	501	6	2	9	24	1000	0	1000	0
42/31	134	105	1	0	0	0	240	0	240	0
42/32	405	345	6	15	9	22	802	0	802	0
42/33	307	273	2	16	2	14	614	0	614	0
42/34	272	109	5	6	6	15	363	0	363	0
42/35	125	108	6	1	4	10	254	0	254	0
42/36	496	435	8	4	5	1	949	0	949	0
42/37	163	144	5	1	3	12	328	0	328	0
42/38	502	294	1	2	4	2	805	0	805	0
42/39	117	53	0	0	0	0	170	0	170	0
42/40	438	276	3	1	3	3	724	0	724	0
42/41	443	344	6	3	2	9	807	0	807	0
42/42	501	407	2	6	3	15	934	0	934	0
42/43	531	424	7	2	13	11	988	0	988	0
42/44	331	452	10	6	14	16	829	0	829	0
Total number of votes recorded at Polling Stations	14186	11241	260	224	241	462	26614	0	26614	0
No of votes recorded on postal ballot papers	98	99	5	1	0	0	207	26	233	0
Total votes polled	14284	11340	269	225	241	462	26821	26	26847	0

Place : Amarpur
Date : 7th March , 2008

(Sankar De)

Returning Officer of A/C No. 42-Ampinagar (ST)
(Sub Divisional Magistrate, Amarpur, South Tripura)



FORM : 20

FINAL RESULT SHEET

[SEE RULE 56C(2) (C)]

GENERAL ASSEMBLY ELECTION OF TRIPURA , 2008

TOTAL NUMBER OF ELECTORS IN ASSEMBLY CONSTITUENCY :
NO. AND NAME OF THE ASSEMBLY CONSTITUENCY : 43-BIRGANJ

	Jawahar Shaha	Monoranjan Acharjee	Haradhan Saha	Rajjab All	Hemanto Uchoi	Total of valid votes	No of rejected votes	Total	No of tendered votes
	2	3	4	5	6	7	8	9	10
43/01	316	243	10	06	13	588	00	588	00
43/02	217	491	12	02	08	730	00	730	00
43/03	357	397	05	05	08	772	00	772	00
43/04	389	400	07	05	07	808	00	808	00
43/05	133	231	07	04	07	382	00	382	00
43/06	274	334	03	05	07	623	00	623	00
43/07	426	622	06	03	13	1070	00	1070	00
43/08	510	539	07	17	11	1084	00	1084	00
43/09	412	377	09	04	09	811	00	811	00
43/10	593	336	09	03	04	945	00	945	00
43/11	298	435	09	09	03	754	00	754	00
43/12	451	436	08	12	08	915	00	915	00
43/13	413	582	06	02	10	1013	00	1013	00
43/14	229	281	04	03	03	520	00	520	00
43/15	558	403	11	05	07	984	00	984	00
43/16	464	433	08	10	17	932	00	932	00
43/17	277	431	10	12	17	747	00	747	00
43/18	240	265	16	07	14	542	00	542	00
43/19	403	607	10	08	21	1049	00	1049	00
43/20	435	372	09	08	21	845	00	845	00
43/21	454	497	18	07	12	988	00	988	00
43/22	367	414	10	03	08	802	00	802	00
43/23	485	421	06	03	04	919	00	919	00
43/24	527	340	09	01	16	893	00	893	01
43/25	220	299	04	07	10	540	00	540	00
43/26	225	405	09	04	08	651	00	651	00
43/27	368	308	07	03	09	695	00	695	00
43/28	303	230	09	05	10	557	00	557	00
43/29	277	205	04	04	08	498	00	498	00
43/30	257	310	08	01	08	584	00	584	00
43/31	228	446	07	09	07	697	00	697	00
43/32	518	662	08	11	15	1214	00	1214	01
43/33	236	289	04	03	13	545	00	545	00
43/34	222	192	13	05	19	451	00	451	00
43/35	296	328	17	11	07	659	00	659	00
43/36	109	142	03	09	06	269	00	269	00
43/37	324	439	05	07	14	789	00	789	00
43/38	247	238	09	02	08	504	00	504	00
43/39	354	609	22	13	37	1035	00	1035	00
43/40	265	504	08	03	13	793	00	793	00
43/41	270	413	12	06	17	718	00	718	00
43/42	293	382	07	07	17	706	00	706	00
43/43	281	411	08	06	04	710	00	710	00
43/44	255	444	19	11	12	741	00	741	00
43/45	158	227	05	02	07	399	00	399	00
43/46	482	587	17	06	15	1107	00	1107	00
Total number of votes recorded at Polling Stations	15416	17957	414	279	512	34578	00	34578	02
No of votes recorded on postal ballot papers	191	305	06	04	02	508	57	565	00
Total votes polled	15607	18262	420	283	514	35086	57	35143	02

Date: 07/03/2008
Place: Amarpur

(Sankar De)
Returning Officer, 43-Birganj
(Sub Divisional Magistrate, Amarpur, South Tripura)

FINAL RESULT SHEET

[SEE RULE 56C (2) (C)]

ELECTION TO THE HOUSE OF THE PEOPLE FROM THE 56 PARLIAMENTARY CONSTITUENCIES

PART I

Total No. of Electors in Assembly Constituency- 39,404 nos.

Name of the Assembly Constituency- 44-Raima Valley(ST)

No. of valid votes cast in Favour of								Total of valid voters	No of rejected voters	Total	No of tenderec voters
Serial No. of Polling Station	Sri Nalini Bhagya Chakma N.C.P	Sri Rabindra Debbarma, I.N.P.T.	Sri Lalit Mohan Tripura, CPI(M)	Sri Achai Khasrang Jamatia,Lok Janashakti Party	Sri Falguni Tripura,C.P.I(ML) Liberation	Sri Prabir Kumar Kalai, (Independent)	Sri Sindhu Mani Tripura,(Independent)				
1	2	3	4	5	6	7	8	9	10	11	12
44/1	17	468	467	12	9	10	9	992	0	992	0
44/2	12	409	291	8	7	7	18	752	0	752	0
44/3	8	458	397	5	6	6	12	892	0	892	0
44/4	18	272	298	17	7	11	25	648	0	648	0
44/5	13	157	598	26	21	23	135	973	0	973	0
44/6	5	396	305	5	1	0	8	720	0	720	0
44/7	10	254	175	7	4	4	3	457	0	457	0
44/8	1	381	372	6	6	2	14	782	0	782	0
44/9	4	588	608	6	5	2	3	1216	0	1216	0
44/10	14	552	470	7	3	5	17	1068	0	1068	0
44/11	13	498	462	10	6	7	11	1007	0	1007	0
44/11(A)	2	328	463	11	3	7	11	825	0	825	0
44/12	14	576	637	7	7	3	11	1255	0	1255	0

d/

Raima valley(ST), Amb...

...ncy

	4	274	486	4	8	5	10	791	0	791	0
44/14	10	443	648	6	8	5	9	1129	0	1129	0
44/15	18	535	578	13	4	7	19	1174	0	1174	0
44/16	10	306	495	6	2	3	9	831	0	831	0
44/16(A)	14	294	369	6	4	4	9	700	0	700	0
44/17	8	267	282	2	1	4	6	570	0	570	0
44/18	9	283	546	12	6	6	11	873	0	873	0
44/19	9	569	558	8	5	0	5	1154	0	1154	0
44/20	11	141	353	10	12	13	27	567	0	567	0
44/21	11	267	569	10	9	5	10	881	0	881	0
44/22	10	259	603	11	8	6	37	934	0	934	0
44/23	5	142	235	5	3	2	11	403	0	403	0
44/24	10	420	476	5	9	7	12	939	0	939	0
44/25	11	488	430	9	2	1	10	951	0	951	0
44/26	21	192	573	20	6	15	48	875	0	875	0
44/27	4	298	349	5	2	4	4	666	0	666	0
44/28	13	375	483	18	7	6	8	910	0	910	0
44/29	6	158	386	6	4	8	1	569	0	569	0
44/30	3	189	252	2	2	3	17	468	0	468	0
44/31	15	522	553	9	10	9	11	1129	0	1129	0
44/32	7	303	325	2	3	0	9	649	0	649	0
44/33	12	263	355	1	1	0	7	639	0	639	0

4

	11	527	471	7	20	1	8	1045	0	1045	0
44/35	14	187	486	6	7	4	17	721	0	721	0
44/36	17	489	661	11	11	7	12	1208	0	1208	0
44/37	15	297	288	3	5	2	8	611	0	611	0
44/38	21	343	383	11	9	4	4	775	0	775	0
44/39	15	321	368	10	4	1	13	732	0	732	0
44/40	12	233	456	4	4	5	6	720	0	720	0
44/41	14	393	381	11	12	8	16	835	0	835	0
Total No. of votes recorded at Polling Stations	471	15115	18939	360	273	232	646	36036	0	36036	0
No. of votes recorded on postal ballot papers	3	141	181	2	0	1	3	331	0	331	0
Total votes polled	474	15256	19120	362	273	233	649	36367	0	36367	0

Place: Gandachara Sub-Division

Date: 7th March, 2008

[Signature]
 Returning Officer,
 44-Raima Valley (ST) AC

FORM 20

FINAL RESULT SHEET

[SEE RULE 56C(2)(C)]

ELECTION TO THE TRIPURA LEGISLATIVE ASSEMBLY FROM THE 45-KAMALPUR ASSEMBLY CONSTITUENCY

PART I

(To be used both in Parliamentary and Assembly Election)

Total No of Electors in Assembly Constituency 26416

Name of the Assembly / Segment 45-Kamalpur

(In the case of election from a Parliamentary Constituency)

Serial No of Polling Station	No. of valid votes cast in favour of						Total of valid votes	No of rejected votes	Total	No of tendered votes
	Uma Kant Debnat	Bijay Laxmi Singha	Mano Kant Deb	Bir Kumar Singha	Ma. Garu Mish	Sushil Maakar				
1	2	3	4	5	6	7	8	9	10	11
1	7	178	106	2	2	3	298	0	298	0
2	12	427	400	13	10	3	865	0	865	0
3	3	339	201	9	5	5	562	0	562	0
4	5	353	418	10	19	3	808	0	808	0
5	8	649	527	5	7	7	1203	0	1203	1
6	31	564	468	8	10	7	1088	0	1088	0
7	25	492	564	11	10	2	1104	0	1104	0
8	6	321	588	3	7	2	927	0	927	0
9	9	417	664	5	4	9	1108	0	1108	0
10	5	242	316	4	4	1	572	0	572	0
11	16	324	432	4	9	4	789	0	789	0
12	10	261	178	5	3	2	459	0	459	0
13	8	232	195	11	4	14	464	0	464	0
14	13	354	185	8	6	4	570	0	570	0
15	23	455	371	14	5	12	880	0	880	0
16	7	174	371	6	6	6	570	0	570	0
17	19	716	625	13	13	16	1402	0	1402	0
18	11	405	416	11	9	4	856	0	856	0
19	7	475	574	11	9	10	1086	0	1086	0
20	10	258	286	6	7	11	578	0	578	0
21	17	430	618	11	10	15	1101	0	1101	0
22	13	649	472	10	30	33	1207	0	1207	0
23	12	273	364	5	2	5	661	0	661	0
24	2	295	194	7	7	9	514	0	514	0
25	6	405	494	5	5	5	920	0	920	0
26	14	403	528	6	7	3	961	0	961	0
27	9	459	475	4	1	2	950	0	950	0
28	21	620	340	10	6	16	1013	0	1013	0
29	17	337	256	7	3	9	629	0	629	0
Total No. of votes recorded at Polling Stations	346	11507	11626	224	220	222	24145	0	24145	1
No of votes recorded on postal ballot papers (To be filled in the case of election from an Assembly Constituency)	4	197	213	1	1	0	416	56	472	0
Total votes polled	350	11704	11839	225	221	222	24561	56	24617	1

Place : Kamalpur Class XII School

Date :

Date 07/03/08
Returning Officer

45-Kamalpur Assembly Constituency

FORM 20
FINAL RESULT SHEET
[SEE RULE 56C(2)(C)]

RETURN TO THE TRIPURA LAGISLATIVE ASEMBLY FROM THE 46-SURMA(SC) ASSEMBLY CONSTITUENCY

PART I

(To be used both in Parliamentary and Assembly Election)

Total No of Electors in Assembly Constituency ...30290

Name of the Assembly / Segment 46-Surma(SC).....

(In the case of election from a Parliamentary Constituency)

Serial No. of Polling Station	No. of valid votes cast in favour of							Total of valid votes	No of rejected votes	Total	No of tendered votes
	Nishi Kanta Sarkar	Sukha Ranjan Das	Sudhir Das	Biswanath Rabidas	Sunil Chandra Das	Pradip Malakar	Hiralal Das				
1	2	3	4	5	6	7	8	9	10	11	12
1	30	516	429	7	6	11	8	1007	0	1007	Nil
2	21	559	616	14	10	19	25	1264	0	1264	Nil
3	22	404	609	11	4	5	10	1065	0	1065	Nil
4	3	101	324	3	1	4	2	438	0	438	Nil
5	16	354	489	6	11	3	8	887	0	887	Nil
6	13	321	384	9	4	6	3	740	0	740	Nil
7	14	461	538	5	3	13	10	1044	0	1044	Nil
8	37	462	717	9	14	16	10	1265	0	1265	Nil
9	16	347	522	5	6	10	12	918	0	918	Nil
10	19	460	564	21	7	4	7	1082	0	1082	Nil
11	11	290	486	3	4	4	11	809	0	809	Nil
12	10	367	389	5	7	3	9	790	0	790	Nil
13	3	158	123	3	1	2	1	289	0	289	Nil
14	3	99	99	0	1	1	7	210	0	210	Nil
15	39	347	598	12	6	6	21	1029	0	1029	Nil
16	77	362	317	5	1	7	12	781	0	781	Nil
17	27	469	504	6	13	7	12	1038	0	1038	Nil
18	12	259	303	6	9	16	14	619	0	619	Nil
19	14	460	563	10	6	8	14	1075	0	1075	Nil
20	2	452	297	8	1	7	5	772	0	772	Nil
21	10	346	349	2	6	6	7	726	0	726	Nil
22	9	331	409	6	6	8	5	774	0	774	Nil
23	18	440	499	8	9	4	8	986	0	986	Nil
24	23	362	581	9	6	5	5	991	0	991	Nil
25	22	240	289	5	1	3	4	564	0	564	Nil
26	38	443	583	2	5	15	9	1095	0	1095	Nil
27	22	502	460	9	3	8	7	1011	0	1011	Nil
28	14	436	400	3	2	3	7	865	0	865	Nil
29	26	304	446	14	22	10	14	836	0	836	Nil
30	22	425	317	6	6	2	1	779	0	779	Nil
31	6	246	435	5	3	4	9	708	0	708	Nil
32	25	263	559	16	11	17	34	925	0	925	Nil
Total No. of votes recorded at Polling Stations	624	11584	14198	233	195	237	311	27382	0	27382	Nil
No of votes recorded on postal ballot papers (To be filled in the case of election from an Assembly Constituency)	2	127	161	2	4	0	1	297	37	334	Nil
Total votes polled	626	11711	14359	235	199	237	312	27679	37	27716	Nil

Place: Kamalpur Class XII School

[Signature]
Assistant Returning Officer

FORM 20
FINAL RESULT SHEET
[SEE RULE 56C(2)(C)]

ELECTION TO THE TRIPURA LAGISLATIVE ASEMBLY FROM THE 47-Salema (S.T.) ASSEMBLY CONSTITUENCY

PART I

(To be used both in Parliamentary and Assembly Election)

Total No of Electors in Assembly Constituency : 29114


Name of the Assembly / Segment

(In the case of election from a Parliamentary Constituency)

Serial No. of Polling Station	No. of valid votes cast in favour of						Total of valid votes	No of rejected votes	Total	No of tendered votes
	Prasanta Debbarma	Mahendra Debbarma	Jadumohan Tripura	Bipul Debbarma	Bishu Debbarma	Radhacharan Debbarma				
1	2	3	4	5	6	7	8	9	10	11
1	453	22	460	14	5	21	975		975	Nil
2	632	31	583	7	6	28	1287	0	1287	Nil
3	497	15	336	5	2	8	863	0	863	Nil
4	416	15	279	6	2	22	740	0	740	Nil
5	267	33	378	10	5	16	709	0	709	Nil
6	218	8	146	6	3	11	392	0	392	Nil
7	366	14	169	6	2	10	567	0	567	Nil
8	431	31	362	7	6	64	901	0	901	Nil
9	411	28	237	8	4	11	699	0	699	Nil
10	404	31	299	3	5	8	750	0	750	Nil
11	330	10	215	2	6	35	598	0	598	Nil
12	230	4	155	4	1	26	420	0	420	Nil
13	38	2	28	0	0	2	70	0	70	Nil
14	442	22	285	12	6	28	795	0	795	Nil
15	520	26	374	6	4	17	947	0	947	Nil
16	347	18	300	2	2	8	675	0	675	Nil
17	482	28	305	5	6	13	838	0	838	Nil
18	482	13	425	3	7	11	941	0	941	Nil
19	465	9	262	0	1	8	745	0	745	Nil
20	406	14	277	6	1	8	712	0	712	Nil
21	508	13	384	5	1	20	931	0	931	Nil
22	282	6	210	3	4	0	505	0	505	Nil
23	559	18	278	9	4	27	895	0	895	Nil
24	314	19	121	4	12	13	483	0	483	Nil
25	79	2	101	5	1	9	197	0	197	Nil
26	383	13	352	5	7	10	770	0	770	Nil
27	323	11	126	6	3	16	485	0	485	Nil
28	194	3	70	1	1	1	270	0	270	Nil
29	91	2	23	0	0	1	117	0	117	Nil
30	352	8	159	3	3	5	530	0	530	Nil
31	387	22	317	3	4	12	745	0	745	Nil
32	148	9	209	4	5	6	381	0	381	Nil
33	464	7	307	3	4	8	793	0	793	Nil
34	350	12	318	5	7	16	708	0	708	Nil
35	630	26	403	13	15	29	1116	0	1116	Nil
36	301	3	282	2	0	10	598	0	598	Nil
37	369	15	375	6	4	8	777	0	777	Nil
38	226	6	197	6	2	11	448	0	448	Nil
39	314	27	287	21	13	31	693	0	693	Nil
40	45	2	56	3	1	5	112	0	112	Nil
Total No. of votes recorded at Polling Stations	14156	596	10450	219	164	593	26178	0	26178	Nil
No of votes recorded on postal ballot papers (To be filled in the case of election from an Assembly Constituency)	198	9	109	3	0	2	321	76	397	Nil
Total votes polled	14354	605	10559	222	164	595	26499	76	26575	Nil

Place : Kamalpur Class XII School

Date : 07.03/2008


 Returning Officer.
 47-Salema (S.T.) Assembly
 Constituency.

FORM -20
FINAL RESULT SHEET
[See Rule 56C (2)C]

Election to the Tripura Legislative Assembly from the 48-Kulal (ST) Assembly Constituency
(PART-I)


(To be used both for Parliamentary and Assembly Elections)

Total No. of Electors in Assembly Constituency :

Sr. No. of Polling Station	No. of valid Votes cast in favour of					Total Valid Votes	No. of Rejected Votes	Total	Number of Tender Votes.
	KALPA MOHAN TRIPURA, B.J.P.	BIJOY KUMAR HRANGKHWAL, I.N.P.T.	SABITRI DEBBARMA, C.P.I.(M).	PAJHYA KUMAR DEBBARMA, L.J.P.	RAJYARAM TRIPURA, INDEPENDENT				
1	2	3	4	5	6	7	8	9	10
48/1	18	433	466	13	16	946	0	946	0
48/2	11	406	669	17	7	1110	0	1110	0
48/3	27	422	373	6	7	835	0	835	0
48/4	18	240	217	1	4	480	0	480	0
48/5	24	399	362	3	4	792	0	792	0
48/5(A)	27	423	228	7	4	689	0	689	0
48/6	20	458	528	13	16	1035	0	1035	0
48/7	19	410	431	7	8	875	0	875	0
48/8	36	349	261	6	5	657	0	657	0
48/9	16	631	222	11	38	918	0	918	0
48/10	5	58	44	3	12	122	0	122	0
48/11	12	386	262	18	29	707	0	707	0
48/12	17	187	534	17	18	773	0	773	0
48/13	18	191	339	24	10	582	0	582	0
48/14	48	573	435	10	16	1082	0	1082	0
48/15	26	661	652	10	18	1367	0	1367	0
48/16	4	167	277	3	1	452	0	452	0
48/17	25	401	665	39	60	1190	0	1190	0
48/18	35	100	133	9	12	289	0	289	0
48/19	5	76	293	3	5	382	0	382	0
48/20	22	88	232	6	21	369	0	369	0
48/21	4	124	139	8	7	282	0	282	0

4S/22	10	111	74	5	17	217	0	217	0
4S/23	12	241	206	7	16	482	0	482	0
4S/24	22	254	321	4	6	607	0	607	0
4S/25	35	268	523	22	29	877	0	877	1
4S/25(A)	4	328	231	4	7	574	0	574	0
4S/26	10	104	285	7	21	427	0	427	0
4S/27	6	124	187	7	17	341	0	341	0
4S/28	10	222	290	8	6	536	0	536	0
4S/29	3	113	150	5	1	272	0	272	0
4S/30	19	336	219	12	54	640	0	640	0
4S/31	19	619	319	12	21	990	0	990	0
4S/32	3	347	410	10	4	774	0	774	0
4S/33	17	283	260	10	21	591	0	591	0
4S/34	24	502	269	10	27	832	0	832	0
4S/35	29	510	138	2	5	684	0	684	0
4S/36	14	281	260	3	9	567	0	567	0
4S/37	48	369	158	10	18	603	0	603	0
4S/38	23	320	323	22	36	724	0	724	0
4S/38(A)	14	192	264	15	28	513	0	513	0
4S/39	16	412	389	7	18	842	0	842	0
4S/39(A)	14	321	386	3	10	734	0	734	0
4S/40	39	541	511	6	14	1111	0	1111	0
4S/40(A)	26	400	413	33	32	904	0	904	0
4S/41	22	426	313	14	25	800	0	800	0
Total Number of votes recorded at Polling Stations	876	14807	14661	472	760	31576	0	31576	1
No of Votes recorded on Postal Ballot Papers	1	137	168	0	1	307	60	307	0
Total votes Polled	877	14944	14829	472	761	31883	60	31883	1

Place :- Ambassa
Date :- 07/03/2005


 (KIRAN GITTE, IAS)
 Returning officer 48-Kulai (ST) AC
 (Sub-Divisional Magistrate)
 Ambassa Divisional Office
 4S-Kulai (ST) AC
 (Sub-Divisional Magistrate)
 Ambassa

ANNEXURE XLI
(CHAPTER XIV, PARA 26.9)
FORM - 20
FINAL RESULT SHEET
[SEE RULE 56C(2)(C)]

ELECTION TO THE TRIPURA LEGISLATIVE ASSEMBLY.
FROM THE 49-CHAWMANU (ST) ASSEMBLY CONSTITUENCY.

PART - I


Total Number of Electors in Assembly Constituency :- 29,125 Nos.

Name of the Assembly :- 49 - Chawmanu (ST) Assembly Constituency.


Serial No. of Polling Station	No. of valid votes cast in favour of					Total of valid votes	No. of rejected Votes	Total	No. of tendered Votes
	Sri Khanna Marak NCP	Sri Jagat Jyoti Chakma BJP	Sri Nirajoy Tripura CPI(M)	Sri Shyama Charan Tripura INPT	Sri Bihari Baishnab (Tripura)Independent				
1	2	3	4	5	6	7	8	9	10
49/1	16	7	420	322	13	778	0	778	C
49/2	5	16	359	470	12	862	0	862	C
49/3	4	18	374	479	12	887	0	887	C
49/4	9	7	178	193	3	390	0	390	C
49/5	4	5	321	250	14	594	0	594	C
49/6	8	8	255	352	16	639	0	639	C
49/7	7	19	483	332	24	865	0	865	C
49/8	9	18	561	385	29	1002	0	1002	C
49/9	16	23	539	482	18	1078	0	1078	C
49/10	15	13	268	249	32	577	0	577	1
49/11	10	20	425	470	22	947	0	947	C
49/12	5	8	258	246	7	524	0	524	C
49/13	3	32	463	340	24	862	0	862	C
49/14	10	15	241	251	12	529	0	529	C
49/15	2	19	462	368	13	864	0	864	C
49/16	4	15	361	251	12	643	0	643	C
49/17	2	10	186	241	15	454	0	454	C
49/18	23	13	530	275	13	854	0	854	1

[Signature]
Retaining Office
* Chawmanu (ST) Assembly Constituency

49/19	18	20	557	460	88	1143	0	1143	0
49/20	14	10	637	362	32	1055	0	1055	0
49/21	28	15	860	389	53	1345	0	1345	0
49/22	11	12	499	277	23	822	0	822	0
49/23	2	4	199	146	14	365	0	365	0
49/24	9	40	471	262	50	832	0	832	0
49/24-A	15	7	404	248	45	719	0	719	0
49/25	22	15	382	283	69	771	0	771	0
49/26	0	1	18	96	3	118	0	118	0
49/27	2	5	65	136	19	227	0	227	0
49/28	8	7	166	145	29	355	0	355	0
49/29	13	14	144	119	41	331	0	331	0
49/30	2	2	45	296	20	365	0	365	0
49/31	7	3	22	147	15	194	0	194	0
49/32	2	4	39	186	20	251	0	251	0
49/33	13	7	83	128	25	256	0	256	0
49/34	4	4	84	157	25	274	0	274	0
49/35	12	12	49	150	20	243	0	243	0
49/36	38	16	224	362	63	703	0	703	0
49/37	8	53	116	227	18	422	0	422	0
49/38	8	36	51	103	21	219	0	219	0
49/39	13	15	307	340	25	700	0	700	0
49/40	3	18	119	139	25	304	0	304	0
Total No. of votes recorded at Polling Station.	404	586	12225	11114	1034	25363	0	25363	2
Total No. of votes recorded on Postal Ballot Papers	16	0	104	114	0	234	34	268	0
Total Votes Polled	420	586	12329	11228	1034	25597	34	25631	2


 Pravin Kumar
 21/08/08
 Pravin Kumar Officer
 49-Chawnanu (ST) Assembly Constituency
 Longtharai P.O., Chingthang
 Dhalo, Tripura.

ANNEXURE XLI
[CHAPTER XIV, PARA 26.9]
FORM 20
FINAL RESULT SHEET
[SEE RULE 56C(2)(C)]




ELECTION TO THE TRIPURA LEGISLATIVE ASSEMBLY CONSTITUENCY FROM THE **50-PABIACHERRA (SC)** ASSEMBLY CONSTITUENCY
PART I

Total No. of Electors in Assembly Constituency : **36898**

Name of the Assembly Constituency : **50 - Pabiacherra (SC)**

Serial No. of Polling Station	No. of valid votes cast in favour of					Total of valid votes	No. of rejected votes	Total	No. of tendered votes
	2	3	4	5	6				
	Pharindra Das	Bidhubhushan Malakar	Bhagaban Das	Uttam Das	Sukumari Malakar				
50/1	150	261	8	8	23	450		450	
50/2	329	517	8	8	12	874		874	
50/3	493	578	11	3	3	1088		1088	
50/4	216	521	15	5	13	770		770	
50/5	570	522	19	7	26	1144		1144	
50/6	300	540	22	10	20	892		892	
50/7	447	498	26	10	10	991		991	
50/8	611	546	25	11	12	1205		1205	
50/9	518	493	11	9	22	1053		1053	
50/10	325	275	4	11	7	622		622	
50/11	361	581	14	7	17	980		980	
50/12	652	496	28	8	6	1190		1190	
50/13	641	691	57	13	26	1428		1428	
50/14	546	587	35	8	15	1191		1191	




Name of the Assembly constituency : 50 Pablacherra (SC)

Serial No. of Polling Station	No. of valid votes cast in favour of					Total of valid votes	No. of rejected votes	Total	No. of tendered votes
	2	3	4	5	6				
1	Phanindra Das	Bidhubhushan Malakar	Bhagaban Das	Uttam Das	Sukumari Malakar	7	8	9	10
50/15	468	587	20	4	21	1100		1100	
50/16	359	317	7	3	18	704		704	
50/17	433	472	31	10	67	1013		1013	
50/18	181	164	11	6	11	373		373	
50/19	258	309	9	3	5	584		584	
50/20	440	519	25	0	6	990		990	
50/21	498	573	15	7	19	1112		1112	
50/22	322	348	26	4	18	718		718	
50/23	190	271	7	1	2	471		471	
50/24	301	261	6	3	14	585		585	
50/25	442	413	23	2	10	890		890	
50/26	377	390	16	7	10	800		800	
50/27	247	315	31	5	7	605		605	
50/28	263	228	15	7	22	535		535	
50/29	374	452	30	8	23	887		887	
50/30	257	374	20	4	11	666		666	
50/31	305	403	14	11	20	753		753	
50/32	590	508	46	12	28	1184		1184	

(Handwritten signature)

Name of the Assembly Constituency : 50 - Pabiacherra (SC)



Serial No. of Polling Station	No. of valid votes cast in favour of					Total of valid votes	No. of rejected votes	Total	No. of tendered votes
	2	3	4	5	6				
	Phanindra Das	Bidhubhushan Malakar	Bhagaban Das	Uttam Das	Sukumari Malakar				
50/33	121	547	12	5	17	702		702	
50/34	116	117	6	1	4	244		244	
50/35	317	359	25	12	17	730		730	
50/36	264	369	9	5	11	658		658	
50/37	177	291	12	1	2	483		483	
50/38	306	376	8	11	13	714		714	
50/39	152	198	9	7	6	372		372	
50/40	198	429	19	12	19	677		677	
50/41	186	87	9	6	6	294		294	
50/42	224	285	16	11	17	553		553	
50/43	174	58	20	4	10	266		266	
Total No. of votes recorded at Polling Stations	14699	17126	780	290	646	33541		33541	
No. of votes recorded on postal ballot papers	189	228	1	NIL	2	420	64	484	
Total votes polled	14888	17354	781	290	648	33961	64	34025	

Place : Kailashahar

Date : 7/3/2008

Returning Officer
50 - Pabiacherra (SC) Assemb. Constituency
Kailashahar, North Tripura

(M. U. AHMED)
Returning Officer
for

50-Pabiacherra (SC) 51-February 2008



ANNEXURE XLI
[CHAPTER XIV, PARA 26.9]
FORM 20
FINAL RESULT SHEET
[SEE RULE 56C(2)(C)]

ELECTION TO THE TRIPURA LEGISLATIVE ASSEMBLY CONSTITUENCY FROM THE **51-FATIKROY (GEN)** ASSEMBLY CONSTITUENCY
PART I

Total No. of Electors in Assembly Constituency : **30574**

Name of the Assembly Constituency : **51 - Fatikroy (Gen)**

Serial No. of Polling Station	No. of valid votes cast in favour of								Total of valid votes	No. of rejected votes	Total	No. of tendered votes
	2	3	4	5	6	7	8	9				
	Sijoy Roy	Bireswar Singha	Sunil Chandra Das	Jyotirmoy Deb	Pratik Sen	Prancy Bhusan Basak	Basuzeb Ghosh	Rathindra Debnath				
51/1	551	11	312	6	4	3	6	20	913		913	
51/2	564	9	143	4	2	3	9	32	766		766	
51/3	239	28	208	4	1	1	5	6	492		492	
51/4	481	12	354	4	1	3	6	10	871		871	
51/5	308	18	409	25	6	3	1	27	797		797	
51/6	226	8	398	2	1	2	1	17	655		655	
51/7	393	5	445	4	5	4	2	7	865		865	
51/8	314	6	274	1	3	4	0	16	618		618	
51/9	438	8	537	4	4	2	1	15	1009		1009	
51/10	418	8	327	2	1	5	2	20	783		783	
51/11	218	9	249	1	1	0	1	11	490		490	
51/12	443	10	213	4	1	3	5	19	698		698	
51/13	428	13	211	1	2	3	0	20	678		678	
51/14	395	6	277	6	1	3	6	12	706		706	

(Signature)

Name of the Assembly Constituency : 51 - Fatikroy (Gen)



Serial No. of Polling Station	No. of valid votes cast in favour of								Total of valid votes	No. of rejected votes	Total	No. of tendered votes
	2	3	4	5	6	7	8	9				
1	Bijoy Roy	Bireswar Singha	Sunil Chandra Das	Jyotirmoy Deb	Pratik Sen	Pranoy Bhusan Basak	Basudeb Ghosh	Rathindra Deb Nath	10	11	12	13
51/15	115	12	86	0	1	0	1	2	217		217	
51/16	268	5	263	1	1	0	1	6	545		545	
51/17	399	5	282	0	1	0	2	7	696		696	
51/18	551	10	324	1	4	3	7	13	913		913	
51/19	287	9	286	2	4	2	2	9	601		601	
51/20	546	10	453	1	3	2	6	10	1031		1031	
51/21	295	16	288	4	3	5	6	22	639		639	
51/22	551	11	341	5	6	1	5	8	928		928	
51/23	481	20	559	3	8	5	8	20	1104		1104	
51/24	551	36	439	11	5	7	11	39	1099		1099	
51/25	401	14	340	3	1	5	4	19	787		787	
51/26	340	15	281	4	1	1	4	9	655		655	
51/27	488	9	209	2	3	3	7	40	761		761	
51/28	307	16	269	1	1	3	4	8	609		609	
51/29	605	47	557	5	6	11	8	10	1249		1249	
51/30	416	17	586	4	5	1	0	14	1043		1043	
51/31	304	27	319	4	2	3	14	21	694		694	
51/32	326	18	424	4	0	3	5	14	794		794	
51/33	398	72	290	10	1	4	8	26	809		809	

(Handwritten mark)

Name of the Assembly Constituency : **51 - Fatikroy (Gen)**

S. No. of Polling Station	No. of valid votes cast in favour of								Total of valid votes	No. of rejected votes	Total	No. of tendered votes	
	1	2	3	4	5	6	7	8					9
	Bijoy Roy	Bireswar Singha	Sunil Chandra Das	Jyotirmoy Deb	Pratik Sen	Pranoy Bhusan Basak	Basudeb Ghosh	Rathindra Debnath					
51/34	290	19	317	3	1	0	18	20	668		668		
51/35	626	29	458	4	2	7	9	11	1146		1146		
51/36	328	44	317	4	2	1	13	11	720		720		
Total No. of votes recorded at Polling Stations	14289	612	12045	144	94	106	188	571	28049		28049		
No. of votes recorded on postal ballot papers (To be filled in the case of election from an Assembly Constituency)	168	5	99	0	0	1	0	1	274	40	314		
Total votes polled	14457	617	12144	144	94	107	188	572	28323	40	28363		

Place : Kailashahar

Date : 7/3/2008



(Signature)
 Returning Officer
 51 - Fatikroy (Gen) Assembly Constituency
 Kailashahar : North Tripura

(M. U. AHMED)
 Returning Officer
 for
 50-Pabisherra (SC) & 51-Fatikroy (Gen) A/C's
 (Addl. Sub-Divisional Magistrate)
 Kailashahar : North Tripura

ANNEXURE XLI
[CHAPTER XIV, PARA 26.9]
FORM 20
FINAL RESULT SHEET
[SEE RULE 56C(2)(C)]

ELECTION TO THE TRIPURA LEGISLATIVE ASSEMBLY CONSTITUENCY FROM THE **52-CHANDIPUR (GEN)** ASSEMBLY CONSTITUENCY
PART I

Total No. of Electors in Assembly Constituency **33698**

Name of the Assembly Constituency : **52 - Chandipur (Gen)**

Serial No. of Polling Station	No. of valid votes cast in favour of						Total of valid votes	No. of rejected votes	Total	No. of tendered votes
	2	3	4	5	6	7				
	Kaberi Sinha	Tapan Chakraborty	Rudrendu Bhattacharjee	Chiranjib Bhattacharjee	Subhendu Das	Rudra Kanta Sinha				
52/1	33	530	166	5	10	18	762	0	762	0
52/2	23	401	312	9	2	13	760	0	760	0
52/3	11	232	143	1	1	3	391	0	391	0
52/4	17	543	346	7	7	17	937	0	937	0
52/5	53	765	359	17	3	19	1216	0	1216	0
52/6	17	373	169	6	4	9	578	0	578	0
52/7	77	558	442	34	31	63	1205	0	1205	0
52/8	22	609	338	9	3	19	1000	0	1000	0
52/9	41	876	425	16	14	35	1407	0	1407	0
52/10	31	332	389	18	14	38	822	0	822	0
52/11	44	441	185	5	8	9	692	0	692	0
52/12	14	387	182	6	7	8	604	0	604	0
52/13	17	645	364	34	10	17	1087	0	1087	0
52/14	12	414	280	12	9	7	734	0	734	0

Name of the Assembly Constituency : 52 - Chandipur (Gen)


Serial No. of Polling Station	No. of valid votes cast in favour of						Total of valid votes	No. of rejected votes	Total	No. of tendered votes
	2	3	4	5	6	7				
1	Kaberi Sinha	Tapan Chakraborty	Rudrendu Bhattacharjee	Chiranjib Bhattacharjee	Subhendu Das	Rudra Kanta Sinha	8	9	10	11
52/15	12	467	268	3	6	4	760	0	760	0
52/16	26	237	243	3	2	8	519	0	519	0
52/17	26	496	305	15	14	27	883	0	883	0
52/18	3	293	143	4	4	8	455	0	455	0
52/19	25	476	337	1	1	12	852	0	852	0
52/20	13	784	164	9	6	11	987	0	987	0
52/21	24	570	414	25	3	15	1051	0	1051	0
52/22	15	326	359	4	4	9	717	0	717	0
52/23	20	469	382	6	2	12	891	0	891	0
52/24	15	518	296	8	1	7	845	0	845	0
52/25	12	622	333	10	4	13	994	0	994	0
52/26	15	410	121	4	2	16	568	0	568	0
52/27	10	501	246	2	5	5	769	0	769	0
52/28	25	467	495	5	2	9	1003	0	1003	0
52/29	27	530	633	35	9	17	1251	0	1251	0
52/30	14	276	192	2	4	2	490	0	490	0
52/31	12	221	232	6	5	4	480	0	480	0
52/32	31	462	583	14	2	15	1107	0	1107	0

Name of the Assembly Constituency : 52 - Chandipur (Gen)

Serial No. of Polling Station	No. of valid votes cast in favour of						Total of valid votes	No. of rejected votes	Total	No. of tendered votes
	2	3	4	5	6	7				
	Kaberi Sinha	Tapan Chakraborty	Rudrendu Bhattacharjee	Chiranjib Bhattacharjee	Subhendu Das	Rudra Kanta Sinha				
52/33	22	401	262	6	1	7	699	0	699	0
52/34	14	476	411	15	7	8	931	0	931	0
52/35	19	329	154	53	6	6	567	0	567	0
52/36	22	731	592	40	8	15	1408	0	1408	0
52/37	14	210	181	2	4	9	420	0	420	0
Total No. of votes recorded at Polling Stations	828	17378	11446	451	225	514	30842	0	30842	
No. of votes recorded on postal ballot papers (To be filled in the case of election from an Assembly Constituency)	6	187	85	0	1	0	279	46	325	
Total votes polled	834	17565	11531	451	226	514	31121	46	31167	

Place : Kailashahar

Date : 7/3/2008


 Asstt. Returning Officer
 52 - Chandipur (Gen) Assembly Constituency
 Kailashahar : North Tripura

ANNEXURE XLI
[CHAPTER XIV, PARA 26.9]

FORM 20
FINAL RESULT SHEET

[SEE RULE 56C(2)(C)]

ELECTION TO THE TRIPURA LEGISLATIVE ASSEMBLY CONSTITUENCY FROM THE **53-KAILASHAHAR (GEN)** ASSEMBLY CONSTITUENCY
PART I

Total No. of Electors in Assembly Constituency : **37181**

Name of the Assembly Constituency : **53 - Kailashahar (Gen)**

Serial No. of Polling Station	No. of valid votes cast in favour of						Total of valid votes	No. of rejected votes	Total	No. of tendered votes
	2	3	4	5	6	7				
	Jayanta Chakraborty	Birajit Sinha	Santosh Debroy	Abdul Matin	Kanailal Roy	Samsar Ali				
53/1	300	301	9	0	2	3	615	0	615	0
53/2	135	283	2	2	4	5	431	0	431	0
53/3	436	498	12	4	6	10	966	0	966	0
53/4	273	333	12	0	6	5	629	0	629	0
53/5	450	382	7	3	4	9	855	0	855	0
53/6	442	538	11	2	3	12	1008	0	1008	0
53/7	381	258	4	2	2	8	655	0	655	0
53/8	474	716	17	11	4	3	1225	0	1225	0
53/9	389	489	12	4	1	8	903	0	903	0
53/10	357	634	7	2	5	3	1008	0	1008	0
53/11	387	750	14	10	3	16	1180	0	1180	0
53/12	451	429	5	6	6	5	902	0	902	0
53/13	438	440	4	3	0	13	898	0	898	0
53/14	446	171	7	3	2	14	643	0	643	0

Name of the Assembly Constituency : **53 - Kailashahar (Gen)**

Serial No. of Polling Station	No. of valid votes cast in favour of						Total of valid votes	No. of rejected votes	Total	No. of tendered votes
	2	3	4	5	6	7				
	Jayanta Chakraborty	Birajit Sinha	Santosh Debroy	Abdul Matin	Kanailal Roy	Samsar Ali				
53/15	373	376	5	1	3	1	759	0	759	0
53/16	270	340	7	1	2	6	626	0	626	0
53/17	544	344	5	3	7	19	922	0	922	0
53/18	350	394	7	2	1	6	760	0	760	0
53/19	357	320	1	1	2	3	684	0	684	0
53/20	414	595	8	2	5	10	1034	0	1034	2
53/21	525	714	9	2	7	24	1281	0	1281	0
53/22	210	282	8	0	1	4	505	0	505	0
53/23	503	419	10	3	4	7	946	0	946	0
53/24	519	394	10	1	3	11	938	0	938	0
53/25	575	458	24	3	4	5	1069	0	1069	0
53/26	600	486	27	1	4	15	1133	0	1133	0
53/27	359	397	14	1	3	5	779	0	779	0
53/28	480	355	13	2	2	4	856	0	856	0
53/29	223	149	2	0	2	1	377	0	377	0
53/30	421	361	9	2	12	2	807	0	807	0
53/31	367	327	22	2	1	9	728	0	728	0
53/32	343	355	12	1	2	10	723	0	723	0
53/33	579	362	18	3	10	7	979	0	979	0

Name of the Assembly Constituency : **53 - Kailashahar (Gen)**

Serial No. of Polling Station	No. of valid votes cast in favour of						Total of valid votes	No. of rejected votes	Total	No. of tendered votes
	2	3	4	5	6	7				
	Jayanta Chakraborty	Birajit Sinha	Santosh Debroy	Abdul Matin	Kanailal Roy	Samsar Ali				
53/34	431	609	28	0	3	11	1082	0	1082	0
53/35	391	639	22	1	1	4	1058	0	1058	0
53/36	535	421	8	4	6	24	998	0	998	0
53/37	284	397	10	0	2	7	700	0	700	0
53/38	267	369	19	3	1	8	667	0	667	0
53/39	233	468	11	1	5	8	726	0	726	0
53/40	227	174	9	4	3	18	435	0	435	0
Total No. of votes recorded at Polling Stations	15739	16727	441	96	144	343	33490	0	33490	2
No. of votes recorded on postal ballot papers (To be filled in the case of election from an Assembly Constituency)	349	292	5	0	0	0	646	44	690	0
Total votes polled	16088	17019	446	96	144	343	34136	44	34180	2

Place : **Kailashahar**
Date : **7/3/2008**

Returning Officer
53 - Kailashahar (Gen) Assembly Constituency
Kailashahar : North Tripura

FORM 20
FINAL RESULT SHEET
[SEE RULE 56(2)(C)]

RETURN TO THE TRIPURA LEGISLATIVE ASSEMBLY 2008 FROM THE 54-KURTI ASSEMBLY CONSTITUENCY
PART-1

(To be used both for Parliamentary and Assembly Election)
Total No of Electors In Assembly Constituency/Segment :- 32145
Name of the Assembly/Segment :- 54-Kurti Assembly Constituency.

Sl. No. of Polling Station	No of Valid Vote Cast in favour of							Total of Valid Votes	Number of Rejected Votes	Total	Number of Tended Votes
	Fayzur Rahaman	Mahammad Narul Haque	Sankar Kodai	Nikhil Roy	Md. Farman Ali	Abdul Matin Choudhury	Md. Abdul Rob				
1	2	3	4	5	6	7	8	9	10	11	
1	458	21	5	2	3	523	10	1022	0	1022	0
2	469	17	21	6	3	275	23	814	0	814	0
3	370	42	17	6	10	255	37	737	0	737	0
4	488	19	4	7	1	413	10	942	0	942	0
5	566	34	9	5	5	258	34	911	0	911	0
6	451	34	22	11	4	311	20	853	0	853	0
7	429	31	12	5	12	312	10	811	0	811	0
8	342	39	7	13	2	174	8	585	0	585	0
9	540	97	5	10	3	545	14	1214	0	1214	0
10	397	62	5	4	2	155	11	636	0	636	0
11	424	204	3	7	1	177	15	831	0	831	0
12	232	26	3	3	6	301	6	577	0	577	0
13	333	80	4	7	6	394	13	837	0	837	0
14	374	31	14	7	5	387	34	852	0	852	0
15	237	25	8	6	10	246	13	545	0	545	0
16	388	53	10	2	5	271	16	745	0	745	0
17	557	62	11	6	1	507	18	1162	0	1162	0
18	294	13	9	3	3	291	13	626	0	626	0
19	289	11	1	1	0	206	6	514	0	514	0
20	727	38	23	39	11	371	21	1230	0	1230	0

(Signature)
(Subrata Debbarma)
Returning Officer
54-Kurti & ... A/Cs
(Sub-Division ... (Sub-Division ...
Dharmamandir ... Division
North ... pura

No. of Polling Station	No of Valid Vote Cast in favour of							Total of Valid Votes	Number of Rejected Votes	Total	Number of Tended Votes
	Fayzur Rahaman	Mahammad Narul Haque	Sankar Kodal	Nikhil Roy	Md. Farman Ali	Abdul Matin Choudhury	Md. Abdul Rob				
1	2	3	4	5	6	7	8	9	10	11	
21	647	48	17	47	5	242	10	1016	0	1016	0
22	504	32	11	11	8	515	18	1099	0	1099	0
23	307	21	3	1	1	238	5	576	0	576	0
24	348	26	11	6	4	265	5	665	0	665	0
25	329	15	11	2	0	232	11	600	0	600	0
26	367	18	12	13	9	357	13	789	0	789	0
27	188	23	2	47	2	291	5	558	0	558	0
28	343	27	21	3	5	392	9	800	0	800	0
29	301	64	27	4	2	381	11	790	0	790	0
30	554	262	48	9	8	213	21	1115	0	1115	0
31	521	43	28	8	9	603	25	1237	0	1237	0
32	361	73	52	2	3	275	21	787	0	787	0
33	524	120	30	6	7	358	21	1066	0	1066	0
34	544	73	59	9	6	334	36	1061	0	1061	0
Total no. of votes recorded at Polling Station	14203	1784	525	318	162	11068	543	28603	0	28603	0
No. of votes recorded on postal ballot papers	134	12	2	0	2	41	1	192	18	210	0
Total votes polled	14337	1796	527	318	164	11109	544	28795	18	28813	0

RETURNING OFFICER
54-KURTI ASSEMBLY CONSTITUENCY
DHARMANAGAR : NORTH TRIPURA
Sub-Divisional Officer
Dharmaganar Sub-Division
North Tripura

FORM 20
FINAL RESULT SHEET
[SEE RULE 56(2)(C)]

ELECTION TO THE TRIPURA LEGISLATIVE ASSEMBLY 2008 FROM THE 55-KADAMTALA ASSEMBLY CONSTITUENCY
PART-1

(To be use both for Paliamentary and Assembly Election)

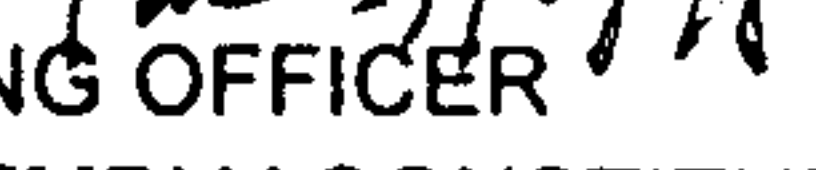
Total No of Electors In Assembly Constituency/Segment :- 31828

Name of the Assembly/Segment :- 55-Kadamtala Assembly Constituency.

Sl. No. of Polling Station	No of Valid Vote Cast In favour of							Total of Valid Votes	Number of Rejected Votes	Total	Number of Tendered Votes
	JYOTIRMOY NATH	BIJITA NATH	SUKANTA NATH	ABDUL HACHIB	FAZLUR RAHAMAN	MAZIR UDDIN	APURBA NATH				
1	2	3	4	5	6	7	8	9	10	11	
1	226	390	34	1	1	2	3	657	0	657	0
2	420	358	77	5	4	5	13	882	0	882	0
3	427	297	34	1	2	9	8	778	0	778	0
4	391	351	35	3	1	2	5	788	0	788	0
5	409	429	21	2	8	2	7	878	0	878	0
6	582	455	18	1	15	5	7	1083	0	1083	0
7	535	433	15	9	4	3	18	1017	0	1017	0
8	228	248	10	11	7	3	7	514	0	514	0
9	413	246	20	9	9	3	5	705	0	705	0
10	378	208	7	21	54	2	8	678	0	678	0
11	588	401	29	1	21	5	11	1056	0	1056	0
12	362	254	41	46	15	7	5	730	0	730	0
13	395	612	28	170	12	16	27	1260	0	1260	0
14	349	346	61	69	4	3	13	845	0	845	0
15	430	592	21	191	10	10	11	1265	0	1265	0
16	319	263	12	112	43	19	12	780	0	780	0
17	322	334	12	78	4	7	13	770	0	770	0
18	374	437	18	27	4	4	9	873	0	873	0
19	351	400	97	10	3	3	4	868	0	868	0
20	296	302	39	182	6	6	14	845	0	845	0
21	282	448	24	1	1	6	10	772	0	772	0

Returning Officer,
55-Kadamtala Assembly Constituency
(Sub-Divisional Magistrate)
Dharmnagar, North Tripura.

Sl. No. of Polling Station	No of Valid Vote Cast in favour of							Total of Valid Votes	Number of Rejected Votes	Total	Number of Tendered Votes
	AYOTIRMOY NATH	BIJITA NATH	SUKANTA NATH	ABDUL HACHIB	FAZLUR RAHAMAN	MAZIR UDDIN	APURBA NATH				
1	2	3	4	5	6	7	8	9	10	11	
	306	437	39	3	5	42	18	850	0	850	0
	262	402	14	5	5	4	6	698	0	698	0
24	468	362	21	2	1	1	16	871	0	871	0
25	315	210	28	2	2	7	4	568	0	568	0
26	359	377	43	3	1	0	5	788	0	788	0
27	489	522	54	2	1	5	19	1092	0	1092	0
28	211	281	12	2	4	1	11	522	0	522	0
29	403	356	43	1	5	4	10	822	0	822	0
30	382	353	57	5	2	4	6	809	0	809	0
31	508	609	33	1	9	11	5	1176	0	1176	0
32	186	183	16	2	0	12	3	402	0	402	0
33	237	322	12	6	0	8	7	592	0	592	0
34	239	295	17	1	0	6	1	559	0	559	0
Total no of votes recorded at Polling Station	12442	12513	1042	985	263	227	321	27793	0	27793	0
No. of votes recorded on postal ballot papers	86	143	2	0	1	1	1	234	26	260	0
Total votes polled	12528	12656	1044	985	264	228	322	28027	26	28053	0


 RETURNING OFFICER
 55-KADAMTALA ASSEMBLY CONSTITUENCY
 DHARMANAGAR : NORTH TRIPURA
Returning Officer
 55-Kadamtala Assembly Constituency,
 (Sub-Divisional Magistrate)
 Dharmanagar, North Tripura.

FORM 20
FINAL RESULT SHEET

[SEE RULE 56C(2)(C)]

ELECTION TO THE TRIPURA LEGISLATIVE ASSEMBLY 2008, FROM THE 56-DHARMANAGAR ASSEMBLY CONSTITUENCY
PART 1

(To be used both for Parliamentary and Assembly Election)

Total No of Electors In Assembly Constituency/Segment: - 34,380

Name of the Assembly/Segment: - 56-Dharmanagar Assembly Constituency


Sl No of Polling Station	No of Valid Votes Cast in favour of							Total of Valid Votes	No of Rejected Votes	Total	No of Tended Votes
	Amitabha Datta	Tamal Kanti Deb	Biswabandhu Sen	Anamika Roy (Saha)	Gopal Krishna Deb	Anjan Suklabaidya	Sanjay Choudhury				
1	2	3	4	5	6	7	8	9	10	11	12
1	312	63	408	5	0	3	4	798	0	798	0
2	412	23	354	1	3	5	2	810	0	810	0
3	438	16	439	1	4	4	12	924	0	924	0
4	287	8	233	0	4	3	5	540	0	540	0
5	285	22	299	2	2	2	3	615	0	615	0
6	279	9	388	4	2	1	5	689	0	689	0
7	242	19	359	2	1	3	1	626	0	626	0
8	415	17	343	1	3	3	10	792	0	792	0
9	433	26	511	13	5	5	7	1000	0	1000	0
10	392	6	442	2	4	1	4	851	0	851	0
11	367	50	408	10	3	2	4	844	0	844	0
12	563	68	479	6	5	8	15	1148	0	1148	0
13	372	15	273	1	3	3	5	676	0	676	0
14	242	14	364	7	5	3	5	640	0	640	0
15	401	44	562	4	2	5	5	1023	0	1023	0
16	274	13	397	5	4	4	5	706	0	706	0
17	388	17	496	2	3	3	10	919	0	919	0
18	363	10	353	3	2	1	5	744	0	744	0
19	246	14	366	3	0	2	1	632	0	632	0
20	317	15	447	4	1	1	2	787	0	787	0


07/03/08
U. Ram Mandal)
Returning Officer

56-Dharmanagar Sub-Division
Sub-Divisional Magistrate
Dharmanagar Sub-Division
North Tripura

Signature of Returning Officer
Date: 07/03/08

21	337	17	559	2	2	6	5	928	0	928	0
22	274	16	322	0	5	1	3	621	0	621	0
23	364	14	587	5	3	7	10	990	0	990	0
24	344	17	530	7	6	3	3	910	0	910	0
25	269	13	476	4	2	4	4	772	0	772	0
25(A)	199	9	311	2	0	1	5	528	0	528	0
26	326	20	505	0	1	1	2	855	0	855	0
27	249	13	308	2	0	2	1	575	0	575	0
28	429	16	366	6	9	1	9	836	0	836	0
29	543	13	444	4	4	5	12	1025	0	1025	0
30	145	8	245	3	1	3	1	406	0	406	0
31	356	14	429	7	2	2	6	826	0	826	0
32	497	10	592	2	5	3	10	1119	0	1119	0
33	183	9	187	0	2	2	1	384	0	384	0
34	293	17	218	1	1	4	5	539	0	539	0
35	335	22	372	2	2	6	4	743	0	743	0
36	158	46	285	1	3	2	0	495	0	495	0
37	255	22	406	2	4	0	2	691	0	691	0
38	549	33	621	4	2	2	4	1215	0	1215	0
Total No. of Votes Recorded at Polling Stations	13149	797	15694	143	110	117	212	30222	0	30222	0
No of Votes Recorded on Postal Ballot Papers	428	8	293	0	0	0	1	730	41	771	
Total Votes Polled	13577	805	15987	143	110	117	213	30952	41	30993	0


 U. Ram Mandar
 Returning Officer
 56-1, ...
 ...
 ...


 ...
 ...
 ...

[SEE RULE 56C(2)(C)]

ELECTION TO THE TRIPURA LEGISLATIVE ASSEMBLY 2008 FROM THE 57-JUBARAJNAGAR ASSEMBLY CONSTITUENCY
PART 1

(To be used both for Parliamentary and Assembly Election)

Total No of Electors In Assembly Constituency/Segment: - 30,865

Name of the Assembly/Segment: - 57-Jubrajnagar Assembly Constituency

Sl. No. of Polling Station	No of Valid Vote Cast In favour of				Total of Valid Votes	Number of Rejected Votes	Total	Number of Tendered Votes
	Pijush Nath	Biva Rani Nath	Ramendra Ch. Debnath	Ramesh Ch. Debnath				
1	2	3	4	5	6	7	8	9
1	29	586	451	13	1079	0	1079	0
2	22	577	383	10	992	0	992	0
3	10	417	425	14	866	0	866	0
4	26	404	441	19	890	0	890	0
5	32	630	482	30	1174	0	1174	0
6	19	377	610	29	1035	0	1035	0
7	22	325	307	11	665	0	665	0
8	15	273	381	5	674	0	674	0
9	13	147	163	7	330	0	330	0
10	4	117	353	7	481	0	481	0
11	31	498	462	7	998	0	998	0
12	11	279	397	4	691	0	691	0
13	12	287	500	17	816	0	816	0
14	6	477	390	5	878	0	878	0
15	28	600	749	15	1392	0	1392	0
16	14	513	487	5	1019	0	1019	0
17	4	344	611	15	974	0	974	0
18	4	222	315	5	546	0	546	0
19	11	464	450	7	932	0	932	0
20	6	450	533	9	998	0	998	0
21	12	535	664	25	1236	0	1236	0


(Handwritten signature)

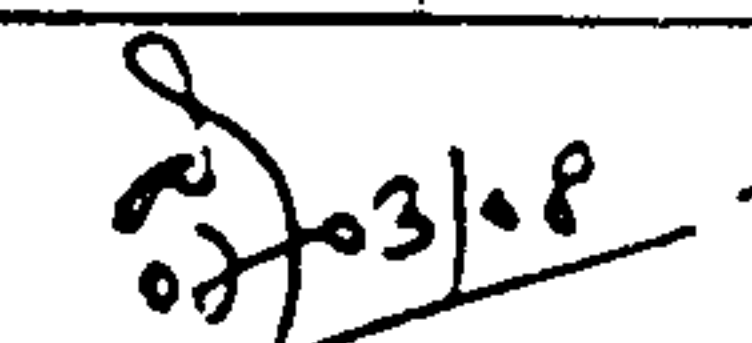
(Uttam Mandal)

56-Dharmasagar
 (Add. ...)
 Dharmasagar

(Handwritten signature)

22	11	353	412	5	781	0	781	0
23	14	447	471	18	950	0	950	2
24	27	400	470	11	908	0	908	2
25	30	526	690	9	1255	0	1255	2
26	23	674	726	21	1444	0	1444	2
27	9	254	312	6	581	0	581	2
28	14	374	379	11	778	0	778	2
29	8	262	406	23	699	0	699	2
30	19	545	504	24	1092	0	1092	2
31	7	321	340	7	675	0	675	2
32	4	305	295	20	624	0	624	2
Total no. of votes recorded at Polling Stations	497	12983	14559	414	28453	0	28453	2
No. of votes recorded on Postal Ballot papers	3	111	151	1	266	2	268	2
Total votes polled	500	13094	14710	415	28719	2	28721	2


 (U: tam Mandal)
 Returning Officer
 S6-Dharmanagar S7-Juharejnagar AICs
 (Addl. sub-Divisional Magistrate)
 Dharmanagar sub-Division
 North Tripura


 ASSTT. RETURNING OFFICER
 (BLOCK DEVELOPMENT OFFICER)
 PANISAGAR RD BLOCK
 NORTH TRIPURA

Final Result Sheet (Form 20) of last Assembly Election, 2008
FORM NO-20
[See rule 56(2) (C)]
Final Result Sheet

Total No. of electors in Assembly Constituency / Segment - 37911
Name of Assembly Segment - 58-Pecharthal (ST) Assembly Constituency

Sl No. of Polling Station	No. of Votes cast in favour of							Total Valid Votes	No. of Rejected Votes	Total	No. of Tendered Votes
	Arun Kumar Chakma [CPI(M)]	Mani Sankar Chakma (BJP)	Sushil Kumar Chakma (INC)	Karna Dhan Chakma (AB)	Jainaham Reang (AIFB)	Bosirung Reang [CPI(ML)L]	Binoy Reang (IND)				
58/1	491	18	537	8	3	10	31	1098	0	1098	
58/2	374	8	248	14	3	4	37	688	0	688	
58/3	366	14	234	11	7	7	16	655	0	655	
58/4	829	30	454	27	10	15	43	1408	0	1408	
58/5	443	14	457	4	1	5	9	933	0	933	
58/6	372	18	215	4	3	2	5	619	0	619	
58/7	598	14	458	5	3	9	23	1110	0	1110	
58/8	455	13	277	4	2	6	17	774	0	774	
58/9	302	8	222	19	3	3	15	572	0	572	
58/10	554	17	316	4	3	11	18	923	0	923	
58/11	369	15	419	10	24	9	24	870	0	870	
58/12	371	10	284	18	7	3	11	704	0	704	
58/13	302	3	213	4	3	1	14	540	0	540	
58/14	173	2	142	6	0	4	4	331	0	331	
58/15	428	27	315	8	16	5	27	826	0	826	
58/15(A)	273	6	337	4	8	4	6	638	0	638	
58/16	244	5	221	9	3	10	12	504	0	504	
58/17	460	15	366	2	14	3	4	864	0	864	
58/18	344	11	255	5	2	6	6	629	0	629	
58/19	497	30	527	5	4	11	12	1086	0	1086	
58/20	527	24	537	23	11	5	26	1153	0	1153	
58/21	478	14	464	9	6	3	16	990	0	990	
58/22	610	13	404	5	25	5	11	1073	0	1073	
58/23	327	10	254	13	5	5	17	631	0	631	
58/24	342	23	420	10	61	11	12	879	0	879	
58/25	218	12	235	5	10	6	19	505	0	505	

58/26	251	11	212	12	6	6	17	515	0	515	
58/27	270	5	209	0	3	4	12	503	0	503	
58/28	205	5	249	12	3	0	5	479	0	479	
58/29	244	4	316	9	2	1	10	686	0	686	
58/30	222	5	317	1	1	4	15	465	0	465	
58/31	316	7	241	22	3	4	10	603	0	603	
58/32	383	2	247	3	2	0	9	646	0	646	
58/33	341	21	207	2	1	5	14	591	0	591	
58/34	294	8	220	9	2	3	12	548	0	548	
58/35	339	15	228	2	14	11	34	643	0	643	
58/36	301	7	245	11	0	3	12	579	0	579	
58/37	322	7	195	5	3	2	7	541	0	541	
58/38	224	12	195	11	2	8	14	466	0	466	
58/39	431	10	470	11	9	8	44	983	0	983	
58/40	405	9	153	10	11	12	45	675	0	675	
58/41	276	12	157	11	8	17	27	518	0	518	
58/42	233	1	175	0	0	0	1	410	0	410	
58/43	185	7	305	5	2	0	8	512	0	512	
58/44	358	7	362	3	1	5	14	750	0	750	
58/45	173	10	174	7	3	5	11	383	0	383	1
58/46	213	7	233	7	7	9	10	551	0	551	
58/47	376	16	342	12	5	8	37	796	0	796	
Total No. of Votes Recorded at Polling Station	17109	562	14368	401	325	278	803	33846	0	33846	
No. of Votes recorded on Postal ballot Papers	101	4	92	1	3	1	1	203	2	205	
Total Votes Polled	17210	566	14460	402	328	279	804	34049	2	34051	1


 Returning Officer
 58-PECHARTHAL (ST) A/C

FORM 20

FINAL RESULT SHEET

(SEE RULE 56C(2) (C))

ELECTION TO THE TRIPURA LEGISLATIVE ASSEMBLY - 59 PANISAGR

PART - I

Total number of Electors in Assembly Constituency							31385				
Name of the Assembly Segment							59 Panisagar				
Serial No of Polling Station	No of Valid Votes cast in favour of						Total of Valid Votes	No of rejected Votes	Total	No of Tendered Votes	
	Dhananjay Debnath	Radhika Ranjan Das	Subodh Das	Narayan Malakar	Noor Islam	Pijush Kanti Debnath					
1	39	402	459	13	3	11	927		927		
2	4	252	233	3	11	27	530	0	530		
3	41	405	416	19	10	10	901		901		
4	38	327	516	2	30	27	940		940		
5	23	335	489	3	8	9	867		867		
6	46	428	469	8	4	14	969		969		
7	38	209	357	8	1	7	620		620		
8	6	262	270	2	3	12	555		555		
9	12	345	326	17	0	12	712		712		
10	30	105	112	2	0	4	253		253		
11	26	513	409	8	8	14	978		978		
12	44	506	685	21	5	11	1272		1272		
13	26	526	239	3	1	14	809		809		
14	12	317	284	8	1	14	636		636		
15	14	253	330	3	3	5	608		608		
16	39	544	525	4	5	17	1134		1134		
17	18	463	437	5	2	11	936		936		

No of Valid Votes cast in favour of

Serial No of Polling Station	No of Valid Votes cast in favour of						Total of Valid Votes	No of rejected Votes	Total	No of Tendered Votes
	Dhananjay Debnath	Radhika Ranjan Das	Subodh Das	Narayan Malakar	Noor Islam	Pijus Kant Debnath				
18	19	328	314	2	1	9	673		673	
19	41	385	339	8	3	8	784		784	
19A	19	332	399	4	1	8	763		763	
20	19	480	736	3	6	14	1258		1258	
21	36	337	398	4	5	14	794		794	
22	27	443	481	29	0	16	996		996	
23	12	371	544	22	3	13	965		965	
24	44	291	359	5	2	5	706		706	
25	32	391	428	7	4	11	873		873	
26	12	156	233	3	2	17	423		423	
27	13	159	161	2	5	19	359		359	
28	11	289	243	8	9	26	586		586	
29	19	334	503	20	13	44	933		933	
30	8	216	312	10	5	14	565		565	
31	17	505	503	15	4	24	1068		1068	
32	11	212	296	6	5	0	530		530	
33	6	130	310	2	4	7	459		459	
34	8	390	518	5	0	38	959		959	
35	14	214	155	7	4	26	420		420	
Total No. of Votes recorded at Polling Stations	824	12155	13788	291	171	532	27761		27761	
No. of Votes recorded on Postal Ballot Papers	0	79	154	1	0	0	234	37	234	2
Total Votes Polled	824	12234	13942	292	171	532	27995	37	27995	

Place: Charmanagar
Date: 17-Mar-68

Returning Officer
59 Panisagar Assembly Constituency
(B. Bhattacharya)
B. BHATTACHARYA
Returning Officer,
59-Panisagar Assembly Constituency.

Format for Result Sheet (Form 20) of last Assembly Election, 2008

FORM NO-20

[See rule 56(2) (C)]

Final Result Sheet

Total No. of electors in Assembly Constituency / Segment - 32802

Name of Assembly Segment 60-Kanchanpur (ST) Assembly Constituency

Sl No. of Polling Station	No. of Votes cast in favour of					Total Valid Votes	No. of Rejected Votes	Total	No. of Tendered Votes
	Upendra Reang (BJP)	Rajendra Reang CPI(M)	Sanjit Kumar Reang(INC)	Karna Dhan Chakma (AB)	Binoy Reang (IND)				
60/1	29	486	361	9	17	902		902	
60/2	12	272	411	3	6	704		704	
60/3	10	429	360	7	8	814		814	
60/4	17	503	467	6	11	1004		1004	
60/5	21	624	538	24	30	1237		1237	
60/6	28	396	544	5	6	979		979	
60/7	13	454	429	6	22	924		924	
60/8	25	469	580	17	17	1108		1108	
60/9	17	435	468	7	11	938		938	
60/10	32	422	286	11	25	776		776	
60/11	8	188	299	13	19	527		527	
60/12	7	230	400	8	8	653		653	
60/13	21	298	401	7	17	744		744	
60/14	14	290	316	8	12	640		640	
60/15	13	253	365	25	37	693		693	
60/16	19	355	385	6	18	784		784	
60/17	16	271	394	19	14	714		714	
60/18	2	58	106	3	4	173		173	
60/19	11	231	219	7	17	485		485	
60/20	9	269	202	1	8	489		489	
60/21	8	703	442	8	10	1171		1171	
60/22	13	369	386	5	11	784		784	
60/23	15	573	499	23	17	1127		1127	
60/24	9	313	335	12	5	674		674	
60/25	27	468	431	25	26	977		977	

(Handwritten signature and date)
 20/11/08

60/26	6	340	438	6	16	806		806	
60/27	5	228	220	4	1	458		458	
60/28	10	228	284	12	20	562		562	
60/29	5	136	118	8	14	281		281	
60/30	7	396	140	7	17	567		567	
60/31	10	284	158	6	23	481		481	
60/32	1	53	35	0	3	92		92	
60/33	11	352	251	5	12	631		631	
60/34	10	364	272	13	23	682		682	
60/35	29	795	362	24	80	1290		1290	
60/36	8	327	194	5	12	546		546	
60/37	6	262	333	6	23	630		630	
60/38	9	141	222	20	36	428		428	
60/39	10	77	145	6	11	249		249	
60/40	6	27	170	5	6	214		214	
60/41	4	130	221	1	2	358		358	
60/42	6	295	131	1	5	438		438	
Total No. of Votes Recorded at Polling Station	539	13795	13318	394	688	28734	0	28734	
No. of Votes recorded on Postal ballot Papers	4	157	131	3	1	296	26	322	
Total Vores Polled	543	13952	13449	397	689	29030	26	29056	

Returning Officer
60-Kanchanpur (ST) A/C