

FORM 20 FINAL RESULT SHEET

ELECTION TO THE LEGISLATIVE ASSEMBLY

Total No. of Electors in Assembly Constituency/segment38447
Name of Assembly/segment ...1-Simna (ST) Assembly Election

Serial No. Of Polling Station		No of Valid Votes Cast in favour of				Total of Valid Votes	No. Of Rejected Votes	NOTA	Total	No. Of Tendered Votes
		Kumodh Debbarma	Binod Debbarma	Brishaketu Debbarma	Jiten Debbarma					
1	1	304	490	115	8	917	0	8	925	0
2	2	169	151	184	4	508	0	11	519	0
3	3	342	268	87	10	707	0	15	722	0
4	4	254	179	188	5	626	0	12	638	0
5	5	39	55	602	7	703	0	4	707	0
6	6	313	329	93	13	748	0	16	764	0
7	7	35	252	384	7	678	0	9	687	0
8	8	45	84	421	6	556	0	7	563	0
9	9	44	69	495	7	615	0	3	618	0
10	10	25	33	554	10	622	0	5	627	0
11	11	64	54	788	10	916	0	8	924	0
12	12	102	140	266	9	517	0	5	522	0
13	13	218	304	75	11	608	0	9	617	0
14	14	229	152	56	6	443	0	8	451	0
15	15	272	340	78	5	695	0	9	704	0
16	16	221	193	67	6	487	0	9	496	0
17	17	235	317	15	6	573	0	5	578	0
18	18	55	51	666	4	776	0	8	784	0
19	19	431	307	16	4	758	0	15	773	0
20	20	298	275	24	3	600	0	4	604	0
21	21	285	236	42	6	569	0	10	579	0
22	22	380	152	203	12	747	0	22	769	0
23	23	404	260	32	15	711	0	13	724	0
24	24	74	29	489	11	603	0	9	612	0
25	25	49	63	711	13	836	0	12	848	0

FORM 20 FINAL RESULT SHEET

ELECTION TO THE LEGISLATIVE ASSEMBLY

Total No. of Electors in Assembly Constituency/segment38447
Name of Assembly/segment ...1-Simna (ST) Assembly Election

Serial No. Of Polling Station		No of Valid Votes Cast in favour of				Total of Valid Votes	No. Of Rejected Votes	NOTA	Total	No. Of Tendered Votes
		Kumodh Debbarma	Binod Debbarma	Brishaketu Debbarma	Jiten Debbarma					
26	26	18	40	511	10	579	0	8	587	0
27	27	17	33	165	3	218	0	5	223	0
28	28	7	32	236	6	281	0	5	286	0
29	29	33	54	735	13	835	0	12	847	0
30	30	57	29	700	11	797	0	14	811	0
31	31	48	44	561	10	663	0	11	674	0
32	32	196	59	600	9	864	0	13	877	0
33	33	31	54	872	19	976	0	14	990	0
34	34	51	100	633	26	810	0	10	820	0
35	35	15	39	818	13	885	0	12	897	0
36	36	3	37	499	7	546	0	3	549	0
37	37	22	30	846	10	908	0	3	911	0
38	38	13	11	615	3	642	0	6	648	0
39	39	14	19	605	3	641	0	3	644	0
40	40	50	21	835	6	912	0	7	919	0
41	41	27	23	532	6	588	0	3	591	0
42	42	6	13	581	5	605	0	3	608	0
43	43	47	9	377	4	437	0	10	447	0
44	44	10	35	575	8	628	0	5	633	0
45	45	10	12	652	1	675	0	6	681	0
46	46	43	32	736	12	823	0	7	830	0
47	47	19	24	815	7	865	0	12	877	0
48	48	27	12	783	13	835	0	7	842	0
49	49	9	11	406	3	429	0	1	430	0
50	50	19	21	825	8	873	0	5	878	0

FORM 20 FINAL RESULT SHEET

ELECTION TO THE LEGISLATIVE ASSEMBLY

Total No. of Electors in Assembly Constituency/segment38447
Name of Assembly/segment ...1-Simna (ST) Assembly Election

Serial No. Of Polling Station	No of Valid Votes Cast in favour of				Total of Valid Votes	No. Of Rejected Votes	NOTA	Total	No. Of Tendered Votes
	Kumodh Debbarma	Binod Debbarma	Brishaketu Debbarma	Jiten Debbarma					
Total EVM Votes	5679	5577	22164	414	33834	0	421	34255	0
Total Postal Ballot Votes	132	86	593	4	815	45	1	861	0
Total Votes Polled	5811	5663	22757	418	34649	45	422	35116	0

Place:-

Simna (ST)

[Signature]
2/3/2023
RETURNING OFFICER
1-Simna (ST)

Returning Officer,
for 1-Simna (ST), Assembly Constituency
General Election to the TLA-2023
Mohanpur, West Tripura.

FORM 20 FINAL RESULT SHEET

ELECTION TO THE LEGISLATIVE ASSEMBLY

Total No. of Electors in Assembly Constituency/segment46869

Name of Assembly/segment ...2-Mohanpur Assembly Election

Serial No. Of Polling Station		No of Valid Votes Cast in favour of				Total of Valid Votes	No. Of Rejected Votes	NOTA	Total	No. Of Tendered Votes
		Prasanta Sen Chowdhury	Ratan Lal Nath	Tapas Dey	Joy Kumar Deb					
1	1	303	780	12	11	1106	0	17	1123	0
2	2	169	526	8	8	711	0	4	715	0
3	3	292	572	10	10	884	0	8	892	0
4	4	35	225	340	9	609	0	7	616	0
5	5	163	307	16	3	489	0	3	492	0
6	6	108	280	215	9	612	0	9	621	0
7	7	230	378	187	11	806	0	11	817	0
8	8	184	407	11	16	618	0	9	627	0
9	9	192	482	2	6	682	0	2	684	0
10	10	329	632	7	12	980	0	3	983	0
11	11	462	376	9	21	868	0	14	882	0
12	12	367	323	12	9	711	0	13	724	0
13	13	101	117	239	4	461	0	2	463	0
14	14	9	31	531	2	573	0	1	574	0
15	15	25	94	418	0	537	0	3	540	0
16	16	133	225	5	2	365	0	3	368	0
17	17	193	520	9	13	735	0	7	742	0
18	18	230	516	9	12	767	0	7	774	0
19	19	417	712	16	16	1161	0	11	1172	0
20	20	278	557	3	2	840	0	4	844	0
21	21	332	543	2	5	882	0	6	888	0
22	22	195	302	10	15	522	0	6	528	0
23	23	215	449	8	14	686	0	6	692	0
24	24	374	559	9	6	948	0	9	957	0
25	25	324	469	13	5	811	0	11	822	0

Handwritten signature and date
2/3/23

FORM 20 FINAL RESULT SHEET

ELECTION TO THE LEGISLATIVE ASSEMBLY

Total No. of Electors in Assembly Constituency/segment46869
Name of Assembly/segment ...2-Mohanpur Assembly Election

Serial No. Of Polling Station		No of Valid Votes Cast in favour of				Total of Valid Votes	No. Of Rejected Votes	NOTA	Total	No. Of Tendered Votes
		Prasanta Sen Chowdhury	Ratan Lal Nath	Tapas Dey	Joy Kumar Deb					
26	26	294	481	14	20	809	0	17	826	0
27	27	247	404	3	6	660	0	10	670	0
28	28	253	486	4	10	753	0	6	759	0
29	29	227	581	9	10	827	0	4	831	0
30	30	392	504	16	21	933	0	14	947	0
31	31	384	523	10	14	931	0	8	939	0
32	32	259	572	8	9	848	0	3	851	0
33	33	179	829	12	17	1037	0	3	1040	0
34	34	323	617	12	18	970	0	9	979	0
35	35	319	502	22	15	858	0	14	872	0
36	36	432	587	7	8	1034	0	5	1039	0
37	37	294	521	15	15	845	0	10	855	0
38	38	139	277	3	1	420	0	1	421	0
39	39	351	364	11	11	737	0	4	741	0
40	40	363	413	11	13	800	0	10	810	0
41	41	8	92	636	6	742	0	2	744	0
42	42	13	75	447	2	537	0	1	538	0
43	43	10	197	508	4	719	0	1	720	0
44	44	10	74	323	7	414	0	5	419	0
45	45	1	49	754	5	809	0	6	815	0
46	46	11	33	772	8	824	0	5	829	0
47	47	3	46	601	4	654	0	2	656	0
48	48	8	36	645	3	692	0	1	693	0
49	49	12	43	619	1	675	0	2	677	0
50	50	13	24	514	6	557	0	3	560	0


FORM 20 FINAL RESULT SHEET

ELECTION TO THE LEGISLATIVE ASSEMBLY

Total No. of Electors in Assembly Constituency/segment46869
Name of Assembly/segment ...2-Mohanpur Assembly Election

Serial No. Of Polling Station		No of Valid Votes Cast in favour of				Total of Valid Votes	No. Of Rejected Votes	NOTA	Total	No. Of Tended Votes
		Prasanta Sen Chowdhury	Ratan Lal Nath	Tapas Dey	Joy Kumar Deb					
51	51	24	38	772	5	839	0	4	843	0
52	52	24	51	635	2	712	0	5	717	0
53	53	12	122	674	7	815	0	6	821	0
54	54	11	53	540	3	607	0	1	608	0
55	55	1	68	576	4	649	0	6	655	0
56	56	24	84	507	3	618	0	5	623	0
Total EVM Votes		10301	19128	11781	479	41689	0	349	42038	0
Total Postal Ballot Votes		287	535	497	4	1323	73	3	1399	0
Total Votes Polled		10588	19663	12278	483	43012	73	352	43437	0

Place:- Mohanpur


 RETURNING OFFICER
 Returning Officer,
 2-Mohanpur
 for 2-Mohanpur Assembly Constituency
 General Election to the TLA-2023
 Mohanpur, West Tripura.

FORM 20 FINAL RESULT SHEET

ELECTION TO THE LEGISLATIVE ASSEMBLY

Total No. of Electors in Assembly Constituency/segment~~46947~~
Name of Assembly/segment ...3-Bamutia (SC) Assembly Election



Serial No. Of Polling Station	No of Valid Votes Cast in favour of						Total of Valid Votes	No. Of Rejected Votes	NOTA	Total	No. Of Tendered Votes	
	Krishnadhan Das	Nayan Sarkar	Nihar Ranjan Sarkar	Nitai Sarkar	Babul Bairagi	Biplab Das						
1	1	405	194	9	1	0	8	617	0	10	627	0
2	2	468	381	13	5	3	4	874	0	11	885	0
3	3	380	401	14	7	8	8	818	0	8	826	0
4	4	164	314	4	3	3	13	501	0	9	510	0
5	5	512	527	11	8	1	17	1076	0	1	1077	0
6	6	529	600	21	6	2	14	1172	0	11	1183	0
7	7	325	336	3	3	4	8	679	0	6	685	0
8	8	167	340	6	5	3	4	525	0	6	531	0
9	9	400	349	13	10	1	8	781	0	9	790	0
10	10	341	261	13	7	2	7	631	0	13	644	0
11	11	435	357	7	2	2	14	817	0	9	826	0
12	12	160	192	5	8	0	4	369	0	1	370	0
13	13	357	313	7	15	5	16	713	0	14	727	0
14	14	292	425	15	5	3	10	750	0	10	760	0
15	15	331	294	7	34	1	5	672	0	3	675	0
16	16	315	367	10	5	0	13	710	0	6	716	0
17	17	344	473	10	23	1	4	855	0	8	863	0
18	18	454	446	13	130	2	7	1052	0	13	1065	0
19	19	55	74	11	507	3	7	657	0	6	663	0
20	20	627	585	18	6	5	16	1257	0	10	1267	0
21	21	220	333	5	75	4	7	644	0	10	654	0
22	22	327	397	6	26	3	5	764	0	4	768	0
23	23	212	273	23	1	1	8	518	0	7	525	0
24	24	483	470	20	4	4	10	991	0	9	1000	0

FORM 20 FINAL RESULT SHEET

ELECTION TO THE LEGISLATIVE ASSEMBLY

Total No. of Electors in Assembly Constituency/segment46947

Name of Assembly/segment ...3-Bamutia (SC) Assembly Election

Serial No. Of Polling Station		No of Valid Votes Cast in favour of						Total of Valid Votes	No. Of Rejected Votes	NOTA	Total	No. Of Tendered Votes
		Krishnadhan Das	Nayan Sarkar	Nihar Ranjan Sarkar	Nitai Sarkar	Babul Bairagi	Biplab Das					
25	25	397	513	14	4	4	10	942	0	13	955	0
26	26	299	605	15	7	3	13	942	0	13	955	0
27	27	405	393	14	2	1	7	822	0	8	830	0
28	28	428	524	18	4	8	9	991	0	8	999	0
29	29	270	375	11	0	3	9	668	0	9	677	0
30	30	365	425	16	2	5	11	824	0	14	838	0
31	31	303	333	13	5	1	4	659	0	7	666	0
32	32	361	478	5	3	1	3	851	0	10	861	0
33	33	462	323	11	13	4	6	819	0	15	834	0
34	34	263	492	16	1	1	10	783	0	10	793	0
35	35	267	272	9	0	2	1	551	0	2	553	0
36	36	261	406	5	1	2	9	684	0	9	693	0
37	37	260	303	8	2	0	3	576	0	6	582	0
38	38	454	481	19	4	4	3	965	0	10	975	0
39	39	488	522	13	12	1	4	1040	0	11	1051	0
40	40	511	559	15	5	4	13	1107	0	20	1127	0
41	41	376	394	12	5	1	5	793	0	7	800	0
42	42	480	586	14	5	3	4	1092	0	17	1109	0
43	43	355	491	16	5	5	5	877	0	8	885	0
44	44	282	237	13	446	10	11	999	0	10	1009	0
45	45	302	357	15	7	1	1	683	0	5	688	0
46	46	233	215	7	156	6	9	626	0	14	640	0
47	47	269	330	13	1	2	7	622	0	9	631	0
48	48	137	91	14	768	5	4	1019	0	2	1021	0




FORM 20
FINAL RESULT SHEET

ELECTION TO THE LEGISLATIVE ASSEMBLY

Total No. of Electors in Assembly Constituency/segment46947
Name of Assembly/segment ...3-Bamutia (SC) Assembly Election

Serial No. Of Polling Station	No of Valid Votes Cast in favour of						Total of Valid Votes	No. Of Rejected Votes	NOTA	Total	No. Of Tendered Votes
	Krishnadhan Das	Nayan Sarkar	Nihar Ranjan Sarkar	Nitai Sarkar	Babul Bairagi	Biplab Das					
49 49	33	23	9	657	11	5	738	0	8	746	0
50 50	289	346	7	8	3	5	658	0	9	667	0
51 51	209	219	11	146	7	6	598	0	4	602	0
52 52	430	351	10	31	1	4	827	0	3	830	0
53 53	173	173	6	113	2	2	469	0	4	473	0
Total EVM Votes	17665	19519	613	3309	162	400	41668	0	459	42127	0
Total Postal Ballot Votes	428	600	22	169	3	2	1224	96	14	1334	0
Total Votes Polled	18093	20119	635	3478	165	402	42892	96	473	43461	0

Place:- Bamutia (SC)


 RETURNING OFFICER
 3-Bamutia (SC)
 for 3-Bamutia (SC) Assembly Constituency
 General Election to the TLA-2023
 Mohanpur, West Tripura.

FORM-20
FINAL RESULT SHEET
[SEE RULE 56C(2)(C)]
ELECTION TO THE TRIPURA LEGISLATIVE ASSEMBLY-2023
PART-1

[To be used both for Parliamentary and Assembly Election]
Total No. of Electors in Assembly Constituency : 46736
Name of the Assembly Constituency : **4-Barjala(SC)**

Sl. No. of Polling Station	Number of Vaild Votes Cast in favour of		Total of Vaild Votes	No. of rejected votes	NOTA	Total	Number of Tendered Votes
	Dr. Dilip Kr.Das, BJP	Sudip Sarkar, CPI(M)					
1	2	3	4	5	6	7	8
1	411	545	956	0	30	986	0
2	250	211	461	0	8	469	0
3	351	443	794	0	14	808	0
4	426	364	790	0	23	813	0
5	197	235	432	0	5	437	0
6	429	512	941	0	27	968	0
7	318	396	714	0	10	724	0
8	430	460	890	0	21	911	0
9	431	614	1045	0	32	1077	0
10	287	315	602	0	11	613	0
11	434	498	932	0	18	950	0
12	287	330	617	0	11	628	0
13	236	284	520	0	9	529	0
14	459	456	915	0	22	937	0
15	593	479	1072	0	35	1107	0
16	409	539	948	0	17	965	0
17	403	419	822	0	15	837	0
18	549	476	1025	0	30	1055	0
19	328	401	729	0	24	753	0
20	406	551	957	0	22	979	0
21	298	411	709	0	15	724	0
22	279	273	552	0	14	566	0
23	361	416	777	0	17	794	0
24	592	603	1195	0	22	1217	0
25	382	538	920	0	15	935	0
26	336	381	717	0	15	732	0
27	563	674	1237	0	26	1263	0
28	496	505	1001	0	19	1020	0
29	696	638	1334	0	29	1363	0
30	333	332	665	0	8	673	0
31	407	470	877	0	31	908	0

hp Returning Officer
4-Barjala (SC) A/C
General Election to Tripura Legislative Assembly-2023
(Director of Land Records & Settlement)
Palace Compound, Sadar, West Tripura.

Sl. No. of Polling Station	Number of Valid Votes Cast in favour of		Total of Valid Votes	No. of rejected votes	NOTA	Total	Number of Tendered Votes
	Dr. Dilip Kr.Das, BJP	Sudip Sarkar, CPI(M)					
32	382	455	837	0	30	867	0
33	468	591	1059	0	35	1094	0
34	308	308	616	0	14	630	0
35	282	248	530	0	11	541	0
36	387	386	773	0	11	784	0
37	479	353	832	0	32	864	0
38	314	353	667	0	18	685	0
39	470	403	873	0	22	895	0
40	227	371	598	0	21	619	0
41	335	316	651	0	11	662	0
42	232	323	555	0	23	578	0
43	161	378	539	0	13	552	0
44	299	288	587	0	16	603	0
45	581	479	1060	0	27	1087	0
46	476	471	947	0	24	971	0
47	424	406	830	0	20	850	0
48	201	242	443	0	13	456	0
49	435	378	813	0	22	835	0
50	369	435	804	0	15	819	0
Total no of votes recorded at Polling Stations	19207	20953	40160	0	973	41133	0
No. of votes recorded on postal ballot papers	490	533	1023	0	28	1051	0
Total votes polled	19697	21486	41183	0	1001	42184	0

Place: U. K. Academy, Agartala

Date: 02.03.2023

Returning Officer
4-Barjala (SC) Assembly Constituency
(Director, Land Records & Settlement)

Return Date: 02/03/23
Returning Officer
4-Barjala (SC) AC
General Election to Tripura Legislative Assembly-2023
(Director of Land Records & Settlement)
Palace Compound, Sadar, West Tripura



ANNEXURE 39
(CHAPTER 15, PARA 15.28.8)

FORM - 20

FINAL RESULT SHEET

[See rule 56C(2)(C)]

ELECTION TO THE HOUSE OF THE PEOPLE FROM THE 1-WEST TRIPURA PARLIAMENTARY CONSTITUENCY

PART I

(To be used both for Parliamentary and Assembly Election)

Total No. of Electors in Assembly Constituency/Segment:- **51278**

Name of Assembly/ Segment **5-Khayerpur** (in case of election from a Parliamentary Constituency)

Serial No. of no. Polling Station of	No. of Valid Votes cast in favour of				Total of Valid Votes	No. of rejected votes	Total 'NOTA' option	Total votes	No. of Tandered votes
	Tejen Das, AITC	Pabitra Kar, CPI(M)	Ratan Chakraborty, (BJP)	Lakshmi Nag (Barman), TMP					
5/1	18	316	401	133	868	0	13	881	0
5/2	12	370	340	7	729	0	9	738	0
5/3	16	414	509	28	967	0	20	987	0
5/4	6	235	419	10	670	0	13	683	0
5/5	12	261	310	6	589	0	4	593	0
5/6	12	325	291	18	646	0	7	653	0
5/7	3	70	94	501	668	0	6	674	0
5/8	8	260	266	13	547	0	4	551	0
5/9	11	366	370	14	761	0	8	769	0
5/10	7	486	341	12	846	0	5	851	0
5/11	10	264	278	12	564	0	4	568	0
5/12	12	324	334	5	675	0	4	679	0
5/13	9	268	327	8	612	0	4	616	0
5/14	15	262	391	11	679	0	7	686	0
5/15	11	332	496	7	846	0	4	850	0
5/16	22	312	474	10	818	0	7	825	0
5/17	19	438	502	13	972	0	7	979	0
5/18	26	554	466	9	1055	0	13	1068	0
5/19	16	322	401	9	748	0	10	758	0
5/20	16	372	390	5	783	0	3	786	0
5/21	20	349	435	8	812	0	10	822	0
5/22	29	377	589	13	1008	0	12	1020	0
5/23	18	287	513	15	833	0	9	842	0
5/24	11	346	393	7	757	0	5	762	0
5/25	28	441	427	5	901	0	8	909	0
5/26	18	418	344	10	790	0	17	807	0
5/27	9	307	342	6	664	0	5	669	0
5/28	20	300	391	5	716	0	8	724	0
5/29	14	352	450	8	824	0	14	838	0
5/30	13	297	404	9	723	0	10	733	0
5/31	12	411	366	17	806	0	13	819	0
5/32	15	349	396	10	770	0	8	778	0
5/33	9	254	107	8	378	0	6	384	0
5/34	16	410	462	8	896	0	16	912	0
5/35	17	401	535	18	971	0	15	986	0
5/36	15	391	464	18	888	0	8	896	0
5/37	11	287	395	9	702	0	4	706	0


 Returning officer
 5-Khayerpur Constituency
 Jirania Sub-Division
 West Tripura.

FORM - 20
FINAL RESULT SHEET

[See rule 56C(2)(C)]

ELECTION TO THE HOUSE OF THE PEOPLE FROM THE **1-WEST TRIPURA** PARLIAMENTARY CONSTITUENCY
PART I

(To be used both for Parliamentary and Assembly Election)
Total No. of Electors in Assembly Constituency/Segment:- **51278**

Name of Assembly/ Segment **5-Khayerpur** (in case of election from a Parliamentary Constituency)

Serial No. of no. Polling Station of	No. of Valid Votes cast in favour of				Total of Valid Votes	No. of rejected votes	Total 'NOTA' option	Total votes	No. of Tandered votes
	Tejen Das, AITC	Pabitra Kar, CPI(M)	Ratan Chakraborty, (BJP)	Lakshmi Nag (Barman), TMP					
5/38	15	369	440	18	842	0	10	852	0
5/39	23	494	519	8	1044	0	16	1060	0
5/40	17	450	536	15	1018	0	4	1022	0
5/41	12	411	605	5	1033	0	7	1040	0
5/42	9	220	427	16	672	0	16	688	0
5/43	17	501	600	14	1132	0	14	1146	0
5/44	20	359	545	14	938	0	10	948	0
5/45	25	350	379	96	850	0	11	861	0
5/46	10	74	145	349	578	0	10	588	0
5/47	9	453	635	9	1106	0	13	1119	0
5/48	11	338	437	10	796	0	7	803	0
5/49	13	383	722	18	1136	0	13	1149	0
5/50	8	48	123	539	718	0	6	724	0
5/51	12	340	506	89	947	0	7	954	0
5/52	24	166	329	420	939	0	19	958	0
5/53	17	200	353	13	583	0	4	587	0
5/54	9	57	109	952	1127	0	6	1133	0
5/55	8	23	30	546	607	0	4	611	0
5/56	11	21	27	321	380	0	8	388	0
5/57	15	31	109	528	683	0	8	691	0
Total No. of Votes recorded at polling Stations:	821	17816	21989	4985	45611	0	513	46124	0
No. of Votes recorded on Postal ballot papers (To be filled in case of election from an Assembly Constituency.)	9	527	464	162	1162	8	7	1233	0
Total Votes Polled	830	18343	22453	5147	46773	8	520	47357	0

Place : U K Academy, Agartala
Date : 2nd March, 2023

Saly 2/23
Returning Officer
5-Khayerpur Assembly Constituency
Returning officer
5-Khayerpur Assembly constituency
Jirania Sub-Division
West Tripura.

FORM 20
FINAL RESULT SHEET

ELECTION TO THE LEGISLATIVE ASSEMBLY

Total No. of Electors in Assembly Constituency/segment52849
Name of Assembly/segment ...6-Agartala Assembly Election

Serial No. Of Polling Station		No of Valid Votes Cast in favour of						Total of Valid Votes	No. Of Rejected Votes	NOTA	Total	No. Of Tended Votes
		Papia Dutta	Sudip Roy Barman	Arnab Roy	Goutam Deb	Mangal Mia	Malin Debbarma					
1	1	252	477	4	3	0	6	742	0	11	753	0
2	2	142	273	4	2	0	10	431	0	22	453	0
3	3	202	395	2	4	3	7	613	0	7	620	0
4	4	279	467	5	4	4	7	766	0	17	783	0
5	5	401	562	3	6	3	1	976	0	6	982	0
6	6	312	516	2	3	2	5	840	0	14	854	0
7	7	389	516	3	3	3	2	916	0	7	923	0
8	8	318	428	5	1	0	4	756	0	9	765	0
9	9	228	387	1	5	0	1	622	0	11	633	0
10	10	275	447	1	3	1	5	732	0	10	742	0
11	11	274	434	6	6	1	3	724	0	17	741	0
12	12	261	417	3	3	0	3	687	0	6	693	0
13	13	162	384	3	4	3	1	557	0	6	563	0
14	14	327	670	4	5	1	5	1012	0	13	1025	0
15	15	242	338	2	0	4	6	592	0	2	594	0
16	16	229	565	3	2	0	2	801	0	5	806	0
17	17	251	574	5	1	0	8	839	0	6	845	0
18	18	350	495	2	1	1	2	851	0	8	859	0
19	19	262	399	7	9	3	4	684	0	8	692	0
20	20	275	355	5	14	2	13	664	0	17	681	0
21	21	386	690	6	8	5	6	1101	0	8	1109	0
22	22	301	399	9	14	2	5	730	0	14	744	0
23	23	255	480	6	3	0	0	744	0	7	751	0
24	24	378	769	6	18	5	5	1181	0	10	1191	0
25	25	323	407	3	11	3	2	749	0	6	755	0

nee
nee

FORM 20 FINAL RESULT SHEET

ELECTION TO THE LEGISLATIVE ASSEMBLY

Total No. of Electors in Assembly Constituency/segment52849
Name of Assembly/segment ...6-Agartala Assembly Election

Serial No. Of Polling Station		No of Valid Votes Cast in favour of						Total of Valid Votes	No. Of Rejected Votes	NOTA	Total	No. Of Tendered Votes
		Papia Dutta	Sudip Roy Barman	Arnab Roy	Goutam Deb	Mangal Mia	Malin Debbarma					
26	26	317	503	4	5	1	6	836	0	17	853	0
27	27	355	450	1	1	2	5	814	0	12	826	0
28	28	170	221	1	4	0	0	396	0	3	399	0
29	29	187	207	2	1	0	0	397	0	3	400	0
30	30	291	455	5	2	1	3	757	0	4	761	0
31	31	182	280	3	1	0	0	466	0	8	474	0
32	32	367	404	1	3	2	0	777	0	13	790	0
33	33	312	472	4	4	1	13	806	0	18	824	0
34	34	197	308	3	1	3	6	518	0	10	528	0
35	35	170	361	4	5	2	12	554	0	13	567	0
36	36	212	287	5	3	0	1	508	0	9	517	0
37	37	376	435	4	8	0	2	825	0	16	841	0
38	38	409	642	7	6	2	4	1070	0	7	1077	0
39	39	379	634	6	5	1	5	1030	0	17	1047	1
40	40	438	633	1	5	3	5	1085	0	5	1090	0
41	41	389	526	2	8	0	9	934	0	8	942	0
42	42	313	543	3	4	1	2	866	0	6	872	0
43	43	216	340	1	3	4	2	566	0	4	570	0
44	44	223	423	3	3	2	1	655	0	7	662	0
45	45	346	488	5	5	2	3	849	0	11	860	0
46	46	433	550	5	1	1	3	993	0	8	1001	0
47	47	261	443	7	1	2	4	718	0	2	720	0
48	48	284	400	5	7	7	3	706	0	11	717	0
49	49	482	542	9	8	6	8	1055	0	21	1076	0
50	50	537	580	4	4	8	7	1140	0	19	1159	0

Page 2

(Signature)
(Tarit Kanti Chakma)
Returning Officer
06-Agartala

ELECTION TO THE LEGISLATIVE ASSEMBLY

Total No. of Electors in Assembly Constituency/segment52849
Name of Assembly/segment ...6-Agartala Assembly Election

Serial No. Of Polling Station		No of Valid Votes Cast in favour of						Total of Valid Votes	No. Of Rejected Votes	NOTA	Total	No. Of Tended Votes
		Papia Dutta	Sudip Roy Barman	Arnab Roy	Goutam Deb	Mangal Mia	Malin Debbarma					
51	51	463	457	3	4	2	4	933	0	9	942	0
52	52	315	459	3	1	2	3	783	0	4	787	0
53	53	377	304	2	2	0	1	686	0	4	690	0
54	54	462	582	8	7	2	3	1064	0	10	1074	0
55	55	525	644	0	5	1	1	1176	0	9	1185	0
56	56	276	460	5	3	0	3	747	0	2	749	0
Total EVM Votes		17338	25877	216	253	104	232	44020	0	537	44557	1
Total Postal Ballot Votes		935	558	4	2	2	9	1510	205	25	1740	0
Total Votes Polled		18273	26435	220	255	106	241	45530	205	562	46297	1

Place:-

Agartala


 RETURNING OFFICER
 6 Agartala

FORM 20 FINAL RESULT SHEET



ELECTION TO THE LEGISLATIVE ASSEMBLY

Total No. of Electors in Assembly Constituency/segment45411
Name of Assembly/segment ...7-Ramnagar Assembly Election

Serial No. Of Polling Station	No of Valid Votes Cast in favour of				Total of Valid Votes	No. Of Rejected Votes	NOTA	Total	No. Of Tendered Votes	
	PUJAN BISWAS	SURAJIT DATTA	Dulal Ghosh	PURUSHUTTAM ROY BARMAN						
1	1	63	677	48	467	1255	0	27	1282	0
2	2	88	583	31	508	1210	0	9	1219	0
3	3	73	596	37	439	1145	0	11	1156	0
4	4	58	616	45	355	1074	0	17	1091	0
5	5	59	595	54	319	1027	0	16	1043	0
6	6	39	515	20	311	885	0	9	894	0
7	7	29	420	15	370	834	0	9	843	0
8	8	26	309	10	276	621	0	4	625	0
9	9	29	483	20	391	923	0	12	935	0
10	10	37	257	19	260	573	0	8	581	0
11	11	16	198	10	237	461	0	4	465	0
12	12	47	444	24	332	847	0	13	860	0
13	13	28	290	14	99	431	0	6	437	0
14	14	76	611	25	345	1057	0	16	1073	0
15	15	16	302	10	215	543	0	5	548	0
16	16	35	289	11	249	584	0	2	586	0
17	17	27	312	22	204	565	0	6	571	0
18	18	77	250	26	346	699	0	8	707	0
19	19	49	341	28	313	731	0	11	742	0
20	20	46	244	15	240	545	0	8	553	0
21	21	53	328	14	389	784	0	14	798	0
22	22	56	493	32	354	935	0	11	946	0
23	23	54	164	24	438	680	0	11	691	0
24	24	33	372	27	247	679	0	11	690	0
25	25	39	174	13	140	366	0	6	372	0

FORM 20 FINAL RESULT SHEET



ELECTION TO THE LEGISLATIVE ASSEMBLY

Total No. of Electors in Assembly Constituency/segment45411
Name of Assembly/segment ...7-Ramnagar Assembly Election

Serial No. Of Polling Station		No of Valid Votes Cast in favour of				Total of Valid Votes	No. Of Rejected Votes	NOTA	Total	No. Of Tended Votes
		PUJAN BISWAS	SURAJIT DATTA	Dulal Ghosh	PURUSHUTTAM ROY BARMAN					
26	26	69	557	46	330	1002	0	25	1027	0
27	27	43	348	31	296	718	0	10	728	0
28	28	60	230	17	312	619	0	8	627	0
29	29	89	394	40	611	1134	0	19	1153	0
30	30	47	450	33	326	856	0	8	864	0
31	31	65	587	47	281	980	0	21	1001	0
32	32	45	512	35	333	925	0	17	942	0
33	33	16	184	7	177	384	0	3	387	0
34	34	32	217	13	357	619	0	13	632	0
35	35	22	201	10	312	545	0	22	567	0
36	36	34	280	9	422	745	0	29	774	0
37	37	35	358	8	393	794	0	23	817	0
38	38	32	409	12	501	954	0	13	967	0
39	39	27	241	5	275	548	0	16	564	0
40	40	36	209	14	481	740	0	58	798	0
41	41	18	113	6	216	353	0	12	365	0
42	42	26	189	9	251	475	0	9	484	0
43	43	20	194	9	235	458	0	12	470	0
44	44	41	214	9	365	629	0	24	653	0
45	45	25	171	8	271	475	0	15	490	0
46	46	30	261	9	294	594	0	9	603	0
47	47	30	285	7	403	725	0	14	739	0
48	48	27	203	5	271	506	0	6	512	0
49	49	20	152	7	223	402	0	10	412	0
Total EVM Votes		2042	16822	990	15780	35634	0	650	36284	0

FORM 20 FINAL RESULT SHEET



ELECTION TO THE LEGISLATIVE ASSEMBLY

Total No. of Electors in Assembly Constituency/segment45411
Name of Assembly/segment ...7-Ramnagar Assembly Election

Serial No. Of Polling Station	No of Valid Votes Cast in favour of				Total of Valid Votes	No. Of Rejected Votes	NOTA	Total	No. Of Tended Votes
	PUJAN BISWAS	SURAJIT DATTA	Dulal Ghosh	PURUSHUTTAM ROY BARMAN					
Total Postal Ballot Votes	37	633	15	778	1463	19	35	1517	0
Total Votes Polled	2079	17455	1005	16558	37097	19	685	37801	0

Place:- Ramnagar

RETURNING OFFICER
7-Ramnagar

(Signature)
Returning Officer
7-Ramnagar Assembly Constituency.

FORM 20 FINAL RESULT SHEET



ELECTION TO THE LEGISLATIVE ASSEMBLY

Total No. of Electors in Assembly Constituency/segment47162
Name of Assembly/segment ...8-Town Bardowali Assembly Election

Serial No. Of Polling Station	No of Valid Votes Cast in favour of						Total of Valid Votes	No. Of Rejected Votes	NOTA	Total	No. Of Tendered Votes	
	ANANTA BANERJEE	ASISH KUMAR SAHA	MANIK SAHA	ARNAB ROY	RAMKRISHNA DEBNATH	SHIBANI BHOWMIK						
1	1	16	209	264	2	1	0	492	0	5	497	0
2	2	11	196	316	3	1	2	529	0	4	533	0
3	3	7	307	336	3	7	0	660	0	10	670	0
4	4	16	344	357	0	0	1	718	0	9	727	0
5	5	23	327	359	1	7	1	718	0	8	726	0
6	6	16	347	351	1	4	2	721	0	16	737	0
7	7	15	374	346	4	0	1	740	0	11	751	0
8	8	10	237	327	2	2	1	579	0	6	585	0
9	9	12	407	414	3	6	1	843	0	7	850	0
10	10	9	285	307	3	2	1	607	0	4	611	0
11	11	11	393	335	1	1	3	744	0	19	763	0
12	12	13	311	343	4	0	2	673	0	7	680	0
13	13	9	259	305	1	1	2	577	0	7	584	0
14	14	10	353	286	2	9	1	661	0	10	671	0
15	15	11	375	457	5	3	0	851	0	4	855	0
16	16	9	319	316	1	2	0	647	0	5	652	0
17	17	16	544	417	2	3	0	982	0	6	988	0
18	18	0	272	222	2	2	0	498	0	1	499	0
19	19	7	138	249	1	1	0	396	0	3	399	0
20	20	10	298	239	1	6	2	556	0	4	560	0
21	21	8	345	240	0	2	0	595	0	5	600	0
22	22	8	225	196	0	2	1	432	0	3	435	0
23	23	9	326	228	0	2	0	565	0	6	571	0
24	24	12	209	247	0	5	0	473	0	6	479	0

FORM 20 FINAL RESULT SHEET



ELECTION TO THE LEGISLATIVE ASSEMBLY

Total No. of Electors in Assembly Constituency/segment47162
Name of Assembly/segment ...8-Town Bardowali Assembly Election

Serial No. Of Polling Station	No of Valid Votes Cast in favour of						Total of Valid Votes	No. Of Rejected Votes	NOTA	Total	No. Of Tendered Votes	
	ANANTA BANERJEE	ASISH KUMAR SAHA	MANIK SAHA	ARNAB ROY	RAMKRISHNA DEBNATH	SHIBANI BHOWMIK						
25	25	16	224	216	1	1	2	460	0	6	466	0
26	26	18	295	333	1	4	1	652	0	6	658	0
27	27	24	366	407	5	6	2	810	0	6	816	0
28	28	12	475	535	5	4	6	1037	0	6	1043	0
29	29	8	283	359	5	11	4	670	0	3	673	0
30	30	6	177	250	3	5	4	445	0	2	447	0
31	31	9	159	281	3	1	0	453	0	6	459	0
32	32	12	291	335	4	5	5	652	0	6	658	0
33	33	10	341	437	1	3	3	795	0	5	800	0
34	34	7	260	220	1	2	1	491	0	1	492	0
35	35	10	368	504	1	4	2	889	0	6	895	0
36	36	11	412	408	4	4	5	844	0	2	846	0
37	37	13	377	448	1	2	2	843	0	4	847	0
38	38	8	301	366	2	6	0	683	0	5	688	0
39	39	14	332	350	1	6	4	707	0	15	722	0
40	40	12	291	374	1	3	3	684	0	5	689	0
41	41	9	402	443	6	6	4	870	0	4	874	0
42	42	6	349	343	3	5	16	722	0	7	729	0
43	43	18	247	286	2	4	1	558	0	4	562	0
44	44	4	318	311	2	4	0	639	0	4	643	0
45	45	7	247	309	1	3	0	567	0	4	571	0
46	46	15	445	480	3	6	3	952	0	5	957	0
47	47	7	304	395	4	3	0	713	0	7	720	0
48	48	7	240	261	2	2	2	514	0	5	519	0

Ans

FORM 20 FINAL RESULT SHEET



ELECTION TO THE LEGISLATIVE ASSEMBLY

Total No. of Electors in Assembly Constituency/segment47162
Name of Assembly/segment ...8-Town Bardowali Assembly Election

Serial No. Of Polling Station	No of Valid Votes Cast in favour of						Total of Valid Votes	No. Of Rejected Votes	NOTA	Total	No. Of Tendered Votes	
	ANANTA BANERJEE	ASISH KUMAR SAHA	MANIK SAHA	ARNAB ROY	RAMKRISHNA DEBNATH	SHIBANI BHOWMIK						
49	49	1	190	235	2	2	2	432	0	2	434	0
50	50	25	372	540	4	4	5	950	0	10	960	0
51	51	12	420	338	4	4	3	781	0	5	786	0
52	52	13	314	291	0	2	1	621	0	4	625	0
53	53	9	265	289	0	3	4	570	0	5	575	0
54	54	10	342	270	5	3	2	632	0	4	636	0
55	55	13	354	341	2	2	1	713	0	8	721	0
56	56	9	390	319	4	8	2	732	0	7	739	0
Total EVM Votes		623	17551	18731	125	197	111	37338	0	335	37673	0
Total Postal Ballot Votes		16	778	855	5	1	6	1661	101	16	1778	0
Total Votes Polled		639	18329	19586	130	198	117	38999	101	351	39451	0

Place:- Town Bardowali


 RETURNING OFFICER
 8-Town Bardowali
Returning Officer
 8-Town Bardowali Assembly Constituency.

FORM 20 FINAL RESULT SHEET

ELECTION TO THE LEGISLATIVE ASSEMBLY

Total No. of Electors in Assembly Constituency/segment41466
Name of Assembly/segment ...9-Banamalipur Assembly Election

Serial No. Of Polling Station		No of Valid Votes Cast in favour of					Total of Valid Votes	No. Of Rejected Votes	NOTA	Total	No. Of Tendered Votes
		GOPAL CHANDRA ROY	RAJIB BHATTACHARJEE	SANTANU SAHA	Brajalal Debnath	SUJATA DATTA					
1	1	250	247	6	3	5	511	0	9	520	0
2	2	287	190	13	8	10	508	0	22	530	0
3	3	430	355	9	3	9	806	0	12	818	0
4	4	419	298	22	2	3	744	0	8	752	0
5	5	320	220	6	1	5	552	0	6	558	0
6	6	304	291	4	4	6	609	0	4	613	0
7	7	370	321	9	4	13	717	0	12	729	0
8	8	398	363	23	2	4	790	0	9	799	0
9	9	327	328	15	7	3	680	0	5	685	0
10	10	353	331	18	6	4	712	0	8	720	0
11	11	209	233	9	6	2	459	0	11	470	0
12	12	409	440	26	2	7	884	0	14	898	0
13	13	379	407	16	3	5	810	0	9	819	0
14	14	457	313	18	2	8	798	0	27	825	0
15	15	283	212	15	2	7	519	0	24	543	0
16	16	385	326	14	3	8	736	0	21	757	0
17	17	167	145	6	1	1	320	0	5	325	0
18	18	430	379	18	4	3	834	0	17	851	0
19	19	172	212	16	2	0	402	0	4	406	0
20	20	293	242	13	2	4	554	0	16	570	0
21	21	402	482	21	2	7	914	0	7	921	0
22	22	362	332	12	1	1	708	0	5	713	0
23	23	367	272	6	3	3	651	0	11	662	0
24	24	393	339	12	4	5	753	0	4	757	0
25	25	503	203	13	3	13	735	0	11	746	0

FORM 20 FINAL RESULT SHEET

ELECTION TO THE LEGISLATIVE ASSEMBLY

Total No. of Electors in Assembly Constituency/segment41466

Name of Assembly/segment ...9-Banamalipur Assembly Election

Serial No. Of Polling Station		No of Valid Votes Cast in favour of					Total of Valid Votes	No. Of Rejected Votes	NOTA	Total	No. Of Tendered Votes
		GOPAL CHANDRA ROY	RAJIB BHATTACHARJEE	SANTANU SAHA	Brajalal Debnath	SUJATA DATTA					
26	26	549	436	8	2	10	1005	0	15	1020	0
27	27	323	233	13	7	4	580	0	13	593	0
28	28	234	171	7	3	2	417	0	5	422	0
29	29	233	331	17	4	4	589	0	5	594	0
30	30	226	250	11	3	4	494	0	3	497	0
31	31	247	249	23	4	5	528	0	6	534	0
32	32	273	310	11	2	3	599	0	4	603	0
33	33	268	300	18	1	7	594	0	7	601	0
34	34	318	359	12	2	4	695	0	8	703	0
35	35	171	220	8	0	3	402	0	5	407	0
36	36	359	301	11	15	8	694	0	4	698	0
37	37	266	241	12	3	10	532	0	8	540	0
38	38	348	323	17	2	1	691	0	0	691	0
39	39	320	245	22	4	3	594	0	6	600	0
40	40	328	280	13	1	10	632	0	4	636	0
41	41	312	293	20	3	6	634	0	2	636	0
42	42	466	406	28	1	8	909	0	11	920	0
43	43	420	390	24	2	8	844	0	7	851	0
44	44	421	476	22	6	10	935	0	6	941	0
45	45	273	329	12	4	6	624	0	9	633	0
46	46	191	219	3	3	10	426	0	13	439	0
47	47	264	301	12	1	7	585	0	8	593	0
48	48	237	282	8	2	4	533	0	4	537	0
49	49	396	400	14	4	5	819	0	5	824	0
50	50	244	271	21	1	6	543	0	5	548	0

FORM 20 FINAL RESULT SHEET

ELECTION TO THE LEGISLATIVE ASSEMBLY

Total No. of Electors in Assembly Constituency/segment41466
Name of Assembly/segment ...9-Banamalipur Assembly Election

Serial No. Of Polling Station	No of Valid Votes Cast in favour of					Total of Valid Votes	No. Of Rejected Votes	NOTA	Total	No. Of Tendered Votes
	GOPAL CHANDRA ROY	RAJIB BHATTACHARJEE	SANTANU SAHA	Brajalal Debnath	SUJATA DATTA					
51 51	144	150	9	1	1	305	0	6	311	0
Total EVM Votes	16500	15247	716	161	285	32909	0	450	33359	0
Total Postal Ballot Votes	628	512	16	1	3	1160	63	29	1252	0
Total Votes Polled	17128	15759	732	162	288	34069	63	479	34611	0

Place:-

Banamalipur



RETURNING OFFICER
Returning Officer
9-Banamalipur Assembly Constituency
(Director, Employment Services & Manpower Planning, Tripura)



ANNEXURE 39
(CHAPTER 15, PARA 15.28.B)

FORM - 20

FINAL RESULT SHEET

[See rule 56C(2)(C)]

ELECTION TO THE HOUSE OF THE PEOPLE FROM THE **1-WEST TRIPURA** PARLIAMENTARY CONSTITUENCY
PART I

(To be used both for Parliamentary and Assembly Election)

Total No. of Electors in Assembly Constituency/Segment:- **49045**

Name of Assembly/Segment- **10-Majlishpur AC** (in case of election from a Parliamentary Constituency)

Serial No. of no. Polling Station of	No. of Valid Votes cast in favour of				Total of Valid Votes	No. of rejected votes	Total 'NOTA' option	Total votes	No. of Tandered votes
	Nirmal Majumder	Sanjoy Das	Sushanta Chowdhury	Samir Basu					
10/1	11	460	578	8	1057	0	8	1065	0
10/2	20	458	553	7	1038	0	9	1047	0
10/3	3	334	616	7	960	0	9	969	0
10/4	14	478	627	10	1129	0	7	1136	0
10/5	5	305	481	7	798	0	18	816	0
10/6	18	501	630	11	1160	0	13	1173	0
10/7	11	368	381	10	770	0	5	775	0
10/8	21	429	607	12	1069	0	21	1090	0
10/9	21	414	515	12	962	0	1	963	0
10/10	15	284	424	4	727	0	7	734	0
10/11	15	379	468	6	868	0	12	880	0
10/12	12	233	336	6	587	0	3	590	0
10/13	14	453	668	13	1148	0	18	1166	0
10/14	17	381	570	12	980	0	12	992	0
10/15	8	320	354	8	690	0	8	698	0
10/16	11	189	325	4	529	0	6	535	0
10/17	13	260	433	7	713	0	6	719	0
10/18	9	342	632	8	991	0	15	1006	0
10/19	17	374	615	13	1019	0	8	1027	0
10/20	13	304	269	61	647	0	6	653	0
10/21	7	162	225	88	482	0	5	487	0
10/22	12	77	230	295	614	0	11	625	0
10/23	8	48	76	566	698	0	11	709	0
10/24	11	198	257	6	472	0	9	481	0
10/25	29	301	431	5	766	0	12	778	0
10/26	6	248	310	15	579	0	10	589	0
10/27	17	361	346	15	739	0	6	745	0
10/28	8	140	323	6	477	0	8	485	0
10/29	7	297	280	376	960	0	16	976	0
10/30	4	41	151	647	843	0	6	849	0
10/31	3	76	71	429	579	0	6	585	0
10/32	17	102	86	514	719	0	7	726	0
10/33	13	35	107	545	700	0	8	708	0
10/34	8	86	180	397	671	0	13	684	0
10/35	8	262	213	80	563	0	4	567	0
10/36	10	439	378	21	848	0	13	861	0
10/37	8	255	317	32	612	0	3	615	0
10/38	1	212	288	2	503	0	3	506	0
10/39	5	273	276	3	557	0	6	563	0


Returning officer
10-Majlishpur Assembly constituency
Jirania Sub-Division
West Tripura.

FORM - 20
FINAL RESULT SHEET

[See rule 56C(2)(C)]

ELECTION TO THE HOUSE OF THE PEOPLE FROM THE **1-WEST TRIPURA** PARLIAMENTARY CONSTITUENCY
PART I


(To be used both for Parliamentary and Assembly Election)

Total No. of Electors in Assembly Constituency/Segment:- **49045**

Name of Assembly/ Segment **10-Majlishpur AC** (in case of election from a Parliamentary Constituency)

Serial No. of no. Polling Station of	No. of Valid Votes cast in favour of				Total of Valid Votes	No. of rejected votes	Total 'NOTA' option	Total votes	No. of Tandered votes
	Nirmal Majumder	Sanjoy Das	Sushanta Chowdhury	Samir Basu					
10/40	7	215	227	16	465	0	4	469	0
10/41	9	321	355	57	742	0	10	752	0
10/42	4	339	265	4	612	0	5	617	0
10/43	6	180	297	4	487	0	5	492	0
10/44	13	252	460	39	764	0	13	777	0
10/45	5	65	90	451	611	0	6	617	0
10/46	7	483	624	6	1120	0	11	1131	0
10/47	9	290	369	6	674	0	4	678	0
10/48	7	243	338	20	608	0	4	612	0
10/49	4	388	520	6	918	0	7	925	0
10/50	10	456	470	14	950	0	8	958	0
10/51	8	443	432	6	889	0	6	895	0
10/52	9	228	332	9	578	0	4	582	0
10/53	6	34	102	416	558	0	10	568	0
10/54	7	23	93	439	562	0	6	568	0
10/55	7	25	141	352	525	0	5	530	0
10/56	6	36	61	505	608	0	7	615	0
10/57	12	316	487	9	824	0	9	833	0
10/58	11	363	542	31	947	0	13	960	0
Total No. of Votes recorded at polling Stations:	597	15579	20832	6658	43666	0	486	44152	0
No. of Votes recorded on Postal ballot papers (To be filled in case of election from an Assembly Constituency.)	11	598	517	338	1464	109	6	1470	0
Total Votes Polled	608	16177	21349	6996	45130	109	492	45622	0

Place : U K Academy, Agartala
Date : 2nd March, 2023


Returning Officer
10-Majlishpur Assembly Constituency
Returning officer
10-Majlishpur Assembly Constituency
Jirania Sub-Division
West Tripura.



ANNEXURE 39
(CHAPTER 15, PARA 15.28.8)

FORM - 20

FINAL RESULT SHEET

[See rule 56C(2)(C)]

ELECTION OF THE HOUSE OF THE PEOPLE FROM THE 1-WEST TRIPURA PARLIAMENTARY CONSTITUENCY
PART I

To be used both for Parliamentary and Assembly Election)

Total No. of Electors in Assembly Constituency/Segment:- **47642**

Name of Assesment Area: **Mandai Bazar (ST)** (in case of election from a Parliamentary Constituency)

Serial No. of no. Polling Station of	No. of Valid Votes cast in favour of				Total of Valid Votes	No. of rejected votes	Total 'NOTA' option	Total votes	No. of Tandered votes
	Tarit Debbarma , BJP	Radhacharan Debbarma , CPI(M)	Swapna Debbarma, (TMP)	Hiramuni DebBarma, (IND)					
11/1	31	64	701	4	800	0	6	806	0
11/2	31	64	863	8	966	0	8	974	0
11/3	68	110	832	14	1024	0	10	1034	0
11/4	77	95	717	7	896	0	10	906	0
11/5	48	19	420	12	499	0	6	505	0
11/6	31	142	553	11	737	0	10	747	0
11/7	329	148	268	7	752	0	16	768	0
11/8	258	198	121	7	584	0	13	597	0
11/9	368	433	97	7	905	0	10	915	0
11/10	436	357	38	10	841	0	20	861	0
11/11	83	305	342	1	731	0	3	734	0
11/12	412	309	70	9	800	0	5	805	0
11/13	33	26	652	10	721	0	9	730	0
11/14	451	393	11	1	856	0	11	867	0
11/15	17	9	593	7	626	0	8	634	0
11/16	41	31	525	5	602	0	3	605	0
11/17	54	42	569	7	672	0	5	677	0
11/18	8	10	443	4	465	0	4	469	0
11/19	38	215	513	9	775	0	9	784	0
11/20	27	20	416	4	467	0	3	470	0
11/21	27	25	623	3	678	0	6	684	0
11/22	31	17	598	12	658	0	2	660	0
11/23	59	34	850	11	954	0	10	964	0
11/24	44	58	920	14	1036	0	17	1053	0
11/25	47	33	750	19	849	0	17	866	0
11/26	72	50	603	17	742	0	6	748	0
11/27	57	32	438	8	535	0	5	540	0
11/28	74	22	613	10	719	0	14	733	0
11/29	35	17	477	6	535	0	9	544	0
11/30	72	27	755	11	865	0	7	872	0
11/31	42	13	370	5	430	0	1	431	0
11/32	68	18	163	3	252	0	7	259	0
11/33	16	8	141	2	167	0	1	168	0
11/34	21	7	154	2	184	0	0	184	0
11/35	79	48	856	11	994	0	5	999	0
11/36	26	78	455	2	561	0	1	562	0
11/37	61	54	564	7	686	0	6	692	0
11/38	22	37	447	6	512	0	1	513	0

FINAL RESULT SHEET

[See rule 56C(2)(C)]

SECTION TO THE HOUSE OF THE PEOPLE FROM THE 1-WEST TRIPURA PARLIAMENTARY CONSTITUENCY
PART I


(To be used both for Parliamentary and Assembly Election)

Total No. of Electors in Assembly Constituency/Segment:- 47642

Name of Assembly/ Segment **11- Mandaibazar(ST)** (in case of election from a Parliamentary Constituency)

Serial No. of no. Polling Station of	No. of Valid Votes cast in favour of				Total of Valid Votes	No. of rejected votes	Total 'NOTA' option	Total votes	No. of Tandered votes
	Tarit Debbarma , BJP	Radhacharan Debbarma , CPI(M)	Swapna Debbarma, (TMP)	Hiramuni DebBarma, (IND)					
11/39	23	20	356	7	406	0	4	410	0
11/40	74	45	487	5	611	0	5	616	0
11/41	73	47	657	6	783	0	5	788	0
11/42	58	52	884	10	1004	0	10	1014	0
11/43	23	75	739	10	847	0	8	855	0
11/44	37	16	582	4	639	0	3	642	0
11/45	140	124	274	4	542	0	12	554	0
11/46	30	25	226	6	287	0	4	291	0
11/47	65	284	758	18	1125	0	8	1133	0
11/48	8	15	444	3	470	0	1	471	0
11/49	35	59	774	3	871	0	1	872	0
11/50	153	153	39	3	348	0	4	352	0
11/51	49	16	402	9	476	0	5	481	0
11/52	232	402	5	6	645	0	8	653	0
11/53	440	438	18	2	898	0	18	916	0
11/54	43	37	354	5	439	0	4	443	0
11/55	231	333	119	7	690	0	6	696	0
11/56	271	265	186	2	724	0	8	732	0
11/57	279	328	88	6	701	0	8	709	0
11/58	202	412	160	10	784	0	11	795	0
11/59	94	48	460	6	608	0	5	613	0
11/60	91	44	462	6	603	0	6	609	0
11/61	63	38	417	5	523	0	8	531	0
11/62	36	36	464	5	541	0	4	545	0
Total No. of Votes recorded at polling Stations.	6444	6880	27876	441	41641	0	440	42081	0
No. of Votes recorded on Postal ballot papers (To be filled in case of election from an Assembly Constituency.)	159	197	850	2	1208	143	4	1355	
Total Votes Polled	6603	7077	28726	443	42849	143	444	43436	0

Place : U K Academy, Agartala
Date : 2nd March, 2023


 Returning Officer
 11-Mandwi Bazar(ST) Assembly Constituency
Returning officer
 11-Mandaibazar (ST) Assembly constituency
 Jirania Sub-Division
 West Tripura.



FORM 20 FINAL RESULT SHEET

ELECTION TO THE LEGISLATIVE ASSEMBLY

Total No. of Electors in Assembly Constituency/segment44510
Name of Assembly/segment ...12-Takarjala (ST) Assembly Election

Serial No. Of Polling Station	No of Valid Votes Cast in favour of				Total of Valid Votes	No. Of Rejected Votes	NOTA	Total	No. Of Tended Votes	
	Bidhan DebBarma	Shyamal Debbarma	Ananta DebBarma	Biswajit Kalai						
1	1	21	15	10	996	1042	0	14	1056	0
2	2	30	23	7	954	1014	0	9	1023	0
3	3	25	49	14	825	913	0	23	936	0
4	4	34	18	17	934	1003	0	14	1017	0
5	5	74	21	15	700	810	0	13	823	0
6	6	72	28	15	822	937	0	23	960	0
7	7	42	22	13	984	1061	0	15	1076	0
8	8	16	37	19	640	712	0	10	722	0
9	9	39	54	4	707	804	0	10	814	0
10	10	44	17	12	528	601	0	11	612	0
11	11	17	21	6	574	618	0	10	628	0
12	12	62	67	9	800	938	0	11	949	0
13	13	22	43	8	637	710	0	10	720	0
14	14	34	16	14	564	628	0	9	637	0
15	15	108	130	13	676	927	0	21	948	0
16	16	48	146	16	649	859	0	16	875	0
17	17	26	55	11	560	652	0	17	669	0
18	18	22	40	6	212	280	0	9	289	0
19	19	75	33	16	744	868	0	25	893	0
20	20	64	48	18	809	939	0	28	967	0
21	21	25	27	4	529	585	0	15	600	0
22	22	64	27	23	395	509	0	26	535	0
23	23	66	6	7	75	154	0	2	156	0
24	24	29	17	15	441	502	0	11	513	0
25	25	55	21	7	771	854	0	16	870	0

FORM 20 FINAL RESULT SHEET

ELECTION TO THE LEGISLATIVE ASSEMBLY

Total No. of Electors in Assembly Constituency/segment**44510**
Name of Assembly/segment ...**12-Takarjala (ST) Assembly Election**

Serial No. Of Polling Station		No of Valid Votes Cast in favour of				Total of Valid Votes	No. Of Rejected Votes	NOTA	Total	No. Of Tendered Votes
		Bidhan DebBarma	Shyamal Debbarma	Ananta DebBarma	Biswajit Kalai					
26	26	37	16	13	694	760	0	6	766	0
27	27	22	9	8	651	690	0	9	699	0
28	28	50	23	12	744	829	0	11	840	0
29	29	38	36	8	829	911	0	13	924	0
30	30	29	24	1	577	631	0	14	645	0
31	31	21	21	2	442	486	0	1	487	0
32	32	53	41	9	597	700	0	6	706	0
33	33	50	10	10	600	670	0	15	685	0
34	34	12	12	3	420	447	0	7	454	0
35	35	10	23	11	683	727	0	5	732	0
36	36	12	28	0	295	335	0	2	337	0
37	37	23	59	4	500	586	0	3	589	0
38	38	118	30	17	783	948	0	14	962	0
39	39	36	21	5	574	636	0	18	654	0
40	40	52	26	3	426	507	0	14	521	0
41	41	11	42	6	552	611	0	3	614	0
42	42	70	23	12	710	815	0	13	828	0
43	43	46	15	10	789	860	0	19	879	0
44	44	65	48	6	830	949	0	15	964	0
45	45	58	26	11	1020	1115	0	16	1131	0
46	46	61	23	21	815	920	0	18	938	0
47	47	27	12	2	455	496	0	5	501	0
48	48	28	11	16	546	601	0	9	610	0
49	49	45	64	13	640	762	0	7	769	0
50	50	94	75	16	385	570	0	20	590	0


FORM 20 FINAL RESULT SHEET

ELECTION TO THE LEGISLATIVE ASSEMBLY

Total No. of Electors in Assembly Constituency/segment**44510**
Name of Assembly/segment ...**12-Takarjala (ST) Assembly Election**

Serial No. Of Polling Station	No of Valid Votes Cast in favour of				Total of Valid Votes	No. Of Rejected Votes	NOTA	Total	No. Of Tended Votes
	Bidhan DebBarma	Shyamal Debbarma	Ananta DebBarma	Biswajit Kalai					
51 51	34	26	10	763	833	0	24	857	0
52 52	17	21	11	838	887	0	18	905	0
Total EVM Votes	2233	1746	539	33684	38202	0	673	38875	0
Total Postal Ballot Votes	29	50	3	1033	1115	50	3	1168	0
Total Votes Polled	2262	1796	542	34717	39317	50	676	40043	0

Place:- Takarjala (ST)


 2/3/2023
 RETURNING OFFICER
 12-Takarjala (ST)
 Debdas DebBarma, TCS.
 Returning Officer,
 12-Takarjala AC.
 (Sub-Divisional Magistrate)



FORM 20 FINAL RESULT SHEET

ELECTION TO THE LEGISLATIVE ASSEMBLY

Total No. of Electors in Assembly Constituency/segment57803
Name of Assembly/segment ...13-Pratapgarh (SC) Assembly Election

Serial No. Of Polling Station		No of Valid Votes Cast in favour of				Total of Valid Votes	No Of Rejected Votes	NOTA	Total	No Of Tendered Votes
		KUHELI DAS	RAMU DAS	REBATI MOHAN DAS	ASHOK KUMAR DAS					
1	1	26	557	426	21	1030	0	9	1039	0
2	2	24	401	344	7	776	0	9	785	0
3	3	3	118	93	1	215	0	4	219	0
4	4	29	437	386	11	863	0	11	874	0
5	5	30	490	446	16	982	0	9	991	0
6	6	31	442	257	10	740	0	6	746	0
7	7	16	356	229	7	608	0	6	614	0
8	8	33	572	546	22	1173	0	32	1205	0
9	9	15	205	276	10	506	0	4	510	0
10	10	31	423	359	14	827	0	8	835	0
11	11	13	220	279	8	520	0	6	526	0
12	12	18	425	540	11	994	0	9	1003	0
13	13	17	375	345	10	747	0	7	754	0
14	14	21	436	458	7	922	0	6	928	0
15	15	15	330	402	11	758	0	10	768	0
16	16	35	552	489	15	1091	0	6	1097	0
17	17	18	422	346	13	799	0	5	804	0
18	18	12	296	396	2	706	0	5	711	0
19	19	24	485	626	15	1150	0	21	1171	0
20	20	14	307	305	7	633	0	5	638	0
21	21	32	544	460	18	1054	0	19	1073	0
22	22	10	379	268	12	669	0	11	680	0
23	23	21	575	507	20	1123	0	12	1135	0
24	24	29	491	658	17	1195	0	13	1208	0
25	25	45	599	590	24	1258	0	17	1275	0

FORM 20 FINAL RESULT SHEET

ELECTION TO THE LEGISLATIVE ASSEMBLY

Total No. of Electors in Assembly Constituency/segment57803
Name of Assembly/segment ...13-Pratapgarh (SC) Assembly Election

Serial No. Of Polling Station		No of Valid Votes Cast in favour of				Total of Valid Votes	No. Of Rejected Votes	NOTA	Total	No. Of Tendered Votes
		KUHELI DAS	RAMU DAS	REBATI MOHAN DAS	ASHOK KUMAR DAS					
26	26	25	359	367	6	757	0	8	765	0
27	27	16	321	649	15	1001	0	5	1006	0
28	28	30	541	461	20	1052	0	13	1065	0
29	29	12	435	446	9	902	0	8	910	0
30	30	28	471	387	17	903	0	13	916	0
31	31	6	199	191	6	402	0	3	405	0
32	32	11	146	134	1	292	0	4	296	0
33	33	29	428	469	18	944	0	12	956	0
34	34	14	479	361	14	868	0	7	875	0
35	35	6	202	214	5	427	0	3	430	0
36	36	20	354	340	15	729	0	13	742	0
37	37	21	328	294	5	648	0	5	653	0
38	38	16	398	288	7	709	0	8	717	0
39	39	8	336	359	8	711	0	5	716	0
40	40	20	453	374	12	600	0	6	866	0
41	41	15	257	327	11	608	0	4	612	0
42	42	18	545	536	14	1113	0	10	1123	0
43	43	15	439	430	11	895	0	1	896	0
44	44	11	266	234	12	523	0	2	525	0
45	45	14	423	389	14	840	0	6	846	0
46	46	17	447	350	14	828	0	11	839	0
47	47	13	276	246	3	538	0	4	542	0
48	48	20	538	408	16	982	0	12	994	0
49	49	30	528	510	24	1092	0	15	1107	0
50	50	20	708	482	19	1229	0			

FORM 20 FINAL RESULT SHEET

ELECTION TO THE LEGISLATIVE ASSEMBLY

Total No. of Electors in Assembly Constituency/segment57803
Name of Assembly/segment ...13-Pratapgarh (SC) Assembly Election

Serial No. Of Polling Station		No of Valid Votes Cast in favour of				Total of Valid Votes	No. Of Rejected Votes	NOTA	Total	No. Of Tendered Votes
		KUHELI DAS	RAMU DAS	REBATI MOHAN DAS	ASHOK KUMAR DAS					
51	51	15	679	417	16	1127	0	17	1144	0
52	52	28	603	478	9	1118	0	10	1128	0
53	53	12	408	229	8	657	0	4	661	0
54	54	24	716	494	22	1256	0	10	1266	0
55	55	15	632	538	17	1202	0	6	1208	0
56	56	14	404	373	13	804	0	7	811	0
57	57	11	391	432	11	845	0	6	851	0
58	58	11	435	513	3	962	0	12	974	0
59	59	4	278	211	9	502	0	3	505	0
60	60	23	364	442	15	844	0	12	856	0
61	61	20	679	467	18	1184	0	10	1194	0
Total EVM Votes		1172	25903	23871	747	51693	0	541	52234	0
Total Postal Ballot Votes		9	519	465	14	1007	48	14	1069	0
Total Votes Polled		1181	26422	24336	761	52700	48	555	53303	0

Place:- Pratapgarh (SC)


 RETURNING OFFICER
 13-Pratapgarh (SC)

FORM-20
FINAL RESULT SHEET
[SEE RULE 56C(2)(C)]
ELECTION TO THE TRIPURA LEGISLATIVE ASSEMBLY-2023
PART-1

[To be used both for Parliamentary and Assembly Election]

Total No. of Electors in Assembly Constituency : **61958 + 249 (SV) = 62207**

Name of the Assembly Constituency : **14-Badharghat (SC) AC**

Sl. No. of Polling Station	Number of Vaild Votes Cast in favour of				Total of Vaild Votes	No. of rejected votes	NOTA	Total	Number of Tendered Votes
	Mina Rani Sarkar	Partha Ranjan Sarkar	Mridul Kanti Sarkar	Sushil Chandra Das					
1	2	5	6	7	8	9	10	11	12
1	479	341	14	20	854	0	12	866	0
2	379	286	9	12	686	0	7	693	0
3	443	179	11	10	643	0	6	649	0
4	360	280	7	12	659	0	8	667	0
5	521	445	6	24	996	0	16	1012	0
6	349	248	10	5	612	0	5	617	0
7	405	298	20	24	747	0	13	760	0
8	465	331	9	16	821	0	18	839	0
9	434	238	10	12	694	0	10	704	0
10	351	234	8	7	600	0	9	609	0
11	590	375	5	16	986	0	21	1007	0
12	359	340	6	12	717	0	5	722	0
13	577	437	13	14	1041	0	13	1054	0
14	177	270	5	8	460	0	3	463	0
15	311	360	4	9	684	0	8	692	0
16	199	121	5	3	328	0	7	335	0
17	516	454	16	10	996	0	16	1012	0
18	358	352	12	13	735	0	8	743	0
19	463	486	17	17	983	0	14	997	0
20	400	422	14	13	849	0	16	865	0
21	418	598	18	29	1063	0	12	1075	0
22	504	422	22	20	968	0	16	984	0
23	454	509	8	14	985	0	5	990	0
24	533	404	9	15	961	0	16	977	0
25	526	440	16	15	997	0	13	1010	0
26	479	211	10	5	705	0	5	710	0
27	421	430	16	31	898	0	14	912	0
28	250	401	5	16	672	0	5	677	0
29	350	349	11	22	732	0	10	742	0
30	269	354	8	18	649	0	6	655	0
31	343	366	14	20	743	0	5	748	0
32	248	289	8	12	557	0	3	560	0
33	519	541	15	29	1104	0	30	1134	0
34	489	469	12	18	988	0	13	1001	0
35	325	216	7	14	562	0	2	564	0
36	371	321	7	11	710	0	4	714	0
37	323	315	7	11	656	0	5	661	0

Sl. No. of Polling Station	Number of Vaild Votes Cast in favour of				Total of Vaild Votes	No. of rejected votes	NOTA	Total	Number of Tendered Votes
	Mina Rani Sarkar	Partha Ranjan Sarkar	Mridul Kanti Sarkar	Sushil Chandra Das					
38	258	565	11	27	861	0	10	871	0
39	409	333	10	11	763	0	9	772	0
40	372	289	5	22	688	0	9	697	0
41	359	246	6	3	614	0	13	627	0
42	406	343	4	10	763	0	7	770	0
43	209	116	5	4	334	0	5	339	0
44	435	433	10	12	890	0	13	903	0
45	495	446	14	17	972	0	11	983	0
46	251	301	6	15	573	0	9	582	0
47	70	71	4	2	147	0	2	149	0
48	288	252	7	17	564	0	6	570	0
49	363	395	10	18	786	0	11	797	0
50	360	355	15	24	754	0	19	773	0
51	362	439	15	21	837	0	9	846	0
52	133	161	3	8	305	0	3	308	0
53	231	247	5	7	490	0	2	492	0
54	416	432	5	9	862	0	11	873	0
55	297	467	6	7	777	0	9	786	0
56	294	532	6	15	847	0	8	855	0
57	399	303	15	10	727	0	17	744	0
58	309	334	7	14	664	0	11	675	0
59	166	104	6	5	281	0	4	285	0
60	490	582	13	19	1104	0	11	1115	0
61	358	585	5	17	965	0	5	970	0
62	279	339	4	7	629	0	9	638	0
63	358	408	10	12	788	0	12	800	0
64	567	468	16	18	1069	0	9	1078	0
66	345	315	19	19	698	0	5	703	0
67	340	386	7	15	748	0	5	753	0
68	599	458	15	22	1094	0	13	1107	0
69	330	270	10	6	616	0	5	621	0
70	342	416	11	23	792	0	13	805	0
71	256	224	3	10	493	0	3	496	0
65	525	542	27	23	1117	0	18	1135	0
Total no of votes recorded at Polling Stations	26629	25289	709	1026	53653	0	685	54338	0
No. of votes recorded on postal ballot papers	798	849	14	10	1671	92	35	1798	0
Total votes polled	27427	26138	723	1036	55324	92	720	56136	0

Place: U. K. Academy, Agartala

Date:-02/02/2023

Returning Officer

14-Badharghat (SC) Assembly Constituency

Date: 02.03.2023 13:00
FORM 20
FINAL RESULTS SHEET

ELECTION TO THE LEGISLATIVE ASSEMBLY

Total No. of Electors in Assembly Constituency/segment43634
 Name of Assembly/segment ...15-Kamalasagar Assembly Election

Serial No. Of Polling Station	No of Valid Votes Cast in favour of				Total of Valid Votes	No. Of Rejected Votes	NOTA	Total	No. Of Tendered Votes	
	Antara Sarkar Deb	Sutapa Ghosh	Hiranmay Narayan Debnath	Ashis Das						
1	1	431	21	670	18	1140	0	23	1163	0
2	2	523	12	378	4	917	0	11	928	0
3	3	340	38	261	470	1109	0	45	1154	0
4	4	391	17	245	14	667	0	9	676	0
5	5	390	11	324	7	732	0	8	740	0
6	6	197	13	181	270	661	0	22	683	0
7	7	553	10	445	11	1019	0	14	1033	0
8	8	364	6	296	19	685	0	6	691	0
9	9	133	3	84	0	220	0	1	221	0
10	10	325	11	264	6	606	0	7	613	0
11	11	395	19	267	73	754	0	16	770	0
12	12	353	12	340	6	711	0	11	722	0
13	13	379	6	245	8	638	0	9	647	0
14	14	400	19	285	259	963	0	26	989	0
15	15	232	9	293	18	552	0	7	559	0
16	16	177	20	297	135	629	0	17	646	0
17	17	395	22	282	193	892	0	19	911	0
18	18	271	36	332	329	968	0	32	1000	0
19	19	181	13	388	10	592	0	9	601	0
20	20	286	10	296	2	594	0	15	609	0
21	21	274	13	218	3	508	0	7	515	0
22	22	412	14	200	6	632	0	12	644	0
23	23	150	28	623	10	811	0	6	817	0
24	24	287	34	781	25	1127	0	28	1155	0
25	25	297	9	391	14	711	0	9	720	0



FORM 20 FINAL RESULT SHEET

ELECTION TO THE LEGISLATIVE ASSEMBLY

Total No. of Electors in Assembly Constituency/segment43634
Name of Assembly/segment ...15-Kamalasagar Assembly Election

Serial No. Of Polling Station	No of Valid Votes Cast in favour of				Total of Valid Votes	No. Of Rejected Votes	NOTA	Total	No. Of Tendered Votes	
	Antara Sarkar Deb	Sutapa Ghosh	Hiranmay Narayan Debnath	Ashis Das						
26	26	577	20	489	6	1092	0	15	1107	0
27	27	424	16	372	8	820	0	11	831	0
28	28	434	12	397	5	848	0	7	855	0
29	29	716	30	362	61	1169	0	19	1188	0
30	30	293	20	276	43	632	0	12	644	0
31	31	359	14	166	4	543	0	16	559	0
32	32	260	4	150	4	418	0	10	428	0
33	33	497	19	371	6	893	0	12	905	0
34	34	170	4	139	8	321	0	7	328	0
35	35	570	30	341	6	947	0	9	956	0
36	36	461	10	372	11	854	0	10	864	0
37	37	206	17	388	24	635	0	10	645	0
38	38	494	29	438	10	971	0	18	989	0
39	39	274	7	212	12	505	0	5	510	0
40	40	512	32	400	22	966	0	14	980	0
41	41	437	27	272	26	762	0	24	786	0
42	42	446	22	619	14	1101	0	11	1112	0
43	43	401	9	364	1	775	0	8	783	0
44	44	455	14	379	7	855	0	12	867	0
45	45	386	21	321	8	736	0	11	747	0
46	46	337	11	287	3	638	0	9	647	0
47	47	425	15	210	19	669	0	14	683	0
48	48	420	18	459	12	909	0	12	921	0
49	49	492	29	466	13	1000	0	11	1011	0
50	50	369	8	215	1	593	0	7	600	0



FORM 20 FINAL RESULT SHEET

ELECTION TO THE LEGISLATIVE ASSEMBLY

Total No. of Electors in Assembly Constituency/segment**43634**
Name of Assembly/segment ...**15-Kamalasagar** Assembly Election

Serial No. Of Polling Station	No of Valid Votes Cast in favour of				Total of Valid Votes	No. Of Rejected Votes	NOTA	Total	No. Of Tended Votes
	Antara Sarkar Deb	Sutapa Ghosh	Hiranmay Narayan Debnath	Ashis Das					
Total EVM Votes	18551	844	16851	2244	38490	0	663	39153	0
Total Postal Ballot Votes	501	14	457	67	1039	37	7	1083	0
Total Votes Polled	19052	858	17308	2311	39529	37	670	40236	0

Place:- Kamalasagar

(Amman 2/3/23)
RETURNING OFFICER
15-Kamalasagar
Returning Officer
(Addl. Sub-Divisional Magistrate)
for
15-Kamalasagar AC
Tripura Assembly Election-2023
Bishaigarh, Sepahijala



FORM 20 FINAL RESULT SHEET

ELECTION TO THE LEGISLATIVE ASSEMBLY

Total No. of Electors in Assembly Constituency/segment49898
Name of Assembly/segment ...16-Bishalgarh Assembly Election

Serial No. Of Polling Station		No of Valid Votes Cast in favour of				Total of Valid Votes	No. Of Rejected Votes	NOTA	Total	No. Of Tended Votes
		Partha Pratim Majumder	Sushanta Deb	Haradhan Deb nath	Md. Saha Alam Miah					
1	1	187	394	20	14	615	0	4	619	0
2	2	218	418	7	5	648	0	3	651	0
3	3	318	171	13	6	508	0	7	515	0
4	4	694	413	14	15	1136	0	9	1145	0
5	5	410	586	17	1	1014	0	9	1023	0
6	6	461	297	10	9	777	0	6	783	0
7	7	529	168	7	22	726	0	16	742	0
8	8	399	469	8	10	886	0	4	890	0
9	9	491	435	21	14	961	0	13	974	0
10	10	51	286	2	5	344	0	4	348	0
11	11	54	68	8	413	543	0	6	549	0
12	12	33	155	10	683	881	0	16	897	0
13	13	304	451	13	5	773	0	4	777	0
14	14	200	314	3	4	521	0	7	528	0
15	15	307	330	9	13	659	0	7	666	0
16	16	276	343	19	10	648	0	9	657	0
17	17	378	493	18	10	899	0	10	909	0
18	18	551	428	20	17	1016	0	10	1026	0
19	19	587	290	22	22	921	0	21	942	0
20	20	289	152	3	7	451	0	0	451	0
21	21	511	361	11	14	897	0	5	902	0
22	22	678	353	11	17	1059	0	13	1072	0
23	23	431	191	5	8	635	0	5	640	0
24	24	427	298	9	9	743	0	3	746	0

FORM 20 FINAL RESULT SHEET

ELECTION TO THE LEGISLATIVE ASSEMBLY

Total No. of Electors in Assembly Constituency/segment49898
Name of Assembly/segment ...16-Bishalgarh Assembly Election

Serial No. Of Polling Station		No of Valid Votes Cast in favour of				Total of Valid Votes	No. Of Rejected Votes	NOTA	Total	No. Of Tendered Votes
		Partha Pratim Majumder	Sushanta Deb	Haradhan Deb nath	Md. Saha Alam Miah					
25	25	147	269	4	0	420	0	5	425	0
26	26	454	416	7	12	889	0	11	900	0
27	27	400	590	19	4	1013	0	5	1018	0
28	28	284	655	13	1	953	0	9	962	0
29	29	340	530	13	5	888	0	9	897	0
30	30	189	278	2	1	470	0	5	475	0
31	31	291	227	5	2	525	0	3	528	0
32	32	325	391	13	8	737	0	5	742	0
33	33	263	442	10	7	722	0	11	733	0
34	34	319	405	7	10	741	0	8	749	0
35	35	179	291	5	5	480	0	8	488	0
36	36	273	281	12	5	571	0	12	583	0
37	37	265	428	11	6	710	0	5	715	0
38	38	378	204	3	5	590	0	5	595	0
39	39	417	390	6	8	821	0	13	834	0
40	40	477	354	9	5	845	0	15	860	0
41	41	492	375	3	2	872	0	9	881	0
42	42	254	459	11	6	730	0	15	745	0
43	43	125	250	6	1	382	0	8	390	0
44	44	530	496	15	10	1051	0	8	1059	0
45	45	277	324	8	6	615	0	9	624	0
46	46	305	481	21	9	816	0	10	826	0
47	47	474	590	22	6	1092	0	18	1110	0
48	48	240	592	10	5	847	0	6	853	0

FORM 20 FINAL RESULT SHEET

ELECTION TO THE LEGISLATIVE ASSEMBLY

Total No. of Electors in Assembly Constituency/segment49898
Name of Assembly/segment ...16-Bishalgarh Assembly Election

Serial No. Of Polling Station	No of Valid Votes Cast in favour of				Total of Valid Votes	No. Of Rejected Votes	NOTA	Total	No. Of Tendered Votes	
	Partha Pratim Majumder	Sushanta Deb	Haradhan Deb nath	Md. Saha Alam Miah						
49	49	363	73	7	8	451	0	9	460	0
50	50	229	498	6	4	737	0	12	749	0
51	51	128	296	2	2	428	0	5	433	0
52	52	298	411	3	3	715	0	6	721	0
53	53	349	279	11	3	642	0	7	649	0
54	54	282	391	9	4	686	0	8	694	0
55	55	114	358	10	7	489	0	4	493	0
56	56	774	171	6	12	963	0	2	965	0
57	57	174	446	6	7	633	0	2	635	0
58	58	276	544	3	5	828	0	4	832	0
59	59	136	224	5	3	368	0	0	368	0
60	60	665	465	7	12	1149	0	7	1156	0
Total EVM Votes		20270	21738	590	1532	44130	0	469	44599	0
Total Postal Ballot Votes		718	576	9	74	1377	101	9	1487	0
Total Votes Polled		20988	22314	599	1606	45507	101	478	46086	0

Place:-

Bishalgarh


RETURNING OFFICER
 16-Bishalgarh
 Returning Officer
 (Sub-Divisional Magistrate)
 16-Bishalgarh A/C
 Bishalgarh, Sepahjala District.

FORM 20 FINAL RESULT SHEET

ELECTION TO THE LEGISLATIVE ASSEMBLY

Total No. of Electors in Assembly Constituency/segment42531
Name of Assembly/segment ...17-Golaghati (ST) Assembly Election



Serial No. Of Polling Station		No of Valid Votes Cast in favour of				Total of Valid Votes	No. Of Rejected Votes	NOTA	Total	No. Of Tended Votes
		Brinda Rani DebBarma	Himani Debbarma	Amit Kumar Debbarma	Manab Debbarma					
1	1	52	61	6	223	342	0	4	346	0
2	2	9	40	6	779	834	0	13	847	0
3	3	25	63	9	597	694	0	18	712	0
4	4	30	105	17	791	943	0	18	961	0
5	5	308	369	20	186	883	0	17	900	0
6	6	409	381	14	15	819	0	11	830	0
7	7	382	372	16	231	1001	0	14	1015	0
8	8	246	357	10	14	627	0	6	633	0
9	9	310	187	5	19	521	0	8	529	0
10	10	247	325	12	73	657	0	8	665	0
11	11	299	293	10	72	674	0	10	684	0
12	12	50	43	10	787	890	0	13	903	0
13	13	23	21	3	463	510	0	7	517	0
14	14	6	30	4	450	490	0	2	492	0
15	15	123	97	14	725	959	0	8	967	0
16	16	28	18	1	280	327	0	4	331	0
17	17	11	25	1	272	309	0	3	312	0
18	18	325	743	17	14	1099	0	16	1115	0
19	19	383	526	7	50	966	0	12	978	0
20	20	324	349	13	39	725	0	15	740	0
21	21	196	620	8	13	837	0	5	842	0
22	22	91	155	2	55	303	0	1	304	0
23	23	134	485	7	118	744	0	5	749	0
24	24	386	558	6	62	1012	0	8	1020	0
25	25	13	60	8	788	869	0	14	883	0

FORM 20 FINAL RESULT SHEET

ELECTION TO THE LEGISLATIVE ASSEMBLY

Total No. of Electors in Assembly Constituency/segment42531
Name of Assembly/segment ...17-Golaghati (ST) Assembly Election

Serial No. Of Polling Station		No of Valid Votes Cast in favour of				Total of Valid Votes	No. Of Rejected Votes	NOTA	Total	No. Of Tendered Votes
		Brinda Rani DebBarma	Himani Debbarma	Amit Kumar Debbarma	Manab Debbarma					
26	26	54	95	4	767	920	0	17	937	0
27	27	25	82	4	657	768	0	5	773	0
28	28	401	405	12	71	889	0	10	899	0
29	29	222	167	18	496	903	0	19	922	0
30	30	171	424	4	84	683	0	5	688	0
31	31	187	365	4	15	571	0	3	574	0
32	32	243	319	5	42	609	0	2	611	0
33	33	18	40	5	620	683	0	4	687	0
34	34	19	20	7	572	618	0	6	624	0
35	35	15	48	5	512	580	0	11	591	0
36	36	339	542	10	24	915	0	12	927	0
37	37	65	197	3	43	308	0	2	310	0
38	38	5	34	6	835	880	0	5	885	0
39	39	16	38	2	409	465	0	8	473	0
40	40	27	54	12	692	785	0	10	795	0
41	41	67	54	17	876	1014	0	12	1026	0
42	42	52	45	3	707	807	0	13	820	0
43	43	223	207	9	14	453	0	3	456	0
44	44	233	324	5	5	567	0	2	569	0
45	45	223	299	7	99	628	0	9	637	0
46	46	68	50	2	518	638	0	14	652	0
47	47	62	38	8	434	542	0	15	557	0
48	48	48	73	19	753	893	0	11	904	0
49	49	58	62	17	905	1042	0	29	1071	0
50	50	99	71	12	605	787	0	18	805	0


FORM 20 FINAL RESULT SHEET

ELECTION TO THE LEGISLATIVE ASSEMBLY

Total No. of Electors in Assembly Constituency/segment ...**42531**
Name of Assembly/segment ...**17-Golaghati (ST) Assembly Election**

Serial No. Of Polling Station	No of Valid Votes Cast in favour of				Total of Valid Votes	No. Of Rejected Votes	NOTA	Total	No. Of Tendered Votes
	Brinda Rani DebBarma	Himani Debbarma	Amit Kumar Debbarma	Manab Debbarma					
51 51	37	32	9	682	760	0	17	777	0
52 52	22	57	10	622	711	0	16	727	0
Total EVM Votes	7409	10425	445	19175	37454	0	518	37972	0
Total Postal Ballot Votes	197	177	4	625	1003	158	6	1167	0
Total Votes Polled	7606	10602	449	19800	38457	158	524	39139	0

Place:- Golaghati (ST)


 RETURNING OFFICER
 17-Golaghati (ST)
 (Suman Rakshit)
 Returning Officer,
 17-Golaghati (ST) Assembly Constituency,
 (Senior Deputy Collector, No.-II)
 Jampujala, Sepahijala Tripura.

FORM-20
FINAL RESULT SHEET
[SEE RULE 56C(2)(C)]
GENERAL ELECTION TO THE TRIPURA LEGISLATIVE ASSEMBLY-2023
PART-1

[To be used both for Parliamentary and Assembly Election]

Total No. of Electors in Assembly Constituency : **54213** (54006+207)

Name of the Assembly Constituency : **18-SURYAMANINAGAR**

Sl. No. of Polling Station	Number of Vaild Votes Cast in favour of				Total of Vaild Votes	No. of rejected votes	NOTA	Total	Number of Tendered Votes
	Ram Prasad Paul, BJP	Susanta Chakraborty, INC	Biplab Majumder, INDEPEFNDENT	Mohanta Barman, INDEPEFNDENT					
1	2	3	4	5	6	7	8	9	10
1	438	538	14	26	1016	0	20	1036	0
2	315	531	9	20	875	0	23	898	0
3	230	262	3	11	506	0	4	510	0
4	218	151	4	6	379	0	7	386	0
5	370	525	9	11	915	0	10	925	0
6	279	228	7	4	518	0	7	525	0
7	419	410	10	9	848	0	6	854	0
8	486	615	12	21	1134	0	19	1153	0
9	266	168	2	2	438	0	5	443	0
10	443	428	4	13	888	0	15	903	0
11	498	581	9	18	1106	0	13	1119	0
12	217	280	5	11	513	0	3	516	0
13	409	331	4	9	753	0	8	761	0
14	297	354	4	11	666	0	14	680	0
15	521	573	11	16	1121	0	28	1149	0
16	494	487	10	11	1002	0	10	1012	0
17	277	388	4	7	676	0	13	689	0
18	351	403	9	9	772	0	8	780	0
19	435	360	6	10	811	0	11	822	0
20	386	437	4	9	836	0	4	840	0
21	262	303	6	12	583	0	6	589	0
22	206	148	2	5	361	0	2	363	0
23	427	451	9	10	897	0	13	910	0
24	411	335	13	15	774	0	21	795	0
25	492	465	11	11	979	0	17	996	0

D

Sl. No. of Polling Station	Number of Vaild Votes Cast in favour of				Total of Vaild Votes	No. of rejected votes	NOTA	Total	Number of Tendered Votes
	Ram Prasad Paul, BJP	Susanta Chakraborty, INC	Biplab Majumder, INDEPEFNDENT	Mohanta Barman, INDEPEFNDENT					
1	2	3	4	5	6	7	8	9	10
26	469	442	11	8	930	0	11	941	0
27	425	484	21	26	956	0	33	989	0
28	217	212	5	12	446	0	12	458	0
29	590	392	14	27	1023	0	13	1036	0
30	545	502	13	17	1077	0	10	1087	0
31	455	480	5	21	961	0	15	976	0
32	500	507	6	16	1029	0	11	1040	0
33	253	149	4	12	418	0	3	421	0
34	383	389	5	8	785	0	11	796	0
35	510	440	13	14	977	0	11	988	0
36	475	484	9	8	976	0	9	985	0
37	220	261	6	11	498	0	5	503	0
38	545	464	4	10	1023	0	7	1030	0
39	618	360	5	4	987	0	13	1000	0
40	341	357	9	5	712	0	7	719	0
41	340	256	5	6	607	0	6	613	0
42	239	212	4	0	455	0	9	464	0
43	484	481	9	7	981	0	14	995	0
44	262	193	3	6	464	0	4	468	0
45	381	275	8	10	674	0	5	679	0
46	617	410	11	15	1053	0	17	1070	0
47	395	243	14	21	673	0	33	706	0
48	459	455	10	15	939	0	16	955	0
49	556	491	14	23	1084	0	14	1098	0
50	630	450	9	26	1115	0	20	1135	0
51	360	338	6	8	712	0	7	719	0
52	470	378	17	8	873	0	19	892	0
53	604	382	10	13	1009	0	14	1023	0
54	386	263	7	17	673	0	11	684	0
55	607	463	7	11	1088	0	14	1102	0
56	537	258	2	11	808	0	18	826	0
57	425	361	12	18	816	0	6	822	0
58	559	451	13	25	1048	0	18	1066	0

3

Sl. No. of Polling Station	Number of Vaild Votes Cast in favour of				Total of Vaild Votes	No. of rejected votes	NOTA	Total	Number of Tendered Votes
	Ram Prasad Paul, BJP	Susanta Chakraborty, INC	Biplab Majumder, INDEPEFNDENT	Mohanta Barman, INDEPEFNDENT					
1	2	3	4	5	6	7	8	9	10
59	412	452	20	25	909	0	20	929	0
Total No of Votes Recorded at Polling Station	24416	22487	492	751	48146	0	723	48869	0
No. of votes recorded on postal ballot papers	575	596	11	5	1187	65	7	1259	0
Total votes polled	24991	23083	503	756	49333	65	730	50128	0

Place: **Umakanta Academy, Agartala**

Date: **02.03.2023**


 Returning Officer **21/3/2023**
 (ADM-II, West Tripura)

18-Suryamaninagar Assembly Constituency

RETURNING OFFICER,
18-Suryamaninagar A/C,
(ADM & Collector-II)
West Tripura District, Agartala.



FORM 20 FINAL RESULT SHEET

ELECTION TO THE LEGISLATIVE ASSEMBLY

Total No. of Electors in Assembly Constituency/segment**39998**
Name of Assembly/segment ...**19-Charilam (ST) Assembly Election**

Serial No. Of Polling Station		No of Valid Votes Cast in favour of			Total of Valid Votes	No. Of Rejected Votes	NOTA	Total	No. Of Tended Votes
		Ashok Deb Barma	Jishnu Dev Varma	Subodh Deb Barma					
1	1	217	575	20	812	0	11	823	0
2	2	256	529	46	831	0	17	848	0
3	3	7	57	755	819	0	9	828	0
4	4	6	17	497	520	0	6	526	0
5	5	44	52	747	843	0	13	856	0
6	6	11	35	552	598	0	10	608	0
7	7	22	73	700	795	0	13	808	0
8	8	148	166	725	1039	0	13	1052	0
9	9	264	452	5	721	0	3	724	0
10	10	193	328	0	521	0	5	526	0
11	11	221	399	5	625	0	7	632	0
12	12	268	349	8	625	0	11	636	0
13	13	542	511	14	1067	0	15	1082	0
14	14	198	480	7	685	0	10	695	0
15	15	247	359	384	990	0	18	1008	0
16	16	630	416	17	1063	0	16	1079	0
17	17	706	259	20	985	0	14	999	0
18	18	311	435	20	766	0	14	780	0
19	19	393	533	21	947	0	14	961	0
20	20	411	609	13	1033	0	8	1041	0
21	21	194	199	8	401	0	2	403	0
22	22	204	195	2	401	0	0	401	0
23	23	344	426	8	778	0	7	785	0
24	24	397	607	7	1011	0	3	1014	0
25	25	204	292	7	503	0	8	511	0

Adhikari

FORM 20 FINAL RESULT SHEET

ELECTION TO THE LEGISLATIVE ASSEMBLY

Total No. of Electors in Assembly Constituency/segment ...39990

Name of Assembly/segment ...19-Charilam (ST) Assembly Election

Serial No. Of Polling Station		No of Valid Votes Cast in favour of			Total of Valid Votes	No. Of Rejected Votes	NOTA	Total	No. Of Tendered Votes
		Ashok Deb Barma	Jishnu Dev Varma	Subodh Deb Barma					
26	26	437	472	22	931	0	12	943	0
27	27	396	461	12	869	0	33	902	0
28	28	147	311	6	464	0	3	467	0
29	29	94	251	132	477	0	9	486	0
30	30	232	379	150	761	0	14	775	0
31	31	30	68	722	820	0	14	834	0
32	32	7	68	683	758	0	10	768	0
33	33	12	105	683	800	0	14	814	0
34	34	30	59	784	873	0	8	881	0
35	35	40	117	1059	1216	0	29	1245	0
36	36	283	91	673	1047	0	17	1064	0
37	37	21	52	634	707	0	7	714	0
38	38	289	173	487	949	0	13	962	0
39	39	193	167	140	500	0	5	505	0
40	40	172	254	265	691	0	11	702	0
41	41	129	322	367	818	0	5	823	0
42	42	22	104	802	928	0	13	941	0
43	43	337	582	86	1005	0	7	1012	0
44	44	26	165	910	1101	0	19	1120	0
Total EVM Votes		9335	12554	13205	35094	0	490	35584	0
Total Postal Ballot Votes		292	245	452	989	56	6	1051	0
Total Votes Polled		9627	12799	13657	36083	56	496	36635	0



**FORM 20
FINAL RESULT SHEET**

ELECTION TO THE LEGISLATIVE ASSEMBLY

**Total No. of Electors in Assembly Constituency/segment39998
Name of Assembly/segment ...19-Charilam (ST) Assembly Election**

[Handwritten Signature]
2/3/2023
RETURNING OFFICER
19-Charilam (ST)
Returning Officer
District Magistrate & Collector,
19 - Charilam (ST) A/C
Bishalgarh, Sepahijala District.

FORM 20 FINAL RESULT SHEET

ELECTION TO THE LEGISLATIVE ASSEMBLY

Total No. of Electors in Assembly Constituency/segment43145
Name of Assembly/segment ...20-Boxanagar Assembly Election



Serial No. Of Polling Station	No of Valid Votes Cast in favour of					Total of Valid Votes	No. Of Rejected Votes	NOTA	Total	No. Of Tended Votes	
	Joydal Hossain	Tafajjal Hossain	Samsul Haque	Abu Khayer Miah	Safiqul Islam						
1	1	20	187	411	16	6	640	0	7	647	0
2	2	10	126	337	35	2	510	0	6	516	0
3	3	23	351	514	31	7	926	0	4	930	0
4	4	15	351	741	32	7	1146	0	3	1149	0
5	5	5	191	406	38	3	643	0	5	648	0
6	6	11	561	405	9	7	993	0	6	999	0
7	7	4	94	44	282	3	427	0	1	428	0
8	8	5	312	300	90	4	711	0	6	717	0
9	9	22	621	335	15	15	1008	0	18	1026	0
10	10	8	432	404	34	9	887	0	9	896	0
11	11	51	96	246	16	4	413	0	2	415	0
12	12	23	206	371	27	11	638	0	8	646	0
13	13	74	150	324	15	1	564	0	3	567	0
14	14	22	300	558	22	7	909	0	16	925	0
15	15	27	340	562	109	11	1049	0	7	1056	0
16	16	12	411	287	27	3	740	0	5	745	0
17	17	6	313	190	7	10	526	0	1	527	0
18	18	9	586	269	6	10	880	0	12	892	0
19	19	2	165	374	45	0	586	0	4	590	0
20	20	5	433	290	4	1	733	0	5	738	0
21	21	15	526	390	30	15	976	0	8	984	0
22	22	13	618	193	11	1	836	0	6	842	0
23	23	24	245	500	44	16	829	0	10	839	0
24	24	6	285	153	2	4	450	0	3	453	0
25	25	5	556	320	3	4	888	0	1	889	0

FORM 20 FINAL RESULT SHEET

ELECTION TO THE LEGISLATIVE ASSEMBLY

Total No. of Electors in Assembly Constituency/segment**43145**
Name of Assembly/segment ...**20-Boxanagar Assembly Election**



Serial No. Of Polling Station		No of Valid Votes Cast in favour of					Total of Valid Votes	No. Of Rejected Votes	NOTA	Total	No. Of Tended Votes
		Joydal Hossain	Tafajjal Hossain	Samsul Haque	Abu Khayer Miah	Safiqul Islam					
26	26	12	553	438	8	11	1022	0	8	1030	0
27	27	10	476	429	9	6	930	0	6	936	0
28	28	27	207	389	5	6	634	0	4	638	0
29	29	11	334	647	21	7	1020	0	8	1028	0
30	30	9	51	59	514	5	638	0	5	643	0
31	31	7	200	140	2	1	350	0	2	352	0
32	32	11	509	270	2	8	800	0	2	802	0
33	33	20	380	263	30	5	698	0	5	703	0
34	34	7	136	299	53	3	498	0	1	499	0
35	35	17	116	136	486	12	767	0	12	779	0
36	36	30	181	538	146	11	906	0	18	924	0
37	37	13	299	396	10	7	725	0	17	742	0
38	38	16	112	358	56	3	545	0	9	554	0
39	39	23	120	558	26	5	732	0	8	740	0
40	40	14	142	416	15	4	591	0	6	597	0
41	41	17	126	380	31	6	560	0	9	569	0
42	42	5	67	188	241	6	507	0	2	509	0
43	43	19	238	617	39	9	922	0	13	935	0
44	44	21	219	577	63	8	888	0	6	894	0
45	45	11	91	268	19	0	389	0	1	390	0
46	46	62	266	409	21	5	763	0	3	766	0
47	47	7	331	284	1	2	625	0	1	626	0
48	48	21	115	392	51	9	588	0	6	594	0
49	49	54	153	413	41	6	667	0	10	677	0
50	50	23	176	639	68	4	910	0	11	921	0

FORM 20 FINAL RESULT SHEET


ELECTION TO THE LEGISLATIVE ASSEMBLY

Total No. of Electors in Assembly Constituency/segment**43145**
Name of Assembly/segment ...**20-Boxanagar** Assembly Election



Serial No. Of Polling Station	No of Valid Votes Cast in favour of					Total of Valid Votes	No. Of Rejected Votes	NOTA	Total	No. Of Tendered Votes
	Joydal Hossain	Tafajjal Hossain	Samsul Haque	Abu Khayer Miah	Safiqul Islam					
51 51	25	280	538	47	6	896	0	12	908	0
Total EVM Votes	909	14334	18965	2955	316	37479	0	341	37820	0
Total Postal Ballot Votes	7	221	439	55	0	722	24	1	747	0
Total Votes Polled	916	14555	19404	3010	316	38201	24	342	38567	0

Place:- Boxanagar


 RETURNING OFFICER
 20-Boxanagar
 Returning Officer,
 20-Boxanagar Assembly Constituency
 Sonamura, Sepahijala District.

FORM 20 FINAL RESULT SHEET

ELECTION TO THE LEGISLATIVE ASSEMBLY

Total No. of Electors in Assembly Constituency/segment44814
Name of Assembly/segment ...21-Nalchar (SC) Assembly Election

Serial No. Of Polling Station	No of Valid Votes Cast in favour of					Total of Valid Votes	No. Of Rejected Votes	NOTA	Total	No. Of Tendered Votes	
	Kishor Barman	Tapan Ch. Das	Lutan Das	Bimal Das	Sunil Chandra Das						
1	1	494	348	83	17	10	952	0	20	972	0
2	2	322	295	5	6	1	629	0	3	632	0
3	3	352	209	6	3	2	572	0	2	574	0
4	4	365	221	8	1	2	597	0	1	598	0
5	5	93	139	104	18	20	374	0	110	484	0
6	6	149	320	74	18	22	583	0	30	613	0
7	7	298	198	7	10	3	516	0	8	524	0
8	8	352	222	6	3	3	586	0	6	592	0
9	9	242	475	22	11	2	752	0	10	762	0
10	10	133	319	114	29	13	608	0	36	644	0
11	11	345	238	5	3	4	595	0	6	601	0
12	12	271	295	7	8	2	583	0	8	591	0
13	13	111	558	16	13	10	708	0	8	716	0
14	14	126	345	22	11	4	508	0	3	511	0
15	15	176	420	11	9	5	621	0	6	627	0
16	16	551	319	3	7	2	882	0	9	891	0
17	17	436	243	12	2	5	698	0	9	707	0
18	18	461	440	11	9	6	927	0	8	935	0
19	19	397	425	13	17	7	859	0	16	875	0
20	20	251	317	7	7	5	587	0	8	595	0
21	21	323	263	8	13	3	610	0	10	620	0
22	22	444	384	7	6	2	843	0	9	852	0
23	23	92	228	8	6	11	345	0	39	384	0
24	24	366	264	3	1	2	636	0	7	643	0

FORM 20 FINAL RESULT SHEET

ELECTION TO THE LEGISLATIVE ASSEMBLY

Total No. of Electors in Assembly Constituency/segment**44814**
Name of Assembly/segment ...**21-Nalchar (SC) Assembly Election**

Serial No. Of Polling Station		No of Valid Votes Cast in favour of					Total of Valid Votes	No. Of Rejected Votes	NOTA	Total	No. Of Tended Votes
		Kishor Barman	Tapan Ch. Das	Lutan Das	Bimal Das	Sunil Chandra Das					
25	25	185	227	1	7	3	423	0	7	430	0
26	26	532	336	11	12	5	896	0	12	908	0
27	27	312	152	3	4	0	471	0	4	475	0
28	28	423	200	4	2	2	631	0	3	634	0
29	29	491	299	7	10	2	809	0	13	822	0
30	30	332	394	23	20	14	783	0	16	799	0
31	31	498	393	22	12	12	937	0	15	952	0
32	32	329	254	8	4	4	599	0	9	608	0
33	33	419	308	5	6	3	741	0	24	765	0
34	34	356	399	14	13	11	793	0	11	804	0
35	35	340	459	14	7	6	826	0	14	840	0
36	36	151	260	47	9	13	480	0	27	507	0
37	37	496	528	13	10	4	1051	0	14	1065	0
38	38	347	489	8	9	2	855	0	12	867	0
39	39	452	477	8	8	3	948	0	17	965	0
40	40	312	345	7	11	4	679	0	10	689	0
41	41	462	480	12	8	6	968	0	9	977	0
42	42	488	508	15	13	12	1036	0	10	1046	0
43	43	281	285	13	9	9	597	0	12	609	0
44	44	365	294	7	7	3	676	0	4	680	0
45	45	384	267	2	5	5	663	0	6	669	0
46	46	811	323	7	9	0	1150	0	9	1159	0
47	47	605	253	5	7	6	876	0	13	889	0
48	48	513	336	7	7	6	869	0	13	882	0


FORM 20 FINAL RESULT SHEET

ELECTION TO THE LEGISLATIVE ASSEMBLY

Total No. of Electors in Assembly Constituency/segment44814
Name of Assembly/segment ...21-Nalchar (SC) Assembly Election

Serial No. Of Polling Station		No of Valid Votes Cast in favour of					Total of Valid Votes	No. Of Rejected Votes	NOTA	Total	No. Of Tendered Votes
		Kishor Barman	Tapan Ch. Das	Lutan Das	Bimal Das	Sunil Chandra Das					
49	49	616	436	7	3	4	1066	0	9	1075	0
50	50	483	224	7	7	5	726	0	3	729	0
51	51	389	301	2	7	6	705	0	8	713	0
52	52	405	342	5	8	5	765	0	15	780	0
53	53	171	131	3	4	4	313	0	7	320	0
54	54	540	253	6	6	4	809	0	3	812	0
55	55	376	221	9	8	6	620	0	8	628	0
56	56	347	194	6	3	4	554	0	8	562	0
Total EVM Votes		20361	17853	870	483	319	39886	0	717	40603	0
Total Postal Ballot Votes		475	599	19	3	5	1101	51	8	1160	0
Total Votes Polled		20836	18452	889	486	324	40987	51	725	41763	0

Place:- Nalchar (SC)


 RETURNING OFFICER
 21-Nalchar (SC)



Total No. of Electors in Assembly Constituency/segment44540
Name of Assembly/segment ...22-Sonamura Assembly Election

Serial No. Of Polling Station	No of Valid Votes Cast in favour of				Total of Valid Votes	No. Of Rejected Votes	NOTA	Total	No. Of Tendered Votes	
	Debabrata Bhattacharjee	Neel Kamal Saha	Shyamal Chakraborty	Premjit Sinha						
1	1	194	12	177	3	386	0	5	391	0
2	2	440	36	439	10	925	0	5	930	0
3	3	263	15	279	1	558	0	8	566	0
4	4	211	10	162	2	385	0	6	391	0
5	5	294	15	362	5	676	0	11	687	1
6	6	300	34	557	16	907	0	25	932	0
7	7	339	14	283	3	639	0	13	652	0
8	8	294	15	204	3	516	0	8	524	0
9	9	207	35	708	13	963	0	17	980	0
10	10	501	34	412	7	954	0	14	968	0
11	11	425	24	573	5	1027	0	12	1039	0
12	12	347	7	223	1	578	0	4	582	0
13	13	171	8	130	7	316	0	4	320	0
14	14	488	21	447	8	964	0	15	979	0
15	15	374	11	264	5	654	0	4	658	0
16	16	591	18	363	9	981	0	17	998	0
17	17	259	2	237	0	498	0	7	505	0
18	18	469	15	442	5	931	0	15	946	0
19	19	586	15	395	3	999	0	15	1014	0
20	20	388	11	287	3	689	0	6	695	0
21	21	313	8	174	2	497	0	4	501	0
22	22	337	7	343	6	693	0	5	698	0
23	23	477	18	248	5	748	0	10	758	0
24	24	378	20	274	7	679	0	13	692	0

FORM 20 FINAL RESULT SHEET

ELECTION TO THE LEGISLATIVE ASSEMBLY

Total No. of Electors in Assembly Constituency/segment44540
Name of Assembly/segment ...22-Sonamura Assembly Election

Serial No. Of Polling Station		No of Valid Votes Cast in favour of				Total of Valid Votes	No. Of Rejected Votes	NOTA	Total	No. Of Tendered Votes
		Debabrata Bhattacharjee	Neel Kamal Saha	Shyamal Chakraborty	Premjit Sinha					
25	25	278	7	183	1	469	0	6	475	0
26	26	437	7	281	6	731	0	8	739	0
27	27	253	25	622	9	909	0	9	918	0
28	28	316	21	680	10	1027	0	11	1038	0
29	29	636	30	425	12	1103	0	16	1119	0
30	30	482	6	226	2	716	0	9	725	0
31	31	319	30	451	14	814	0	19	833	0
32	32	284	14	326	6	630	0	4	634	0
33	33	286	45	643	28	1002	0	34	1036	0
34	34	331	27	474	9	841	0	12	853	0
35	35	233	25	537	5	800	0	4	804	0
36	36	155	43	520	9	727	0	16	743	0
37	37	148	27	465	17	657	0	15	672	0
38	38	148	22	355	8	533	0	8	541	0
39	39	194	20	338	10	562	0	16	578	0
40	40	234	47	536	16	833	0	20	853	0
41	41	139	19	405	12	575	0	16	591	0
42	42	134	38	589	11	772	0	12	784	0
43	43	487	21	209	8	725	0	7	732	0
44	44	306	13	402	4	725	0	18	743	0
45	45	239	16	499	10	764	0	16	780	0
46	46	201	18	238	2	459	0	15	474	0
47	47	469	23	438	10	940	0	16	956	0
48	48	545	20	397	8	970	0	14	984	0

BA
02/03/2023
20/23



FORM 20 FINAL RESULT SHEET

ELECTION TO THE LEGISLATIVE ASSEMBLY

Total No. of Electors in Assembly Constituency/segment44540
Name of Assembly/segment ...22-Sonamura Assembly Election

Serial No. Of Polling Station		No of Valid Votes Cast in favour of				Total of Valid Votes	No. Of Rejected Votes	NOTA	Total	No. Of Tended Votes
		Debabrata Bhattacharjee	Neel Kamal Saha	Shyamal Chakraborty	Premjit Sinha					
49	49	217	33	354	4	608	0	10	618	0
50	50	501	10	270	2	783	0	12	795	0
51	51	129	8	328	2	467	0	3	470	0
52	52	428	17	328	12	785	0	21	806	0
Total EVM Votes		17175	1037	19502	376	38090	0	610	38700	1
Total Postal Ballot Votes		449	9	537	1	996	72	7	1075	0
Total Votes Polled		17624	1046	20039	377	39086	72	617	39775	1

Place:- Sonamura


 RETURNING OFFICER
 22-Sonamura
 Returning Officer,
 22-Sonamura Assembly Constituency
 (Sub-Divisional Magistrate)
 Sonamura, Sepahijala District.



FORM 20
FINAL RESULT SHEET

ELECTION TO THE LEGISLATIVE ASSEMBLY

Total No. of Electors in Assembly Constituency/segment50223

Name of Assembly/segment ...23-Dhanpur Assembly Election

Serial No. Of Polling Station		No of Valid Votes Cast in favour of						Total of Valid Votes	No. Of Rejected Votes	NOTA	Total	No. Of Tended Votes
		Kaushik Chanda	Pratima Bhoumik	Habil Mia	Amiya Dayal Noatia	Bappi Debnath	Rakesh Sukla Das					
1	1	393	335	2	9	0	2	741	0	7	748	0
2	2	163	296	5	4	5	8	481	0	4	485	0
3	3	334	228	6	5	0	6	579	0	7	586	0
4	4	134	156	11	330	4	7	642	0	4	646	0
5	5	90	102	3	189	1	3	388	0	7	395	0
6	6	129	215	2	0	0	2	348	0	2	350	0
7	7	444	482	15	75	5	19	1040	0	16	1056	0
8	8	478	372	19	176	6	6	1057	0	15	1072	0
9	9	390	445	9	19	1	16	880	0	8	888	0
10	10	409	315	15	130	5	9	883	0	11	894	0
11	11	107	142	12	478	7	8	754	0	10	764	0
12	12	96	215	11	62	1	5	390	0	3	393	0
13	13	119	118	10	306	2	3	558	0	5	563	0
14	14	18	97	16	607	11	8	757	0	3	760	0
15	15	255	166	6	113	3	4	547	0	3	550	0
16	16	317	305	6	2	4	4	638	0	13	651	0
17	17	274	285	6	4	0	2	571	0	5	576	0
18	18	84	219	11	785	11	17	1127	0	10	1137	0
19	19	24	125	18	536	8	6	717	0	6	723	0
20	20	89	238	31	793	12	16	1179	0	12	1191	0
21	21	382	608	17	12	5	16	1040	0	16	1056	0
22	22	197	290	2	8	1	3	501	0	4	505	0
23	23	111	156	4	186	2	9	468	0	7	475	0
24	24	237	251	7	20	1	0	516	0	5	521	0

FORM 20 FINAL RESULT SHEET

ELECTION TO THE LEGISLATIVE ASSEMBLY

Total No. of Electors in Assembly Constituency/segment50223

Name of Assembly/segment ...23-Dhanpur Assembly Election

Serial No. Of Polling Station		No of Valid Votes Cast in favour of						Total of Valid Votes	No. Of Rejected Votes	NOTA	Total	No. Of Tendered Votes
		Kaushik Chanda	Pratima Bhoumik	Habil Mia	Amiya Dayal Noatia	Bappi Debnath	Rakesh Sukla Das					
25	25	331	314	10	25	2	3	685	0	8	693	0
26	26	255	445	13	10	6	2	731	0	4	735	0
27	27	271	155	9	7	5	3	450	0	8	458	0
28	28	427	586	19	27	6	6	1071	0	5	1076	0
29	29	337	360	12	23	6	4	742	0	6	748	0
30	30	372	183	9	158	5	7	734	0	24	758	0
31	31	479	292	19	23	5	10	828	0	10	838	0
32	32	332	558	11	12	6	7	926	0	13	939	0
33	33	555	504	15	19	3	7	1103	0	14	1117	0
34	34	316	591	9	8	1	1	926	0	17	943	0
35	35	437	447	7	6	1	5	903	0	8	911	0
36	36	340	432	13	9	3	4	801	0	2	803	0
37	37	289	547	12	49	7	13	917	0	12	929	0
38	38	341	378	3	1	1	2	726	0	2	728	0
39	39	277	344	3	2	1	4	631	0	2	633	0
40	40	290	368	6	3	3	3	673	0	12	685	0
41	41	56	287	11	395	2	4	755	0	1	756	0
42	42	150	155	26	421	12	15	779	0	29	808	0
43	43	78	295	29	691	10	8	1111	0	8	1119	0
44	44	226	336	2	4	2	3	573	0	8	581	0
45	45	395	249	10	3	6	14	677	0	14	691	0
46	46	349	220	12	372	4	5	962	0	6	968	0
47	47	194	186	22	477	16	20	915	0	21	936	0
48	48	27	62	16	271	3	4	383	0	6	389	0


FORM 20 FINAL RESULT SHEET

ELECTION TO THE LEGISLATIVE ASSEMBLY

Total No. of Electors in Assembly Constituency/segment50223
Name of Assembly/segment ...23-Dhanpur Assembly Election

Serial No. Of Polling Station		No of Valid Votes Cast in favour of						Total of Valid Votes	No. Of Rejected Votes	NOTA	Total	No. Of Tendered Votes
		Kaushik Chanda	Pratima Bhoumik	Habil Mia	Amiya Dayal Noatia	Bappi Debnath	Rakesh Sukla Das					
		297	310	9	330	6	5	957	0	13	970	0
49	49	297	310	9	330	6	5	957	0	13	970	0
50	50	322	334	11	6	1	1	675	0	3	678	0
51	51	213	301	4	1	0	5	524	0	6	530	0
52	52	276	332	3	4	1	3	619	0	10	629	0
53	53	216	594	11	11	2	2	836	0	11	847	0
54	54	240	294	11	199	10	6	760	0	11	771	0
55	55	350	472	18	28	7	18	893	0	27	920	0
56	56	237	403	14	1	5	14	674	0	6	680	0
57	57	267	454	9	1	3	6	740	0	4	744	0
58	58	197	300	3	8	5	3	516	0	2	518	0
59	59	321	525	12	3	7	8	876	0	19	895	0
Total EVM Votes		15334	18774	647	8457	258	404	43874	0	535	44409	0
Total Postal Ballot Votes		314	374	4	214	0	1	907	22	3	932	0
Total Votes Polled		15648	19148	651	8671	258	405	44781	22	538	45341	0

Place:- Sonamura (Dhanpur).


 Returning Officer
 23-Dhanpur Assembly Constituency
 Sonamura, Sepahijala Dis.

ANNEXURE-39
(CHAPTER 15, PARA 15.25.8)

FORM-20
FINAL RESULT SHEET

Election to the Tripura Legislative Assembly, 2023

Total No of Electors in the Assembly Constituency : General Electors-41496, Service Electors-112.

No & Name of the Assembly Constituency: 24-Ramchandraghat(ST)Assembly Constituency

Sl No	No & Name of polling Station	No of vldid votes cast in favour of					Total of valid votes	No. of rejected votes	NOTA	Total	No of tendered votes
		Prasanta Debbarma, IPFT	Ranjit Debbarma, CPI(M)	Ranjit Debbarma, TMP	Sanjit Debbarma, IND	Sahajit Debbarma, IND					
1	2	3	4	5	6	7	8	9	10	11	12
1	24/1-Khengrabari JB School	5	3	218	6	1	233	0	3	236	
2	24/2-Bagabil High School	36	60	815	60	13	984	0	10	994	
3	24/3-Ratanpur Class-XII School	6	20	703	33	7	769	0	4	773	
4	24/4-Kachamati SB School	5	8	390	38	4	445	0	5	450	
5	24/5-Bara Jambira Bari SB School	16	34	634	38	2	724	0	2	726	
6	24/6-Belchara High School	11	82	746	101	16	956	0	6	962	
7	24/7-Rath Tilla SB School	12	23	790	49	3	877	0	5	882	
8	24/8-Debendra Chowdhury Para High School	5	20	360	23	6	414	0	7	421	
9	24/9-Goumagar SB School	12	533	58	378	17	998	0	19	1017	
10	24/10-Mata Maharani JB School	53	66	827	75	7	1028	0	15	1043	
11	24/11-Sriram Thakur Para Model SB School	3	54	658	26	4	745	0	2	747	
12	24/12-Birchandra Pur Class-XII School	9	488	58	447	19	1021	0	9	1030	
13	24/13-Mudibari SB School	16	90	737	39	11	893	0	13	906	
14	24/14-Baijalbari Class-XII School (South Wing)	19	32	558	13	6	628	0	11	639	
15	24/15-Baijalbari Class-XII School (North Wing)	29	39	808	22	9	907	0	4	911	
16	24/16-KMR High School	5	5	432	11	5	458	0	2	460	
17	24/17-Sarat Chowdhury Para SB School	19	18	760	14	5	816	0	4	820	
18	24/18-Natun Melkabari SB School	24	25	347	15	8	419	0	11	430	
19	24/19-Labanya Chowdhury Para High School	13	15	403	4	2	437	0	4	441	
20	24/20-Mare Haduk Para SB School	20	37	715	31	7	810	0	5	815	
21	24/21-Sonarai Bari SB School	10	51	461	23	7	552	0	6	558	
22	24/22-Ampura Class-XII School	22	32	595	14	5	668	0	4	672	
23	24/23-Nakshatra Bari JB School	23	28	484	20	11	566	0	13	579	
24	24/24-Athaibari High School	42	57	785	34	9	927	0	6	933	
25	24/25-Lal Tilla JB School	19	307	231	211	18	786	0	19	805	
26	24/26-Uttar Ramchandraghat High School	18	448	23	390	46	925	0	13	938	

amp

	24/27-Seoratali JB School										
28	24/28-Pandit Ram Bari SB School	16	173	498	110	12	809	0	7	816	
29	24/29-Akhra Bari SB School	46	60	832	30	3	971	0	7	978	
30	24/30-Iswar Sardar Para High School (North Wing)	40	64	847	25	9	985	0	14	999	
31	24/31-Iswar Sardar Para High School (South Wing)	6	41	593	9	2	651	0	6	657	
32	24/32-Nalong Bari SB School	22	40	573	36	13	684	0	14	698	
33	24/33-Warento Bari Chitta Ranjan DebBarma Smriti High School	7	12	550	14	3	586	0	2	588	
34	24/34-Ramdayal Thakur Para SB School	28	34	996	57	11	1126	0	11	1137	
35	24/35-Chankhala Bari Model SB School	4	43	603	7	5	662	0	2	664	
36	24/36-Deshbandhu Vidyaniketan SB School	14	20	931	6	1	972	0	0	972	
37	24/37-Battali High School	50	419	153	340	15	977	0	9	986	
38	24/38-Purba Ramchandraghat SB School	40	263	397	291	26	1017	0	12	1029	
39	24/39-East Ramchandraghat Colony JB School	27	49	640	27	6	749	0	6	755	
40	24/40-Gouranga Tilla H.S. School (North Wing)	75	245	166	197	11	694	0	18	712	
41	24/41-Gouranga Tilla H.S. School (East Wing)	17	230	390	316	27	980	0	7	987	
42	24/42-Khamar Tilla JB School	6	349	18	540	36	949	0	12	961	
43	24/43-Bagan Bazar High School	12	289	175	331	35	842	0	16	858	
44	24/44-Dwanikapur High School (East Wing)	18	505	45	395	52	1015	0	15	1030	
45	24/45-Dwanikapur High School (South Wing)	11	507	38	369	33	958	0	9	967	
46	24/46-Khash Kalyanpur High School	16	509	16	417	27	985	0	10	995	
47	24/47-Wandalong Bari High School	5	288	57	243	17	610	0	6	616	
	Total No of Votes recorded at Polling Stations	7	76	330	55	6	474	0	6	480	
	No of votes recorded on postal ballot papers	919	6791	22444	5930	598	36682	0	391	37073	0
	Total Votes Polled	932	6941	23143	6010	598	37624	63	394	38081	0

Place : Khowai
Date : 02-03-2023

(N.S. Chakma)
Returning Officer
24-Ramchandraghat(ST)Assembly Constituency
Sr. Dy. Collector,
Khowai District

(N.S. Chakma)
Returning Officer
For 24-Ramchandraghat(ST)
AC
Sr Deputy Collector)
Khowai Tripura

FORM 20 FINAL RESULT SHEET

ELECTION TO THE LEGISLATIVE ASSEMBLY

Total No. of Electors in Assembly Constituency/segment ...42949
Name of Assembly/segment ...25-Khowal Assembly Election

Serial No. Of Polling Station		No of Valid Votes Cast in favour of			Total of Valid Votes	No. Of Rejected Votes	NOTA	Total	No. Of Tended Votes
		Nirmal Biswas	Subrata Majumdar	Klshore Roy					
1	1	326	349	8	683	0	5	688	0
2	2	0	0	0	0	0	0	0	0
3	3	361	400	6	767	0	4	771	0
4	4	291	273	5	569	0	6	575	0
5	5	292	247	6	545	0	9	554	0
6	6	443	475	4	922	0	7	929	0
7	7	398	354	13	765	0	9	774	0
8	8	232	245	3	480	0	4	484	0
9	9	424	366	10	800	0	6	806	0
10	10	550	378	6	934	0	8	942	0
11	11	366	422	10	798	0	7	805	0
12	12	375	386	21	782	0	7	789	0
13	13	366	402	15	783	0	6	789	0
14	14	223	281	6	510	0	3	513	0
15	15	578	353	27	958	0	10	968	0
16	16	538	311	13	862	0	9	871	0
17	17	191	305	9	505	0	3	508	0
18	18	352	353	10	715	0	11	726	0
19	19	317	336	15	668	0	3	671	0
20	20	265	274	6	545	0	4	549	0
21	21	494	372	14	880	0	14	894	0
22	22	392	406	10	808	0	18	826	0
23	23	344	357	16	717	0	14	731	0
24	24	191	203	6	400	0	4	404	0
25	25	525	439	15	979	0	14	993	0

**FORM 20
FINAL RESULT SHEET**

ELECTION TO THE LEGISLATIVE ASSEMBLY

Total No. of Electors in Assembly Constituency/segment42949
Name of Assembly/segment ...25-Khowai Assembly Election

Serial No. Of Polling Station		No of Valid Votes Cast in favour of			Total of Valid Votes	No. Of Rejected Votes	NOTA	Total	No. Of Tended Votes
		Nirmal Biswas	Subrata Majumdar	Kishore Roy					
26	26	374	301	11	686	0	12	698	0
27	27	232	336	14	582	0	3	585	0
28	28	432	449	16	897	0	9	906	0
29	29	209	213	8	430	0	3	433	0
30	30	361	455	11	827	0	9	836	0
31	31	407	439	7	853	0	4	857	0
32	32	438	437	16	891	0	18	909	0
33	33	340	542	17	899	0	12	911	0
34	34	376	443	34	853	0	121	974	0
35	35	243	389	18	650	0	12	662	0
36	36	402	373	12	787	0	10	797	0
37	37	373	414	6	793	0	5	798	0
38	38	212	334	6	552	0	2	554	0
39	39	270	274	20	564	0	6	570	0
40	40	297	257	5	559	0	3	562	0
41	41	241	340	7	588	0	8	596	0
42	42	504	497	25	1026	0	6	1032	0
43	43	321	180	6	507	0	23	530	0
44	44	465	475	38	978	0	8	986	0
45	45	480	471	21	972	0	13	985	0
46	46	195	161	8	364	0	17	381	0
47	47	494	351	20	865	0	12	877	0
48	48	448	268	9	725	0	5	730	0
49	49	430	429	9	868	0	6	874	0
50	50	518	471	15	1004	0	8	1012	0

vs

FORM 20 FINAL RESULT SHEET


ELECTION TO THE LEGISLATIVE ASSEMBLY

Total No. of Electors in Assembly Constituency/segment42949
Name of Assembly/segment ...25-Khowai Assembly Election

Serial No. Of Polling Station		No of Valid Votes Cast in favour of			Total of Valid Votes	No. Of Rejected Votes	NOTA	Total	No. Of Tendered Votes
		Nirmal Biswas	Subrata Majumdar	Kishore Roy					
51	51	518	392	22	932	0	11	943	0
52	52	532	264	27	823	0	40	863	0
Total EVM Votes		18946	18242	662	37850	0	571	38421	0
Total Postal Ballot Votes		750	414	8	1172	48	16	1236	0
Total Votes Polled		19696	18656	670	39022	48	587	39657	0

Place:-

Khowai


 RETURNING OFFICER
 25-Khowai
(Bijay Sinha)
 Returning Officer
 25-Khowai A/C
 (Sub-Divisional Magistrate)
 Khowai, Tripura



FORM 20 FINAL RESULT SHEET

ELECTION TO THE LEGISLATIVE ASSEMBLY

Total No. of Electors in Assembly Constituency/segment39901
Name of Assembly/segment ...26-Asharambari (ST) Assembly Election

Serial No. Of Polling Station		No of Valid Votes Cast in favour of					Total of Valid Votes	No. Of Rejected Votes	NOTA	Total	No. Of Tended Votes
		Jayanti Deb Barma	Dilip Debbarma	Animesh Debbarma	Archana Urang	Jappu DebBarma					
1	1	215	227	51	32	15	540	0	10	550	0
2	2	289	234	92	50	23	688	0	12	700	0
3	3	332	259	122	97	10	820	0	17	837	0
4	4	114	181	123	16	11	445	0	9	454	0
5	5	304	269	129	42	12	756	0	15	771	0
6	6	45	29	560	15	5	654	0	8	662	0
7	7	125	241	282	82	11	741	0	11	752	0
8	8	181	129	579	59	25	973	0	15	988	0
9	9	107	57	705	28	15	912	0	7	919	0
10	10	62	43	626	17	7	755	0	13	768	0
11	11	172	113	666	20	9	980	0	6	986	0
12	12	126	93	770	20	2	1011	0	18	1029	0
13	13	128	28	433	23	8	620	0	7	627	0
14	14	136	67	544	19	6	772	0	19	791	0
15	15	74	109	304	24	7	518	0	10	528	0
16	16	190	24	625	20	11	870	0	7	877	0
17	17	136	28	466	25	12	667	0	9	676	0
18	18	207	79	369	11	4	670	0	10	680	0
19	19	92	269	54	14	14	443	0	8	451	0
20	20	321	306	209	35	11	882	0	15	897	0
21	21	338	285	346	55	23	1047	0	15	1062	0
22	22	61	46	486	5	2	600	0	1	601	0
23	23	80	61	404	17	2	564	0	9	573	0
24	24	63	164	781	12	4	1024	0	2	1026	0
25	25	103	125	763	16	12	1019	0	11	1030	0



FORM 20 FINAL RESULT SHEET

ELECTION TO THE LEGISLATIVE ASSEMBLY

Total No. of Electors in Assembly Constituency/segment39901
Name of Assembly/segment ...26-Asharambari (ST) Assembly Election

Serial No. Of Polling Station		No of Valid Votes Cast in favour of					Total of Valid Votes	No. Of Rejected Votes	NOTA	Total	No. Of Tended Votes
		Jayanti Deb Barma	Dilip Debbarma	Animesh Debbarma	Archana Urang	Jappu DebBarma					
26	26	64	61	547	13	22	707	0	2	709	0
27	27	90	64	398	18	3	573	0	14	587	0
28	28	37	31	624	16	8	716	0	21	737	0
29	29	90	64	980	31	21	1186	0	23	1209	0
30	30	69	46	945	30	12	1102	0	11	1113	0
31	31	71	48	633	15	8	775	0	13	788	0
32	32	53	27	634	12	6	732	0	7	739	0
33	33	68	44	585	20	4	721	0	15	736	0
34	34	35	20	588	5	3	651	0	7	658	0
35	35	90	50	697	9	5	851	0	6	857	0
36	36	28	48	456	8	2	542	0	5	547	0
37	37	23	56	537	9	4	629	0	3	632	0
38	38	50	14	210	6	2	282	0	4	286	0
39	39	31	35	435	9	4	514	0	6	520	0
40	40	59	37	549	18	10	673	0	14	687	0
41	41	72	51	730	15	3	871	0	8	879	0
42	42	71	20	345	19	7	462	0	4	466	0
43	43	17	19	135	7	3	181	0	4	185	0
44	44	122	21	539	38	10	730	0	22	752	0
45	45	130	28	695	33	17	903	0	11	914	0
46	46	52	50	752	17	7	878	0	17	895	0
47	47	103	14	400	11	2	530	0	1	531	0
48	48	52	14	426	10	8	510	0	6	516	0
Total EVM		5478	4328	23329	1123	432	34690	0	488	35178	0
Page Notes											

2



FORM 20
FINAL RESULT SHEET
ELECTION TO THE LEGISLATIVE ASSEMBLY

Total No. of Electors in Assembly Constituency/segment**39901**
Name of Assembly/segment ...**26-Asharambari (ST) Assembly Election**

Serial No. Of Polling Station	No of Valid Votes Cast in favour of					Total of Valid Votes	No. Of Rejected Votes	NOTA	Total	No. Of Tended Votes
	Jayanti Deb Barma	Dilip Debbarma	Animesh Debbarma	Archana Urang	Jappu DebBarma					
Total Postal Ballot Votes	32	92	509	2	0	635	21	2	658	0
Total Votes Polled	5510	4420	23838	1125	432	35325	21	490	35836	0

Place:- Asharambari (ST)


 RETURNING OFFICER
 26-Asharambari (ST)
 (S.C.Saha)
 Returning Officer
 26-Asharambari (ST) A/C
 (Addl. D.M. & Collector)
 Khowai, District, Tripura



FINAL RESULT SHEET

ELECTION TO THE LEGISLATIVE ASSEMBLY

Total No. of Electors in Assembly Constituency/segment44597
Name of Assembly/segment ...27-Kalyanpur-Pramodnagar Assembly Election

Serial No. Of Polling Station	No of Valid Votes Cast in favour of				Total of Valid Votes	No. Of Rejected Votes	NOTA	Total	No. Of Tended Votes	
	Pinaki Das Chowdhury	Manindra Chandra Das	Manihar Debbarma	Nagendra Chandra Shil						
1	1	521	320	8	18	867	0	8	875	0
2	2	54	5	223	4	286	0	1	287	0
3	3	495	279	8	3	785	0	7	792	0
4	4	528	346	29	14	917	0	12	929	0
5	5	458	225	5	4	692	0	6	698	0
6	6	634	350	9	12	1005	0	11	1016	0
7	7	246	134	243	7	630	0	4	634	0
8	8	359	266	14	24	663	0	6	669	0
9	9	280	208	323	10	821	0	7	828	0
10	10	342	311	53	11	717	0	5	722	0
11	11	74	28	616	13	731	0	4	735	0
12	12	374	233	47	10	664	0	6	670	0
13	13	327	143	25	3	498	0	6	504	0
14	14	395	223	17	19	654	0	8	662	0
15	15	236	230	2	7	475	0	5	480	0
16	16	74	18	561	3	656	0	10	666	0
17	17	164	33	809	11	1017	0	10	1027	0
18	18	329	255	69	10	663	0	11	674	0
19	19	613	234	1	8	856	0	7	863	0
20	20	460	247	118	9	834	0	12	846	0
21	21	148	8	226	2	384	0	1	385	0
22	22	288	305	4	9	606	0	5	611	0
23	23	241	255	4	16	516	0	4	520	0
24	24	252	154	5	9	420	0	4	424	0
25	25	175	30	666	9	880	0	6	886	0



FORM 20
FINAL RESULT SHEET

ELECTION TO THE LEGISLATIVE ASSEMBLY

Total No. of Electors in Assembly Constituency/segment44597
Name of Assembly/segment ...27-Kalyanpur-Pramodnagar Assembly Election

Serial No. Of Polling Station	No of Valid Votes Cast in favour of				Total of Valid Votes	No. Of Rejected Votes	NOTA	Total	No. Of Tendered Votes
	Pinaki Das Chowdhury	Manindra Chandra Das	Manihar Debbarma	Nagendra Chandra Shil					
					474	0	2	476	0
26	26	109	13	349	3	0	10	813	0
27	27	94	13	692	4	0	4	895	0
28	28	151	67	670	3	0	4	736	0
29	29	96	36	597	3	0	11	926	0
30	30	511	383	10	11	0	12	999	0
31	31	501	449	12	25	0	13	888	0
32	32	297	195	373	10	0	18	964	0
33	33	508	394	23	21	0	5	802	0
34	34	501	285	3	8	0	6	1074	0
35	35	545	486	26	11	0	7	370	0
36	36	172	172	8	11	0	5	858	0
37	37	136	44	666	7	0	2	576	0
38	38	133	28	410	3	0	8	572	0
39	39	81	7	469	7	0	6	753	0
40	40	419	316	7	5	0	2	425	0
41	41	233	177	3	10	0	16	998	0
42	42	523	422	10	27	0	5	587	0
43	43	383	191	0	8	0	8	655	0
44	44	450	146	40	11	0	2	933	0
45	45	524	398	4	5	0	6	811	0
46	46	445	344	5	11	0	4	459	0
47	47	285	164	0	6	0	8	663	0
48	48	383	254	4	14	0	4	559	0
49	49	358	182	2	13	0	1	523	0
50	50	127	38	353	4	0			


FORM 20
FINAL RESULT SHEET

ELECTION TO THE LEGISLATIVE ASSEMBLY

Total No. of Electors in Assembly Constituency/segment44597
Name of Assembly/segment ...27-Kalyanpur-Pramodnagar Assembly Election

Serial No. Of Polling Station	No of Valid Votes Cast in favour of				Total of Valid Votes	No. Of Rejected Votes	NOTA	Total	No. Of Tendered Votes
	Pinaki Das Chowdhury	Manindra Chandra Das	Manihar Debbarma	Nagendra Chandra Shil					
51	51	52	6	426	488	0	2	490	0
52	52	163	35	492	613	0	6	702	0
53	53	99	47	458	1024	0	5	618	0
54	54	554	239	223	831	0	10	1034	0
55	55	557	258	8	831	0	8	839	0
56	56	97	29	510	641	0	5	646	0
Total EVM Votes		17554	10658	10938	39676	0	371	40047	0
Total Postal Ballot Votes		349	323	352	1027	20	1	1048	0
Total Votes Polled		17903	10981	11290	40703	20	372	41095	0

Place:- Kalyanpur-Pramodnagar


 RETURNING OFFICER
 27-Kalyanpur-Pramodnagar
 Returning Officer
 27-Kalyanpur-Pramodnagar Assembly Constituency
 Teliamura, Khowai Tripura.

FORM 20 FINAL RESULT SHEET

ELECTION TO THE LEGISLATIVE ASSEMBLY

Total No. of Electors in Assembly Constituency/segment45226

Name of Assembly/segment ...28-Teliamura Assembly Election

Serial No. Of Polling Station		No of Valid Votes Cast in favour of					Total of Valid Votes	No. Of Rejected Votes	NOTA	Total	No. Of Tendered Votes
		ASHOK KR. BAIDYA	KALYANI SAHA ROY	RABI CHOWDHURY	ABHIJIT SARKAR	Narayan Debnath					
1	1	19	53	10	654	6	742	0	6	748	0
2	2	13	60	9	352	2	436	0	0	436	0
3	3	55	123	25	732	7	942	0	10	952	0
4	4	26	68	12	825	2	933	0	5	938	0
5	5	27	54	14	383	4	482	0	2	484	0
6	6	382	458	6	3	5	854	0	4	858	0
7	7	246	419	3	30	10	708	0	4	712	0
8	8	0	0	0	0	0	0	0	0	0	0
9	9	17	194	5	292	2	510	0	2	512	0
10	10	184	273	2	3	8	470	0	3	473	0
11	11	280	467	8	121	9	885	0	9	894	0
12	12	115	176	4	258	2	555	0	8	563	0
13	13	291	319	0	2	8	620	0	9	629	0
14	14	57	188	13	310	2	570	0	3	573	0
15	15	326	392	6	4	17	745	0	7	752	0
16	16	47	164	2	214	1	428	0	3	431	0
17	17	42	121	3	309	3	478	0	1	479	0
18	18	16	168	9	337	7	537	0	6	543	0
19	19	47	267	24	711	6	1055	0	7	1062	0
20	20	6	157	5	303	0	471	0	2	473	0
21	21	245	306	10	2	13	576	0	8	584	0
22	22	271	487	17	8	36	819	0	5	824	0
23	23	210	271	25	21	17	544	0	4	548	0
24	24	368	462	14	104	46	994	0	9	1003	0
25	25	236	288	14	86	11	635	0	11	646	0

FORM 20 FINAL RESULT SHEET

ELECTION TO THE LEGISLATIVE ASSEMBLY

Total No. of Electors in Assembly Constituency/segment ...45226
Name of Assembly/segment ...28-Teliamura Assembly Election

Serial No. Of Polling Station		No of Valid Votes Cast in favour of					Total of Valid Votes	No. Of Rejected Votes	NOTA	Total	No. Of Tendered Votes
		ASHOK KR. BAIDYA	KALYANI SAHA ROY	RABI CHOWDHURY	ABHIJIT SARKAR	Narayan Debnath					
26	26	27	281	8	348	10	674	0	2	676	0
27	27	262	372	19	292	21	966	0	9	975	0
28	28	18	63	5	419	2	507	0	2	509	0
29	29	44	207	21	518	9	799	0	18	817	0
30	30	105	149	19	393	12	678	0	3	681	0
31	31	296	339	15	246	28	924	0	10	934	0
32	32	374	599	17	7	33	1030	0	11	1041	0
33	33	413	482	16	81	17	1009	0	9	1018	0
34	34	261	271	10	3	6	551	0	4	555	0
35	35	491	494	6	6	11	1008	0	5	1013	0
36	36	265	330	6	3	14	618	0	4	622	0
37	37	179	256	2	3	11	451	0	6	457	0
38	38	316	376	7	4	15	718	0	6	724	0
39	39	458	441	13	11	19	942	0	9	951	0
40	40	414	468	14	5	8	909	0	11	920	0
41	41	485	557	15	4	13	1074	0	8	1082	0
42	42	391	508	17	3	13	932	0	13	945	0
43	43	232	306	10	2	6	556	0	4	560	0
44	44	266	394	3	0	2	665	0	5	670	0
45	45	332	293	7	5	5	642	0	7	649	0
46	46	243	270	6	2	8	529	0	7	536	0
47	47	406	418	14	10	13	861	0	8	869	0
48	48	306	207	9	5	6	533	0	6	539	0
49	49	369	402	13	0	12	796	0	11	807	0
50	50	377	372	7	1	8	765	0	9	774	0


FORM 20 FINAL RESULT SHEET

ELECTION TO THE LEGISLATIVE ASSEMBLY

Total No. of Electors in Assembly Constituency/segment45226
Name of Assembly/segment ...28-Teliamura Assembly Election

Serial No. Of Polling Station		No of Valid Votes Cast in favour of					Total of Valid Votes	No. Of Rejected Votes	NOTA	Total	No. Of Tendered Votes
		ASHOK KR. BAIDYA	KALYANI SAHA ROY	RABI CHOWDHURY	ABHIJIT SARKAR	Narayan Debnath					
51	51	395	340	11	7	12	765	0	11	776	0
52	52	334	372	13	4	9	732	0	6	738	0
53	53	247	289	6	4	16	562	0	5	567	0
54	54	286	345	8	5	28	672	0	10	682	0
Total EVM Votes		12118	16136	557	8455	591	37857	0	347	38204	0
Total Postal Ballot Votes		485	619	18	449	13	1584	28	11	1623	0
Total Votes Polled		12603	16755	575	8904	604	39441	28	358	39827	0

Place:- Teliamura


 02/03/23
 RETURNING OFFICER
 28-Teliamura
 Abhijit Chakraborty, ICS-I
 Returning Officer
 28-Teliamura Assembly Constituency
 Teliamura Sub-Division
 Khowai Tripura.



FINAL RESULT SHEET

ELECTION TO THE LEGISLATIVE ASSEMBLY

Total No. of Electors in Assembly Constituency/segment37929
Name of Assembly/segment ...29-Krishnapur (ST) Assembly Election

Serial No. Of Polling Station		No of Valid Votes Cast in favour of				Total of Valid Votes	No. Of Rejected Votes	NOTA	Total	No. Of Tended Votes
		BIKASH DEBBARMA	SWASTI DEBBARMA	MAHENDRA DEBBARMA	ATUL DEBBARMA					
1	1	625	391	7	6	1029	0	9	1038	0
2	2	453	328	7	2	790	0	7	797	0
3	3	357	291	4	6	658	0	4	662	0
4	4	317	253	2	3	575	0	6	581	0
5	5	331	230	8	2	571	0	5	576	0
6	6	49	13	788	8	858	0	3	861	0
7	7	27	24	486	7	544	0	2	546	0
8	8	124	35	652	17	828	0	11	839	0
9	9	126	13	392	7	538	0	4	542	0
10	10	153	75	480	27	735	0	17	752	0
11	11	38	9	175	5	227	0	6	233	0
12	12	23	14	214	7	258	0	3	261	0
13	13	423	545	12	3	983	0	10	993	0
14	14	462	382	13	8	865	0	17	882	0
15	15	300	220	8	4	532	0	13	545	0
16	16	236	186	7	4	433	0	6	439	0
17	17	570	423	9	9	1011	0	7	1018	0
18	18	533	387	4	3	927	0	13	940	0
19	19	603	303	12	9	927	0	19	946	0
20	20	565	278	9	17	869	0	25	894	0
21	21	500	287	3	4	794	0	11	805	0
22	22	395	217	16	11	639	0	8	647	0
23	23	263	146	8	4	421	0	7	428	0
24	24	577	412	16	8	1013	0	12	1025	0
25	25	157	138	387	2	684	0	8	692	0


FORM 20
FINAL RESULT SHEET
ELECTION TO THE LEGISLATIVE ASSEMBLY

Total No. of Electors in Assembly Constituency/segment37929
 Name of Assembly/segment ...29-Krishnapur (ST) Assembly Election

Serial No. Of Polling Station	No of Valid Votes Cast in favour of				Total of Valid Votes	No. Of Rejected Votes	NOTA	Total	No. Of Tended Votes	
	BIKASH DEBBARMA	SWASTI DEBBARMA	MAHENDRA DEBBARMA	ATUL DEBBARMA						
26	26	346	166	150	7	669	0	20	689	0
27	27	299	228	13	2	542	0	12	554	0
28	28	436	173	6	15	630	0	14	644	0
29	29	225	20	751	14	1010	0	14	1024	0
30	30	301	197	165	3	666	0	7	673	0
31	31	120	27	400	5	552	0	1	553	0
32	32	160	53	585	7	805	0	12	817	0
33	33	41	6	268	4	319	0	2	321	0
34	34	128	12	151	3	294	0	6	300	0
35	35	395	225	49	39	708	0	9	717	0
36	36	273	284	52	8	617	0	14	631	0
37	37	274	219	11	0	504	0	7	511	0
38	38	563	340	76	8	987	0	15	1002	0
39	39	243	228	396	10	877	0	7	884	0
40	40	66	52	210	3	331	0	6	337	0
41	41	220	115	173	6	514	0	9	523	0
42	42	151	80	493	14	738	0	11	749	0
43	43	70	118	398	7	593	0	6	599	0
44	44	207	67	577	13	864	0	5	869	0
45	45	100	35	483	11	629	0	4	633	0
46	46	192	42	655	12	901	0	12	913	0
47	47	131	34	332	7	504	0	10	514	0
48	48	144	22	209	4	379	0	11	390	0
49	49	115	37	319	7	478	0	10	488	0
50	50	59	17	208	6	290	0	10	300	0






FINAL RESULT SHEET
ELECTION TO THE LEGISLATIVE ASSEMBLY

Total No. of Electors in Assembly Constituency/segment37929
Name of Assembly/segment ...29-Krishnapur (ST) Assembly Election

Serial No. Of Polling Station	No of Valid Votes Cast in favour of				Total of Valid Votes	No. Of Rejected Votes	NOTA	Total	No. Of Tendered Votes
	BIKASH DEBBARMA	SWASTI DEBBARMA	MAHENDRA DEBBARMA	ATUL DEBBARMA					
Total EVM Votes	13466	8397	10849	398	33110	0	467	33577	0
Total Postal Ballot Votes	334	282	313	15	944	27	4	975	0
Total Votes Polled	13800	8679	11162	413	34054	27	471	34552	0

Place:- Krishnapur (ST)


 RETURNING OFFICER
 29-Krishnapur (ST)
 Rakesh Chakraborty, I.C.S.-I
 Returning Officer
 29-Krishnapur (ST) Assembly Constituency
 Teliamura Sub-Division
 Khowai Tripura.

FORM 20 FINAL RESULT SHEET

ELECTION TO THE LEGISLATIVE ASSEMBLY

Total No. of Electors in Assembly Constituency/segment56419
Name of Assembly/segment ...30-Bagma (ST) Assembly Election

Serial No. Of Polling Station		No of Valid Votes Cast in favour of			Total of Valid Votes	No. Of Rejected Votes	NOTA	Total	No. Of Tended Votes
		Naresh Chandra Jamatia	Ram Pada Jamatia	Purna Ch. Jamatia					
1	1	550	511	36	1097	0	17	1114	0
2	2	403	408	19	830	0	14	844	0
3	3	449	458	23	930	0	13	943	0
4	4	456	535	70	1061	0	23	1084	0
5	5	20	318	404	742	0	7	749	0
6	6	98	223	335	656	0	6	662	0
7	7	380	533	24	937	0	9	946	0
8	8	16	137	382	535	0	5	540	0
9	9	35	150	450	635	0	6	641	0
10	10	49	397	512	958	0	10	968	0
11	11	118	291	402	811	0	12	823	0
12	12	379	278	18	675	0	14	689	0
13	13	62	312	776	1150	0	13	1163	0
14	14	40	246	372	658	0	19	677	0
15	15	336	353	9	698	0	8	706	0
16	16	292	259	62	613	0	16	629	0
17	17	451	385	6	842	0	10	852	0
18	18	161	140	5	306	0	4	310	0
19	19	401	399	20	820	0	3	823	0
20	20	0	0	0	0	0	0	0	0
21	21	491	626	43	1160	0	49	1209	0
22	22	254	365	18	637	0	8	645	0
23	23	423	238	29	690	0	24	714	0
24	24	322	403	16	741	0	9	750	0
25	25	156	385	10	551	0	8	559	0

FORM 20 FINAL RESULT SHEET

ELECTION TO THE LEGISLATIVE ASSEMBLY

Total No. of Electors in Assembly Constituency/segment56419
Name of Assembly/segment ...30-Bagma (ST) Assembly Election

Serial No. Of Polling Station		No of Valid Votes Cast in favour of			Total of Valid Votes	No. Of Rejected Votes	NOTA	Total	No. Of Tended Votes
		Naresh Chandra Jamatia	Ram Pada Jamatia	Purna Ch. Jamatia					
26	26	248	488	11	747	0	12	759	0
27	27	350	560	33	943	0	22	965	0
28	28	155	220	449	824	0	16	840	0
29	29	91	246	806	1143	0	18	1161	0
30	30	48	167	291	506	0	11	517	0
31	31	64	410	720	1194	0	34	1228	0
32	32	62	236	535	833	0	13	846	0
33	33	19	96	415	530	0	6	536	0
34	34	95	238	585	918	0	35	953	0
35	35	48	219	702	969	0	5	974	0
36	36	34	237	750	1021	0	9	1030	0
37	37	100	178	264	542	0	7	549	0
38	38	68	76	92	236	0	4	240	0
39	39	9	56	48	113	0	2	115	0
40	40	110	123	373	606	0	6	612	0
41	41	91	227	293	611	0	4	615	0
42	42	282	162	498	942	0	7	949	0
43	43	38	145	313	496	0	4	500	0
44	44	47	144	506	697	0	2	699	0
45	45	60	187	575	822	0	10	832	0
46	46	30	146	185	361	0	8	369	0
47	47	1	105	163	269	0	0	269	0
48	48	53	162	717	932	0	11	943	0
49	49	579	501	22	1102	0	18	1120	0
50	50	400	503	26	929	0	22	951	0

FORM 20 FINAL RESULT SHEET

ELECTION TO THE LEGISLATIVE ASSEMBLY

Total No. of Electors in Assembly Constituency/segment56419
Name of Assembly/segment ...30-Bagma (ST) Assembly Election

Serial No. Of Polling Station		No of Valid Votes Cast in favour of			Total of Valid Votes	No. Of Rejected Votes	NOTA	Total	No. Of Tendered Votes
		Naresh Chandra Jamatia	Ram Pada Jamatia	Purna Ch. Jamatia					
51	51	375	484	7	866	0	19	885	0
52	52	467	615	28	1110	0	23	1133	0
53	53	503	259	28	790	0	30	820	0
54	54	364	289	24	677	0	10	687	0
55	55	179	290	6	475	0	5	480	0
56	56	43	254	331	628	0	6	634	0
57	57	51	263	484	798	0	7	805	0
58	58	93	231	653	977	0	7	984	0
59	59	56	220	212	488	0	14	502	0
60	60	18	47	53	118	0	6	124	0
61	61	59	391	410	860	0	13	873	0
62	62	116	382	376	874	0	15	889	0
63	63	2	70	96	168	0	0	168	0
64	64	19	39	46	104	0	2	106	0
65	65	33	143	117	293	0	14	307	0
66	66	53	393	566	1012	0	7	1019	0
67	67	460	606	10	1076	0	14	1090	0
Total EVM Votes		12315	19158	16860	48333	0	785	49118	0
Total Postal Ballot Votes		298	324	539	1161	25	8	1194	0
Total Votes Polled		12613	19482	17399	49494	25	793	50312	0

Place:- Bagma (ST)


 (Raju Deb)
 RETURNING OFFICER
 30-Bagma (ST) AC
 (Add. Sub-Divisional Magistrate)
 Udaipur, Gomati District

FORM 20 FINAL RESULT SHEET

ELECTION TO THE LEGISLATIVE ASSEMBLY

Total No. of Electors in Assembly Constituency/segment 46382
Name of Assembly/segment ... 31-Radhakishorpur Assembly Election



Serial No. Of Polling Station		No of Valid Votes Cast in favour of					Total of Valid Votes	No. Of Rejected Votes	NOTA	Total	No. Of Tendered Votes
		Pranajit Singha Roy	Partha Karmakar	Srikanta Datta	Bibhu lal Dey	Ratan Debbarma					
1	1	351	17	333	17	6	724	0	9	733	0
2	2	268	5	324	4	1	602	0	3	605	0
3	3	512	28	485	20	10	1055	0	18	1073	0
4	4	413	18	271	5	2	709	0	7	716	0
5	5	383	14	148	6	2	553	0	10	563	0
6	6	483	25	205	11	7	731	0	18	749	0
7	7	393	20	333	11	5	762	0	21	783	0
8	8	315	20	209	6	1	551	0	7	558	0
9	9	326	9	243	3	2	583	0	11	594	0
10	10	517	17	365	5	5	909	0	11	920	0
11	11	615	17	263	6	2	903	0	22	925	0
12	12	680	23	350	14	6	1073	0	15	1088	0
13	13	601	12	217	3	0	833	0	11	844	0
14	14	501	21	400	9	6	937	0	12	949	0
15	15	327	14	297	5	0	643	0	8	651	0
16	16	384	9	176	5	1	575	0	5	580	0
17	17	318	9	281	5	0	613	0	8	621	0
18	18	504	22	322	9	0	857	0	9	866	0
19	19	485	25	321	3	4	838	0	11	849	0
20	20	420	20	431	4	3	878	0	10	888	0
21	21	355	28	171	5	1	560	0	5	565	0
22	22	309	7	232	6	2	556	0	7	563	0
23	23	266	10	159	4	6	445	0	0	445	0
24	24	322	12	188	5	1	528	0	6	534	0
25	25	652	28	184	5	7	877	0	12	889	0

Return Officer

FORM 20 FINAL RESULT SHEET

ELECTION TO THE LEGISLATIVE ASSEMBLY

Total No. of Electors in Assembly Constituency/segment ...48302
Name of Assembly/segment ...31-Radhakishorpur Assembly Election



Serial No. Of Polling Station		No of Valid Votes Cast in favour of					Total of Valid Votes	No. Of Rejected Votes	NOTA	Total	No. Of Tendered Votes
		Pranajit Singha Roy	Partha Karmakar	Srikanta Datta	Bibhu lal Dey	Ratan Debbarma					
26	26	289	16	129	1	0	435	0	2	437	0
27	27	488	18	145	6	5	662	0	5	667	0
28	28	380	19	197	4	1	601	0	5	606	0
29	29	383	11	133	6	0	533	0	6	539	0
30	30	575	31	343	13	7	969	0	15	984	0
31	31	314	9	225	9	1	558	0	7	565	0
32	32	472	14	408	5	3	902	0	14	916	0
33	33	437	12	263	4	3	719	0	7	726	0
34	34	350	9	417	5	0	781	0	12	793	0
35	35	318	25	186	3	2	534	0	6	540	0
36	36	365	10	269	3	0	647	0	9	656	0
37	37	261	14	189	2	1	467	0	10	477	0
38	38	416	18	386	6	4	830	0	14	844	0
39	39	470	17	329	4	2	822	0	12	834	0
40	40	554	23	464	12	2	1055	0	15	1070	0
41	41	551	29	344	3	1	928	0	9	937	0
42	42	454	11	300	4	1	770	0	9	779	0
43	43	414	15	371	11	4	815	0	11	826	0
44	44	455	15	511	10	1	992	0	12	1004	0
45	45	554	15	164	3	2	738	0	10	748	0
46	46	337	13	191	4	2	547	0	8	555	0
47	47	371	18	616	13	7	1025	0	11	1036	0
48	48	392	20	398	10	3	823	0	12	835	0
49	49	303	13	184	8	2	510	0	8	518	0
50	50	321	19	379	8	4	731	0	11	742	0



FORM 20 FINAL RESULT SHEET

ELECTION TO THE LEGISLATIVE ASSEMBLY

Total No. of Electors in Assembly Constituency/segment48302
Name of Assembly/segment ...31-Radhakishorpur Assembly Election



Serial No. Of Polling Station	No of Valid Votes Cast in favour of					Total of Valid Votes	No. Of Rejected Votes	NOTA	Total	No. Of Tended Votes	
	Pranajit Singha Roy	Partha Karmakar	Srikanta Datta	Bibhu lal Dey	Ratan Debbarma						
51	51	472	23	390	3	3	891	0	5	896	0
52	52	507	18	424	12	5	966	0	23	989	1
53	53	264	11	178	4	0	457	0	1	458	0
54	54	452	16	558	13	1	1040	0	10	1050	0
55	55	487	15	139	2	0	643	0	4	647	0
56	56	561	15	229	5	7	817	0	13	830	0
Total EVM Votes		23668	942	16367	372	154	41503	0	552	42055	1
Total Postal Ballot Votes		753	78	640	5	5	1481	72	16	1569	0
Total Votes Polled		24421	1020	17007	377	159	42984	72	568	43624	1

Place:- Radhakishorpur


 RETURNING OFFICER
 31-Radhakishorpur
 Returning Officer
 31-Radhakishorepur: A/C
 Udaipur, Gomati District

7414

FORM 20 FINAL RESULT SHEET

ELECTION TO THE LEGISLATIVE ASSEMBLY

Total No. of Electors in Assembly Constituency/segment55023
Name of Assembly/segment ...32-Matarbari Assembly Election

Serial No. Of Polling Station	No of Valid Votes Cast in favour of				Total of Valid Votes	No. Of Rejected Votes	NOTA	Total	No. Of Tendered Votes	
	Abhishek Debroy	Pranajit Roy	Biralal Noatia	Tarmin Uddin						
1	1	316	576	45	5	942	0	5	947	0
2	2	190	304	8	3	505	0	4	509	0
3	3	384	443	13	5	845	0	10	855	0
4	4	129	28	266	3	426	0	7	433	0
5	5	371	182	242	1	796	0	4	800	0
6	6	271	211	414	7	903	0	10	913	0
7	7	525	438	13	13	989	0	17	1006	0
8	8	454	414	17	3	888	0	9	897	0
9	9	100	29	213	0	342	0	9	351	0
10	10	317	68	575	4	964	0	8	972	0
11	11	121	36	152	2	311	0	8	319	0
12	12	269	62	432	8	771	0	8	779	0
13	13	157	29	177	0	363	0	3	366	0
14	14	223	26	432	1	682	0	12	694	0
15	15	547	219	7	7	780	0	10	790	0
16	16	161	234	209	8	612	0	17	629	0
17	17	657	412	14	4	1087	0	10	1097	0
18	18	565	452	6	10	1033	0	14	1047	0
19	19	389	170	4	3	566	0	6	572	0
20	20	407	272	5	7	691	0	5	696	0
21	21	498	133	4	0	635	0	1	636	0
22	22	482	145	5	0	632	0	3	635	0
23	23	474	294	9	7	784	0	8	792	0
24	24	699	305	7	7	1018	0	13	1031	0
25	25	562	239	9	14	824	0	22	846	0

FORM 20 FINAL RESULT SHEET

ELECTION TO THE LEGISLATIVE ASSEMBLY

Total No. of Electors in Assembly Constituency/segment55023
Name of Assembly/segment ...32-Matarbari Assembly Election



Serial No. Of Polling Station		No of Valid Votes Cast in favour of				Total of Valid Votes	No. Of Rejected Votes	NOTA	Total	No. Of Tended Votes
		Abhishek Debroy	Pranajit Roy	Biralal Noatia	Tarmin Uddin					
26	26	410	333	5	4	752	0	10	762	0
27	27	482	382	9	5	878	0	9	887	0
28	28	500	257	8	4	769	0	14	783	0
29	29	338	136	5	1	480	0	6	486	0
30	30	517	403	11	3	934	0	12	946	0
31	31	465	515	10	10	1000	0	16	1016	0
32	32	381	170	2	0	553	0	2	555	0
33	33	291	133	2	2	428	0	3	431	0
34	34	636	227	8	1	872	0	7	879	0
35	35	384	299	8	3	694	0	9	703	0
36	36	440	235	12	1	688	0	8	696	0
37	37	466	270	5	9	750	0	12	762	0
38	38	765	249	4	6	1024	0	17	1041	0
39	39	531	306	186	10	1033	0	13	1046	0
40	40	531	246	10	3	790	0	10	800	0
41	41	347	458	94	19	918	0	11	929	0
42	42	361	454	215	6	1036	0	11	1047	0
43	43	258	61	322	1	642	0	7	649	0
44	44	296	295	220	3	814	0	5	819	0
45	45	525	294	8	2	829	0	4	833	0
46	46	317	241	7	2	567	0	13	580	0
47	47	309	307	4	2	622	0	9	631	0
48	48	703	332	11	7	1053	0	14	1067	0
49	49	469	170	5	3	647	0	3	650	0
50	50	746	322	7	7	1082	0	11	1093	0

FORM 20 FINAL RESULT SHEET

ELECTION TO THE LEGISLATIVE ASSEMBLY

Total No. of Electors in Assembly Constituency/segment**55023**

Name of Assembly/segment ...**32-Matarbari Assembly Election**

Serial No. Of Polling Station		No of Valid Votes Cast in favour of				Total of Valid Votes	No. Of Rejected Votes	NOTA	Total	No. Of Tended Votes
		Abhishek Debroy	Pranajit Roy	Biralal Noatia	Tarmin Uddin					
51	51	547	491	9	8	1055	0	5	1060	0
52	52	461	396	10	8	875	0	7	882	0
53	53	318	345	87	5	755	0	8	763	0
54	54	320	233	48	4	605	0	10	615	0
55	55	493	327	7	3	830	0	4	834	0
56	56	188	127	236	3	554	0	3	557	0
57	57	173	134	267	4	578	0	8	586	0
58	58	258	53	459	8	778	0	8	786	0
59	59	249	176	246	7	678	0	10	688	0
60	60	230	223	107	2	562	0	6	568	0
61	61	487	353	234	8	1082	0	12	1094	0
62	62	329	246	250	4	829	0	14	843	0
63	63	262	88	504	7	861	0	12	873	0
Total EVM Votes		25051	16008	6920	307	48286	0	566	48852	0
Total Postal Ballot Votes		443	445	181	2	1071	85	10	1166	0
Total Votes Polled		25494	16453	7101	309	49357	85	576	50018	0

Place:- Matarbari


 RETURNING OFFICER
 32-Matarbari
Returning Officer
32-Matarbari A/C.
 Udaipur, Gomati District.

FORM 20 FINAL RESULT SHEET

ELECTION TO THE LEGISLATIVE ASSEMBLY

Total No. of Electors in Assembly Constituency/segment54009
Name of Assembly/segment ...33-Kakraban-Shalgara (SC) Assembly Election



Serial No. Of Polling Station	No of Valid Votes Cast in favour of				Total of Valid Votes	No. Of Rejected Votes	NOTA	Total	No. Of Tended Votes	
	Jitendra Majumder	Ratan Kr. Bhowmik	Kshir Mohan Das	Uttam Das						
1	1	399	210	7	4	620	0	6	626	0
2	2	524	318	9	2	853	0	19	872	0
3	3	540	602	15	11	1168	0	10	1178	0
4	4	453	323	2	6	784	0	8	792	0
5	5	316	285	3	4	608	0	7	615	0
6	6	287	684	18	10	999	0	23	1022	0
7	7	344	325	191	3	863	0	8	871	0
8	8	699	363	4	8	1074	0	19	1093	0
9	9	400	658	19	6	1083	0	17	1100	0
10	10	323	158	5	0	486	0	9	495	0
11	11	391	282	377	5	1055	0	15	1070	0
12	12	261	344	404	9	1018	0	9	1027	0
13	13	272	208	510	3	993	0	8	1001	0
14	14	451	279	9	4	743	0	11	754	0
15	15	385	363	13	5	766	0	5	771	0
16	16	471	185	8	3	667	0	6	673	0
17	17	428	327	9	4	768	0	7	775	0
18	18	492	312	24	0	828	0	2	830	0
19	19	390	488	9	3	890	0	6	896	0
20	20	420	387	9	4	820	0	7	827	0
21	21	458	242	7	3	710	0	5	715	0
22	22	347	326	10	1	684	0	7	691	0
23	23	403	340	7	3	753	0	11	764	0
24	24	447	451	7	4	909	0	16	925	0
25	25	394	203	5	1	603	0	9	612	0

FORM 20
FINAL RESULT SHEET

ELECTION TO THE LEGISLATIVE ASSEMBLY

Total No. of Electors in Assembly Constituency/segment54009
Name of Assembly/segment ...33-Kakraban-Shalgara (SC) Assembly Election

Serial No. Of Polling Station		No of Valid Votes Cast in favour of				Total of Valid Votes	No. Of Rejected Votes	NOTA	Total	No. Of Tendered Votes
		Jitendra Majumder	Ratan Kr. Bhowmik	Kshir Mohan Das	Uttam Das					
26	26	530	383	15	4	932	0	12	944	0
27	27	576	494	10	8	1088	0	18	1106	0
28	28	301	389	7	9	706	0	6	712	0
29	29	232	238	2	5	477	0	7	484	0
30	30	460	269	273	8	1010	0	16	1026	0
31	31	628	268	24	6	926	0	11	937	0
32	32	524	483	16	14	1037	0	14	1051	0
33	33	696	341	28	4	1069	0	12	1081	0
34	34	520	308	10	5	843	0	8	851	0
35	35	442	409	5	5	861	0	8	869	0
36	36	278	219	9	5	511	0	1	512	0
37	37	482	319	22	6	829	0	9	838	0
38	38	433	385	4	5	827	0	12	839	0
39	39	330	360	271	11	972	0	14	986	0
40	40	373	148	99	4	624	0	5	629	0
41	41	29	20	285	6	340	0	5	345	0
42	42	410	262	75	6	753	0	22	775	0
43	43	382	276	269	16	943	0	18	961	0
44	44	442	256	8	3	709	0	17	726	0
45	45	248	214	301	5	768	0	7	775	0
46	46	277	258	4	1	540	0	5	545	0
47	47	273	246	43	2	564	0	13	577	0
48	48	393	375	8	4	780	0	20	800	0
49	49	418	428	10	3	859	0	10	869	0
50	50	195	169	195	6	565	0	9	574	0

FORM 20
FINAL RESULT SHEET

ELECTION TO THE LEGISLATIVE ASSEMBLY

Total No. of Electors in Assembly Constituency/segment54009
Name of Assembly/segment ...33-Kakraban-Shalgara (SC) Assembly Election

Serial No. Of Polling Station		No of Valid Votes Cast in favour of				Total of Valid Votes	No. Of Rejected Votes	NOTA	Total	No. Of Tendered Votes
		Jitendra Majumder	Ratan Kr. Bhowmik	Kshir Mohan Das	Uttam Das					
51	51	294	252	314	12	872	0	18	890	0
52	52	98	54	401	14	567	0	13	580	0
53	53	541	315	177	3	1036	0	15	1051	0
54	54	656	303	130	3	1092	0	11	1103	0
55	55	217	111	328	7	663	0	8	671	0
56	56	554	382	160	5	1101	0	17	1118	0
57	57	460	356	27	5	848	0	15	863	0
58	58	193	41	508	7	749	0	9	758	0
Total EVM Votes		23180	17994	5719	313	47206	0	635	47841	0
Total Postal Ballot Votes		445	580	177	3	1205	48	2	1255	0
Total Votes Polled		23625	18574	5896	316	48411	48	637	49096	0

Place:- Kakraban-Shalgara (SC)

SUB
02/05/2023
RETURNING OFFICER
33-Kakraban-Shalgara (SC)
Returning Officer
For
33-Kakraban Salgара (SC)
Assembly Constituency
Udaipur, Gomati District

FORM 20 FINAL RESULT SHEET

ELECTION TO THE LEGISLATIVE ASSEMBLY

Total No. of Electors in Assembly Constituency/segment48011
Name of Assembly/segment ...34-Rajnagar (SC) Assembly Election

Serial No. Of Polling Station		No of Valid Votes Cast in favour of			Total of Valid Votes	No. Of Rejected Votes	NOTA	Total	No. Of Tendered Votes
		SUDHAN DAS	SWAPNA MAJUMDER	ABHIJIT MALAKAR					
1	1	226	183	110	519	0	8	527	0
2	2	306	355	312	973	0	26	999	0
3	3	442	630	11	1083	0	11	1094	0
4	4	261	267	35	563	0	13	576	0
5	5	243	246	241	730	0	27	757	0
6	6	552	327	83	962	0	14	976	0
7	7	346	322	15	683	0	15	698	0
8	8	349	274	44	667	0	12	679	0
9	9	376	370	11	757	0	6	763	0
10	10	379	476	11	866	0	12	878	0
11	11	392	423	16	831	0	19	850	0
12	12	347	517	12	876	0	15	891	0
13	13	405	384	15	804	0	10	814	0
14	14	344	348	9	701	0	13	714	0
15	15	127	233	258	618	0	41	659	0
16	16	298	311	8	617	0	13	630	0
17	17	476	410	33	919	0	22	941	0
18	18	390	296	19	705	0	17	722	0
19	19	302	410	12	724	0	9	733	0
20	20	287	312	11	610	0	6	616	0
21	21	310	385	10	705	0	12	717	0
22	22	408	249	8	665	0	16	681	0
23	23	240	377	4	621	0	10	631	0
24	24	549	248	7	804	0	15	819	0
Page 25	25	490	500	34	1024	0	12	1036	0

FORM 20 FINAL RESULT SHEET

ELECTION TO THE LEGISLATIVE ASSEMBLY

Total No. of Electors in Assembly Constituency/segment**48011**

Name of Assembly/segment ...**34-Rajnagar (SC) Assembly Election**

Serial No. Of Polling Station		No of Valid Votes Cast in favour of			Total of Valid Votes	No. Of Rejected Votes	NOTA	Total	No. Of Tendered Votes
		SUDHAN DAS	SWAPNA MAJUMDER	ABHIJIT MALAKAR					
26	26	257	314	7	578	0	7	585	0
27	27	341	555	23	919	0	10	929	0
28	28	562	399	5	966	0	19	985	0
29	29	441	239	97	777	0	10	787	0
30	30	426	460	11	897	0	17	914	0
31	31	282	429	16	727	0	3	730	0
32	32	289	226	64	579	0	8	587	0
33	33	340	462	15	817	0	16	833	0
34	34	218	285	183	686	0	11	697	0
35	35	451	509	18	978	0	27	1005	0
36	36	463	513	27	1003	0	15	1018	0
37	37	468	484	70	1022	0	15	1037	0
38	38	378	405	49	832	0	7	839	0
39	39	349	440	15	804	0	6	810	0
40	40	449	415	119	983	0	35	1018	0
41	41	292	501	11	804	0	8	812	0
42	42	291	464	18	773	0	11	784	0
43	43	243	315	7	565	0	14	579	0
44	44	287	279	19	585	0	11	596	0
45	45	270	266	17	553	0	7	560	0
46	46	442	413	18	873	0	8	881	0
47	47	211	218	23	452	0	7	459	0
48	48	233	367	10	610	0	23	633	0
49	49	304	336	3	643	0	5	648	0
50	50	307	401	14	722	0	4	726	0

FORM 20
FINAL RESULT SHEET

ELECTION TO THE LEGISLATIVE ASSEMBLY

Total No. of Electors in Assembly Constituency/segment**48011**
Name of Assembly/segment ...**34-Rajnagar (SC)** Assembly Election

Serial No. Of Polling Station		No of Valid Votes Cast in favour of			Total of Valid Votes	No. Of Rejected Votes	NOTA	Total	No. Of Tendered Votes
		SUDHAN DAS	SWAPNA MAJUMDER	ABHIJIT MALAKAR					
51	51	503	510	11	1024	0	9	1033	0
52	52	333	404	12	749	0	17	766	0
53	53	205	172	10	387	0	6	393	0
54	54	340	446	10	796	0	18	814	0
55	55	245	437	3	685	0	3	688	0
Total EVM Votes		19065	20517	2234	41816	0	731	42547	0
Total Postal Ballot Votes		449	332	33	814	33	7	854	0
Total Votes Polled		19514	20849	2267	42630	33	738	43401	0

Place:- Rajnagar (SC)

RETURNING OFFICER
34-Rajnagar (SC)

FORM 20 FINAL RESULT SHEET

ELECTION TO THE LEGISLATIVE ASSEMBLY

Total No. of Electors in Assembly Constituency/segment44741
Name of Assembly/segment ...35-Belonia Assembly Election

Serial No. Of Polling Station		No of Valid Votes Cast in favour of				Total of Valid Votes	No. Of Rejected Votes	NOTA	Total	No. Of Tendered Votes
		GOUTAM SARKAR	DILIP KUMAR CHOWDHURY	DIPANKAR SEN	GOURI SANKAR NANDI					
1	1	348	16	316	5	685	0	7	692	0
2	2	355	22	324	10	711	0	13	724	0
3	3	300	15	381	20	716	0	16	732	0
4	4	384	15	441	21	861	0	17	878	0
5	5	165	4	151	2	322	0	5	327	0
6	6	309	19	295	28	651	0	44	695	0
7	7	492	27	601	21	1141	0	44	1185	0
8	8	289	13	480	10	792	0	3	795	0
9	9	279	8	429	7	723	0	5	728	0
10	10	452	13	425	7	897	0	7	904	0
11	11	335	16	336	3	690	0	4	694	0
12	12	451	13	559	8	1031	0	15	1046	0
13	13	530	25	494	7	1056	0	18	1074	0
14	14	451	21	402	3	877	0	11	888	0
15	15	313	12	290	8	623	0	8	631	0
16	16	289	19	300	4	612	0	5	617	0
17	17	217	11	260	1	489	0	6	495	0
18	18	343	9	348	1	701	0	8	709	0
19	19	236	5	187	2	430	0	4	434	0
20	20	254	12	183	1	450	0	6	456	0
21	21	498	19	345	1	863	0	17	880	0
22	22	453	23	511	6	993	0	26	1019	0
23	23	236	13	290	0	539	0	3	542	0
24	24	478	15	504	8	1005	0	18	1023	0

FORM 20 FINAL RESULT SHEET

ELECTION TO THE LEGISLATIVE ASSEMBLY

Total No. of Electors in Assembly Constituency/segment**44741**

Name of Assembly/segment ...**35-Belonia Assembly Election**

Serial No. Of Polling Station		No of Valid Votes Cast in favour of				Total of Valid Votes	No. Of Rejected Votes	NOTA	Total	No. Of Tendered Votes
		GOUTAM SARKAR	DILIP KUMAR CHOWDHURY	DIPANKAR SEN	GOURI SANKAR NANDI					
25	25	241	10	260	1	512	0	10	522	0
26	26	311	10	360	1	682	0	6	688	0
27	27	314	6	295	1	616	0	13	629	0
28	28	433	16	568	5	1022	0	16	1038	0
29	29	359	16	214	6	595	0	16	611	0
30	30	289	16	332	3	640	0	7	647	0
31	31	344	21	466	14	845	0	14	859	0
32	32	566	17	463	3	1049	0	10	1059	0
33	33	462	14	374	7	857	0	7	864	0
34	34	306	14	266	3	589	0	9	598	0
35	35	402	11	477	4	894	0	7	901	0
36	36	260	14	284	7	565	0	13	578	0
37	37	251	7	352	12	622	0	12	634	0
38	38	320	17	293	15	645	0	20	665	0
39	39	283	7	291	9	590	0	16	606	0
40	40	372	13	286	8	679	0	16	695	0
41	41	440	26	590	16	1072	0	23	1095	0
42	42	434	16	596	23	1069	0	21	1090	0
43	43	203	11	359	7	580	0	3	583	0
44	44	380	13	257	11	661	0	27	688	0
45	45	347	8	213	5	573	0	10	583	0
46	46	511	12	426	9	958	0	8	966	0
47	47	532	10	254	5	801	0	7	808	0
48	48	362	15	348	9	734	0	14	748	0

FORM 20 FINAL RESULT SHEET

ELECTION TO THE LEGISLATIVE ASSEMBLY

Total No. of Electors in Assembly Constituency/segment44741

Name of Assembly/segment ...35-Belonia Assembly Election

Serial No. Of Polling Station	No of Valid Votes Cast in favour of				Total of Valid Votes	No. Of Rejected Votes	NOTA	Total	No. Of Tendered Votes	
	GOUTAM SARKAR	DILIP KUMAR CHOWDHURY	DIPANKAR SEN	GOURI SANKAR NANDI						
49	49	310	13	410	9	742	0	7	749	0
50	50	417	9	357	6	789	0	7	796	0
51	51	488	20	366	5	879	0	14	893	0
52	52	326	5	240	4	575	0	4	579	0
53	53	384	16	470	8	878	0	8	886	0
Total EVM Votes		19104	748	19319	400	39571	0	655	40226	0
Total Postal Ballot Votes		509	12	697	7	1225	66	15	1306	0
Total Votes Polled		19613	760	20016	407	40796	66	670	41532	0

Place:-

Belonia


 RETURNING OFFICER
 35-Belonia

Returning Officer
 35-Belonia A/C
 Belonia, South Tripura

FORM 20
FINAL RESULT SHEET
[SEE RULE 56 C (2) (C)]

ELECTION TO THE 36-SANTIRBAZAR (ST) ASSEMBLY CONSTITUENCY

(To be used both for Parliamentary and Assembly Election)

Total No. of Electors in 36-SantirbazarST) Assembly Constiuency-


Serial No. of Polling Station	No. of valid votes cast in favour of				Total of valid votes	No. of rejected votes	NOTA	Total	No. of tendered votes
	NARENDRA REANG AITC	PRAMOD REANG BJP	SATYAJIT REANG CPI	HARENDRA REANG TMP					
1	2	3	4	5	6	7	8	9	10
1	10	274	168	236	688	0	10	698	
2	6	130	125	326	587	0	10	597	
3	5	75	151	321	552	0	5	557	
4	7	251	63	263	584	0	6	590	
5	7	208	112	272	599	0	7	606	
6	14	194	162	702	1072	0	20	1092	
7	4	241	65	605	915	0	6	921	
8	15	523	162	343	1043	0	16	1059	
9	8	302	256	226	792	0	11	803	
10	18	232	227	254	731	0	10	741	
11	18	441	51	258	768	0	7	775	
12	15	263	168	247	693	0	10	703	
13	7	347	139	371	864	0	11	875	
14	6	167	26	103	302	0	3	305	
15	5	136	11	214	366	0	14	380	
16	6	318	137	231	692	0	13	705	
17	12	323	117	342	794	0	24	818	
18	13	445	407	166	1031	0	12	1043	
19	4	169	319	45	537	0	6	543	
20	12	229	120	453	814	0	17	831	
21	7	193	103	237	540	0	3	543	
22	18	152	246	406	822	0	7	829	
23	10	292	185	169	656	0	3	659	
24	14	327	216	332	889	0	23	912	
25	4	317	141	68	530	0	6	536	
26	4	149	62	277	492	0	9	501	

②

27	8	274	112	375	769	0	9	778	
28	6	146	12	196	360	0	6	366	
29	10	362	128	373	873	0	5	878	
30	5	121	14	221	361	0	1	362	
31	15	282	75	496	868	0	13	881	
32	7	123	37	379	546	0	9	555	
33	15	275	318	406	1014	0	19	1033	
34	10	264	158	138	570	0	7	577	
35	2	434	321	23	780	0	8	788	
36	24	518	324	18	884	0	10	894	
37	10	412	352	198	972	0	10	982	
38	17	390	364	281	1052	0	21	1073	
39	14	439	205	8	666	0	7	673	
40	13	336	191	7	547	0	3	550	
41	17	433	372	14	836	0	6	842	
42	9	421	435	7	872	0	8	880	
43	12	322	284	6	624	0	9	633	
44	10	445	266	13	734	0	6	740	
45	16	410	282	11	719	0	5	724	
46	11	521	413	18	963	0	14	977	
47	8	305	324	5	642	0	8	650	
48	1	164	41	237	443	0	7	450	
49	12	319	296	186	813	0	10	823	
50	20	192	284	304	800	0	14	814	
51	16	214	257	203	690	0	8	698	
52	14	203	265	182	664	0	4	668	
53	12	138	46	135	331	0	7	338	
54	10	140	25	177	352	0	15	367	
55	6	285	150	196	637	0	7	644	
56	21	509	335	28	893	0	13	906	
57	17	601	418	23	1059	0	8	1067	
58	15	312	125	251	703	0	11	714	
59	12	333	249	42	636	0	8	644	
60	11	258	65	396	730	0	15	745	
61	9	188	99	319	615	0	6	621	
62	14	262	64	486	826	0	9	835	
63	11	144	67	332	554	0	26	580	

①

64	4	91	16	103	214	0	8	222	
Total No. of votes recorded at Polling Station	693	18284	11728	14260	44965	0	629	45594	0
No. of votes recorded on Postal Ballot Papers included ETPBS	4	425	335	355	1119	23	7	1149	0
Total Votes polled	697	18709	12063	14615	46084	23	636	46743	0


 (A. Baidya, TCS) 2023
Returning Officer
 (Sub-Divisional Magistrate)
 Santirbazar, South Tripura
 (A. Baidya, TCS)
Returning Officer
 36-Santirbazar (ST) AC

FORM 20 FINAL RESULT SHEET

ELECTION TO THE LEGISLATIVE ASSEMBLY

Total No. of Electors in Assembly Constituency/segment ...47006
Name of Assembly/segment ...37-Hrishyamukh Assembly Election

Serial No. Of Polling Station		No of Valid Votes Cast in favour of			Total of Valid Votes	No. Of Rejected Votes	NOTA	Total	No. Of Tended Votes
		ASOKE CH. MITRA	DIPAYAN CHOUDHURY	ARUP DEB					
1	1	430	455	6	891	0	15	906	0
2	2	188	161	7	356	0	6	362	0
3	3	190	250	6	446	0	3	449	0
4	4	329	472	10	811	0	8	819	0
5	5	443	347	8	798	0	6	804	0
6	6	325	316	5	646	0	10	656	0
7	7	290	303	6	599	0	7	606	0
8	8	356	405	10	771	0	14	785	0
9	9	527	416	24	967	0	14	981	0
10	10	360	161	11	532	0	9	541	0
11	11	483	202	38	723	0	12	735	0
12	12	295	204	5	504	0	9	513	0
13	13	299	319	62	680	0	13	693	0
14	14	669	396	17	1082	0	13	1095	0
15	15	345	209	227	781	0	16	797	0
16	16	335	326	378	1039	0	16	1055	0
17	17	391	235	66	692	0	11	703	0
18	18	336	273	72	681	0	15	696	0
19	19	194	181	6	381	0	3	384	0
20	20	340	376	8	724	0	5	729	0
21	21	503	328	11	842	0	12	854	0
22	22	480	407	7	894	0	20	914	0
23	23	245	158	209	612	0	26	638	0
24	24	121	190	316	627	0	7	634	0
25	25	145	147	518	810	0	22	832	0

FORM 20 FINAL RESULT SHEET

ELECTION TO THE LEGISLATIVE ASSEMBLY

Total No. of Electors in Assembly Constituency/segment47006

Name of Assembly/segment ...37-Hrishyamukh Assembly Election

Serial No. Of Polling Station		No of Valid Votes Cast in favour of			Total of Valid Votes	No. Of Rejected Votes	NOTA	Total	No. Of Tendered Votes
		ASOKE CH. MITRA	DIPAYAN CHOUDHURY	ARUP DEB					
26	26	335	290	18	643	0	18	661	0
27	27	259	315	11	585	0	8	593	0
28	28	394	368	13	775	0	13	788	0
29	29	323	224	53	600	0	4	604	0
30	30	298	200	53	551	0	10	561	0
31	31	473	326	186	985	0	22	1007	0
32	32	293	246	91	630	0	9	639	0
33	33	340	277	235	852	0	29	881	0
34	34	351	318	6	675	0	10	685	0
35	35	267	305	6	578	0	8	586	0
36	36	307	304	324	935	0	27	962	0
37	37	233	324	6	563	0	9	572	0
38	38	461	502	10	973	0	13	986	0
39	39	356	322	82	760	0	4	764	0
40	40	343	285	7	635	0	8	643	0
41	41	395	151	78	624	0	7	631	0
42	42	280	284	5	569	0	7	576	0
43	43	308	337	5	650	0	13	663	0
44	44	195	208	111	514	0	24	538	0
45	45	279	306	28	613	0	13	626	0
46	46	422	513	7	942	0	9	951	0
47	47	489	397	117	1003	0	16	1019	0
48	48	258	367	4	629	0	2	631	0
49	49	308	315	18	641	0	9	650	0
50	50	294	303	4	601	0	3	604	0

FORM 20 FINAL RESULT SHEET

ELECTION TO THE LEGISLATIVE ASSEMBLY

Total No. of Electors in Assembly Constituency/segment47006

Name of Assembly/segment ...37-Hrishyamukh Assembly Election

Serial No. Of Polling Station		No of Valid Votes Cast in favour of			Total of Valid Votes	No. Of Rejected Votes	NOTA	Total	No. Of Tended Votes
		ASOKE CH. MITRA	DIPAYAN CHOUDHURY	ARUP DEB					
51	51	299	424	11	734	0	7	741	0
52	52	246	236	5	487	0	11	498	0
53	53	202	258	36	496	0	7	503	0
54	54	303	266	53	622	0	23	645	0
55	55	224	279	12	515	0	8	523	0
56	56	181	302	8	491	0	13	504	0
57	57	310	490	13	813	0	10	823	0
58	58	469	380	16	865	0	9	874	0
59	59	342	537	125	1004	0	15	1019	0
Total EVM Votes		19456	18196	3790	41442	0	690	42132	0
Total Postal Ballot Votes		530	372	66	968	24	4	996	0
Total Votes Polled		19986	18568	3856	42410	24	694	43128	0

Place:- Hrishyamukh

RETURNING OFFICER
37-Hrishyamukh


FORM 20
FINAL RESULT SHEET
[SEE RULE 56 C (2) (C)]
ELECTION TO THE 38 - JOLAIBARI (ST) ASSEMBLY CONSTITUENCY
(To be used both for Parliamentary and Assembly Election)
Total No. of Electors in 38-Jolaibari(ST) Assembly Constiuency-

Serial No. of Polling Station	No. of valid votes cast in favour of				Total of valid votes	No. of rejected votes	NOTA	Total	No. of tendered votes
	KANGJARI MOG TMC	DEBENDRA TRIPURA C.P.I (M)	SUKLA CHARAN NOATIA IPFT	GAURAB MOG CHOUDHURY TMP					
1	2	3	4	5	6	7	8	9	10
1	7	333	298	11	649	0	9	658	
2	14	321	287	8	630	0	12	642	
3	23	332	408	5	768	0	4	772	
4	19	403	303	9	734	0	13	747	
5	17	350	219	53	639	0	7	646	
6	9	316	266	36	627	0	7	634	
7	23	472	514	26	1035	0	9	1044	
8	24	322	464	84	894	0	14	908	
9	12	454	542	34	1042	0	17	1059	
10	17	473	542	33	1065	0	6	1071	
11	17	358	287	15	677	0	12	689	
12	17	418	429	8	872	0	10	882	
13	17	414	483	28	942	0	12	954	
14	15	106	152	248	521	0	12	533	
15	22	386	485	196	1089	0	22	1111	
16	38	202	280	436	956	0	44	1000	
17	16	393	375	69	853	0	12	865	
18	28	224	299	370	921	0	39	960	
19	14	274	418	210	916	0	19	935	
20	33	115	209	387	744	0	28	772	
21	6	140	262	283	691	0	26	717	
22	8	28	119	214	369	0	13	382	
23	22	362	304	126	814	0	9	823	
24	33	201	190	146	570	0	9	579	
25	20	427	262	9	718	0	12	730	
26	24	243	158	175	600	0	20	620	
27	43	185	162	383	773	0	24	797	
28	17	261	327	13	618	0	9	627	
29	11	355	285	3	654	0	4	658	
30	17	381	353	10	761	0	15	776	
31	7	238	332	20	597	0	12	609	

(Signature)

32	7	296	407	6	716	0	9	725	
33	11	318	304	7	640	0	7	647	
34	11	400	433	4	848	0	9	857	
35	8	278	310	6	602	0	11	613	
36	10	330	350	12	702	0	8	710	
37	3	272	278	8	561	0	3	564	
38	14	451	198	6	669	0	6	675	
39	18	472	389	12	891	0	9	900	
40	13	344	309	13	679	0	8	687	
41	14	355	296	29	694	0	7	701	
42	19	228	280	154	681	0	14	695	
43	9	364	371	14	758	0	11	769	
44	16	190	217	11	434	0	6	440	
45	11	116	178	121	426	0	9	435	
46	22	227	113	569	931	0	20	951	
47	22	67	90	464	643	0	14	657	
48	22	192	178	236	628	0	23	651	
49	11	293	234	11	549	0	10	559	
50	14	292	268	20	594	0	8	602	
51	43	234	345	520	1142	0	36	1178	
52	22	136	180	202	540	0	15	555	
53	27	549	419	31	1026	0	13	1039	
54	21	294	256	105	676	0	22	698	
55	42	119	227	557	945	0	31	976	
56	21	108	123	294	546	0	9	555	
57	21	60	86	415	582	0	20	602	
58	17	81	210	333	641	0	23	664	
59	19	152	142	406	719	0	42	761	
60	32	103	111	465	711	0	13	724	
Total No. of votes recorded at Polling Station	1110	16808	17316	8679	43913	0	877	44790	0
No. of votes recorded on Postal Ballot Papers included ETPBS	21	438	305	154	918	52	11	981	
Total Votes polled	1131	17246	17621	8833	44831	52	888	45771	0

Graunab Mog Choudhury - TMP
 Kamal Sanika a. P. I. (M)
 Sumra Ch. Neat'g - I.P.F.T.
 Rangjari mog T.M.C


 (Bipul Das, TOS)
 Returning Officer
 (Addl. Sub-Divisional Magistrate)
 Santirbazar, South Tripura

FORM 20 FINAL RESULT SHEET

ELECTION TO THE LEGISLATIVE ASSEMBLY

Total No. of Electors in Assembly Constituency/segment47741
Name of Assembly/segment ...39-Manu (ST) Assembly Election



Serial No. Of Polling Station		No of Valid Votes Cast in favour of			Total of Valid Votes	No. Of Rejected Votes	NOTA	Total	No. Of Tended Votes
		Pravat Chowdhury	Mailafnu Mog	Dhananjoy Tripura					
1	1	143	82	444	669	0	7	676	0
2	2	200	103	400	703	0	15	718	0
3	3	153	106	534	793	0	15	808	0
4	4	235	201	65	501	0	16	517	0
5	5	246	354	258	858	0	18	876	0
6	6	456	421	13	890	0	10	900	0
7	7	106	106	429	641	0	24	665	0
8	8	492	338	239	1069	0	25	1094	0
9	9	432	362	242	1036	0	7	1043	0
10	10	237	311	24	572	0	5	577	0
11	11	201	107	715	1023	0	18	1041	0
12	12	253	179	534	966	0	28	994	0
13	13	468	471	20	959	0	13	972	0
14	14	426	513	10	949	0	9	958	0
15	15	439	543	14	996	0	13	1009	0
16	16	487	500	7	994	0	13	1007	0
17	17	124	86	429	639	0	12	651	0
18	18	239	148	408	795	0	18	813	0
19	19	171	210	152	533	0	16	549	0
20	20	428	341	151	920	0	15	935	0
21	21	342	436	218	996	0	9	1005	0
22	22	294	338	16	648	0	6	654	0
23	23	243	289	6	538	0	12	550	0
24	24	233	447	8	688	0	11	699	0
25	25	208	245	3	456	0	2	458	0

ju

225

Returning Officer
For 39-Manu(ST), A/C
South Tripura

FORM 20 FINAL RESULT SHEET

ELECTION TO THE LEGISLATIVE ASSEMBLY

Total No. of Electors in Assembly Constituency/segment47741
Name of Assembly/segment ...39-Manu (ST) Assembly Election

Serial No. Of Polling Station		No of Valid Votes Cast in favour of			Total of Valid Votes	No. Of Rejected Votes	NOTA	Total	No. Of Tended Votes
		Pravat Chowdhury	Mallafrum Mog	Dhananjoy Tripura					
26	26	349	354	7	710	0	10	720	0
27	27	319	388	6	713	0	5	718	0
28	28	327	579	57	963	0	17	980	0
29	29	165	297	435	897	0	16	913	0
30	30	97	110	800	1007	0	32	1039	0
31	31	111	72	286	469	0	15	484	0
32	32	152	98	601	851	0	11	862	0
33	33	389	256	8	653	0	17	670	0
34	34	228	217	13	458	0	5	463	0
35	35	216	194	607	1017	0	13	1030	0
36	36	124	117	406	647	0	14	661	0
37	37	131	179	407	717	0	14	731	0
38	38	154	166	514	834	0	15	849	0
39	39	254	246	285	785	0	15	800	0
40	40	391	254	332	977	0	13	990	0
41	41	240	229	506	975	0	55	1030	0
42	42	136	189	186	511	0	7	518	0
43	43	381	335	22	738	0	5	743	0
44	44	306	382	304	992	0	18	1010	0
45	45	373	325	430	1128	0	20	1148	0
46	46	205	276	151	632	0	8	640	0
47	47	258	309	107	674	0	11	685	0
48	48	206	314	237	757	0	15	772	0
49	49	253	379	126	758	0	2	760	0
50	50	402	388	33	823	0	13	836	0

FORM 20 FINAL RESULT SHEET

ELECTION TO THE LEGISLATIVE ASSEMBLY

Total No. of Electors in Assembly Constituency/segment47741
Name of Assembly/segment ...39-Manu (ST) Assembly Election

Serial No. Of Polling Station		No of Valid Votes Cast in favour of			Total of Valid Votes	No. Of Rejected Votes	NOTA	Total	No. Of Tendered Votes
		Pravat Chowdhury	Mailafnu Mog	Dhananjoy Tripura					
51	51	377	279	274	930	0	18	948	0
52	52	324	500	278	1102	0	20	1122	0
53	53	108	241	347	696	0	13	709	0
54	54	220	281	339	840	0	32	872	0
Total EVM Votes		14452	15191	13443	43086	0	786	43872	0
Total Postal Ballot Votes		470	278	207	955	38	8	1001	0
Total Votes Polled		14922	15469	13650	44041	38	794	44873	0

Place:-

Manu (ST)

Manu
2/3/2023
C. Supervisor

2/3/23
RETURNING OFFICER
39-Manu (ST)

Returning Officer
For 39-Manu(ST),A/C
Sabroom, South Tripura

FORM 20
FINAL RESULT SHEET

ELECTION TO THE LEGISLATIVE ASSEMBLY

Total No. of Electors in Assembly Constituency/segment**48064**

Name of Assembly/segment ...**40-Sabroom Assembly Election**

Serial No. Of Polling Station		No of Valid Votes Cast in favour of		Total of Valid Votes	No. Of Rejected Votes	NOTA	Total	No. Of Tendered Votes
		Jitendra Chaudhury	Sankar Roy					
1	1	578	526	1104	0	15	1119	0
2	2	546	464	1010	0	39	1049	0
3	3	335	352	687	0	10	697	0
4	4	493	412	905	0	28	933	0
5	5	242	251	493	0	9	502	0
6	6	430	438	868	0	7	875	0
7	7	369	303	672	0	10	682	0
8	8	396	192	588	0	38	626	0
9	9	330	335	665	0	12	677	0
10	10	340	499	839	0	21	860	0
11	11	431	525	956	0	18	974	0
12	12	332	348	680	0	14	694	0
13	13	310	71	381	0	11	392	0
14	14	418	198	616	0	44	660	0
15	15	559	193	752	0	45	797	0
16	16	638	304	942	0	72	1014	0
17	17	462	281	743	0	24	767	0
18	18	396	254	650	0	29	679	0
19	19	371	383	754	0	24	778	0
20	20	473	195	668	0	48	716	0
21	21	286	310	596	0	7	603	0
22	22	317	398	715	0	15	730	0
23	23	394	697	1091	0	11	1102	0
24	24	312	439	751	0	21	772	0
25	25	408	513	921	0	18	939	0



FORM 20 FINAL RESULT SHEET

ELECTION TO THE LEGISLATIVE ASSEMBLY

Total No. of Electors in Assembly Constituency/segment ...48064
Name of Assembly/segment ...40-Sabroom Assembly Election



Serial No. Of Polling Station		No of Valid Votes Cast in favour of		Total of Valid Votes	No. Of Rejected Votes	NOTA	Total	No. Of Tendered Votes
		Jitendra Chaudhury	Sankar Roy					
26	26	325	356	681	0	18	699	0
27	27	294	380	674	0	17	691	0
28	28	268	213	481	0	11	492	0
29	29	353	260	613	0	21	634	0
30	30	351	513	864	0	18	882	0
31	31	401	404	805	0	25	830	0
32	32	564	491	1055	0	25	1080	0
33	33	225	423	648	0	16	664	0
34	34	426	663	1089	0	22	1111	0
35	35	324	518	842	0	11	853	0
36	36	377	541	918	0	20	938	0
37	37	267	271	538	0	11	549	0
38	38	331	433	764	0	12	776	0
39	39	379	381	760	0	31	791	0
40	40	391	435	826	0	11	837	0
41	41	309	399	708	0	25	733	0
42	42	425	496	921	0	25	946	0
43	43	533	604	1137	0	17	1154	0
44	44	325	397	722	0	22	744	0
45	45	237	357	594	0	11	605	0
46	46	425	462	887	0	18	905	0
47	47	525	405	930	0	35	965	0
48	48	371	358	729	0	31	760	0
49	49	392	428	820	0	36	856	0
50	50	688	527	1215	0	37	1252	0

FORM 20 FINAL RESULT SHEET

ELECTION TO THE LEGISLATIVE ASSEMBLY


Total No. of Electors in Assembly Constituency/segment**48064**
Name of Assembly/segment ...**40-Sabroom Assembly Election**



Serial No. Of Polling Station		No of Valid Votes Cast in favour of		Total of Valid Votes	No. Of Rejected Votes	NOTA	Total	No. Of Tendered Votes
		Jitendra Chaudhury	Sankar Roy					
51	51	498	437	935	0	35	970	0
52	52	548	442	990	0	29	1019	0
53	53	478	467	945	0	68	1013	0
Total EVM Votes		21196	20942	42138	0	1248	43386	0
Total Postal Ballot Votes		605	463	1068	61	17	1146	0
Total Votes Polled		21801	21405	43206	61	1265	44532	0

Place:-

Sabroom


RETURNING OFFICER
 Returning Officer
 For 40-Sabroom
 Sabroom, South Tripura



FORM-20
FINAL RESULT SHEET
[SEE RULE 56C(2)(C)]
ELECTION TO THE LEGISLATIVE ASSEMBLY OF TRIPURA 2023

PART I

[To be used both for Parliamentary and Assembly Election]

Total No. of Electors in Assembly Constituency/Segment : **41972**

Name of the Assembly Segment : **41-Ampinagar (ST) AC**

Sl. No. of Polling Station	Number of valid votes cast in favour of					Total of valid votes	No. of rejected votes	NOTA	Total	Number of Tended Votes
	Parikhit Kalai, CPI(M)	Patal Kanya Jamatia, BJP	Sindhu Chandra Jamatia, IPFT	Pathan Lal Jamatia, Tipra Motha Party	Pabitra Mohan Jamatia, Independent					
[1]	[2]	[3]	[4]	[5]	[6]	[7]	[8]	[9]	[10]	[11]
1	23	84	23	284	6	420	0	10	430	
2	34	67	11	130	3	245	0	7	252	
3	27	163	52	283	1	526	0	1	527	
4	49	63	19	376	3	510	0	5	515	
5	35	48	18	145	2	248	0	1	249	
6	94	121	114	521	9	859	0	6	865	
7	21	66	31	407	8	533	0	4	537	
8	22	121	47	612	12	814	0	8	822	
9	8	142	7	183	6	346	0	3	349	
10	31	141	23	319	6	520	0	8	528	
11	53	120	21	548	5	747	0	5	752	
12	15	135	47	557	7	761	0	6	767	
13	300	211	14	301	10	836	0	8	844	
14	28	20	34	511	9	602	0	9	611	
15	106	33	11	368	5	523	0	4	527	
16	49	122	22	543	7	743	0	15	758	
17	65	59	39	452	6	621	0	8	629	
18	104	296	128	508	12	1048	0	12	1060	
19	41	143	35	235	6	460	0	2	462	
20	79	185	20	394	10	688	0	17	705	
21	45	104	41	695	5	890	0	8	898	
22	22	238	25	431	9	725	0	2	727	
23	366	460	12	64	4	906	0	5	911	
24	193	218	8	12	2	433	0	2	435	
25	335	359	8	2	5	709	0	11	720	
26	79	87	11	664	4	845	0	3	848	
27	198	147	63	566	4	978	0	5	983	
28	25	267	93	629	4	1018	0	3	1021	
29	39	60	72	326	4	501	0	2	503	
30	25	159	61	274	5	524	0	5	529	
31	31	172	36	354	4	597	0	8	605	
32	43	159	38	374	5	619	0	10	629	



FORM-20
FINAL RESULT SHEET
[SEE RULE 56C(2)(C)]
ELECTION TO THE LEGISLATIVE ASSEMBLY OF TRIPURA 2023

PART I

[To be used both for Parliamentary and Assembly Election]
Total No. of Electors in Assembly Constituency/Segment : 41972
Name of the Assembly Segment : 41-Ampinagar (ST) AC

Sl. No. of Polling Station	Number of valid votes cast in favour of					Total of valid votes	No. of rejected votes	NOTA	Total	Number of Tendered Votes
	Parikhit Kalai, CPI(M)	Patal Kanya Jamatia, BJP	Sindhu Chandra Jamatia, IPFT	Pathan Lal Jamatia, Tipra Motha Party	Pabitra Mohan Jamatia, Independent					
[1]	[2]	[3]	[4]	[5]	[6]	[7]	[8]	[9]	[10]	[11]
33	54	163	61	656	12	946	0	7	953	
34	11	116	27	439	3	596	0	4	600	
35	32	162	199	543	10	946	0	9	955	
36	5	87	155	464	3	714	0	3	717	
37	10	139	94	368	3	614	0	5	619	
38	16	71	11	233	0	331	0	1	332	
39	26	448	9	487	9	979	0	9	988	
40	49	185	36	514	8	792	0	6	798	
41	18	83	13	272	7	393	0	4	397	
42	49	182	10	330	7	578	0	7	585	
43	46	139	9	228	5	427	0	12	439	
44	9	185	6	546	3	749	0	0	749	
45	15	183	11	338	1	548	0	3	551	
46	30	363	59	611	14	1077	0	32	1109	
47	294	226	4	14	3	541	0	6	547	
48	360	319	5	11	5	700	0	6	706	
49	252	547	13	246	3	1061	0	8	1069	
50	26	203	31	789	15	1064	0	3	1067	
51	51	156	34	362	2	605	0	1	606	
52	21	147	66	484	7	725	0	2	727	
53	32	166	15	628	4	845	0	3	848	
54	8	162	5	375	7	557	0	6	563	
Total no of votes recorded at Polling Stations	3999	9202	2057	21006	319	36583	0	340	36923	0
No. of votes recorded on postal ballot papers	152	137	11	519	0	819	11	1	831	0
Total votes polled	4151	9339	2068	21525	319	37402	11	341	37754	0

Place: Amarpur H.S School, Amarpur

Date: 02.03.2023

Returning Officer

41-Ampinagar(ST) AC
Amarpur, Gomati District

Date-02-03-2023 13:16:00

User-BIA/C/23/2492

FORM 20 FINAL RESULT SHEET

ELECTION TO THE LEGISLATIVE ASSEMBLY

Total No. of Electors in Assembly Constituency/segment**43687**
Name of Assembly/segment ...**42-Amarpur Assembly Election**

Serial No. Of Polling Station	No of Valid Votes Cast in favour of							Total of Valid Votes	No. Of Rejected Votes	NOTA	Total	No. Of Tendered Votes
	Parimal Debnath	Biplab Kumar Saha	Ranjit Das	Amal Majumder	Ashiram Reang	Anil Reang						
1	1	36	2	269	3	421	1	732	0	9	741	0
2	2	480	11	427	4	1	3	926	0	9	935	0
3	3	283	6	287	5	2	3	586	0	7	593	0
4	4	14	0	161	4	542	1	722	0	4	726	0
5	5	283	3	464	16	11	1	778	0	9	787	0
6	6	114	13	269	5	158	3	562	0	3	565	0
7	7	327	13	370	5	157	1	873	0	9	882	0
8	8	275	17	353	4	5	0	654	0	4	658	0
9	9	459	6	447	13	3	3	931	0	0	931	0
10	10	335	5	351	4	7	1	703	0	1	704	0
11	11	52	3	313	3	453	2	826	0	3	829	0
12	12	440	26	454	7	2	0	929	0	8	937	0
13	13	205	11	275	3	1	1	496	0	5	501	0
14	14	294	7	438	3	6	0	748	0	5	753	0
15	15	456	6	308	2	5	0	777	0	11	788	0
16	16	268	8	256	3	5	2	542	0	7	549	0
17	17	179	11	292	3	5	0	490	0	0	490	0
18	18	180	6	329	2	2	1	520	0	3	523	0
19	19	378	10	385	3	3	2	781	0	8	789	0
20	20	348	11	396	4	8	3	770	0	7	777	0
21	21	296	6	328	3	4	1	638	0	8	646	0
22	22	294	4	257	4	4	0	563	0	14	577	0
23	23	60	2	174	2	228	6	472	0	4	476	0
24	24	235	6	325	10	66	3	645	0	13	658	0

Date-02-03-2023 13:16 pm

FORM 20 FINAL RESULT SHEET

ELECTION TO THE LEGISLATIVE ASSEMBLY

Total No. of Electors in Assembly Constituency/segment43687
Name of Assembly/segment ...42-Amarpur Assembly Election

Serial No. Of Polling Station	No of Valid Votes Cast in favour of						Total of Valid Votes	No. Of Rejected Votes	NOTA	Total	No. Of Tendered Votes	
	Parimal Debnath	Biplab Kumar Saha	Ranjit Das	Amal Majumder	Ashiram Reang	Anil Reang						
25	25	347	16	371	9	165	5	913	0	18	931	0
26	26	146	4	346	4	232	4	736	0	4	740	0
27	27	410	11	323	4	4	1	753	0	10	763	0
28	28	307	10	290	2	4	2	615	0	5	620	0
29	29	6	2	237	5	529	4	783	0	4	787	0
30	30	10	4	143	5	220	1	383	0	3	386	0
31	31	232	5	228	0	10	0	475	0	6	481	0
32	32	331	13	428	8	10	4	794	0	2	796	0
33	33	366	4	585	4	4	3	966	0	10	976	0
34	34	17	4	209	2	454	2	688	0	3	691	0
35	35	299	6	247	4	8	4	568	0	7	575	0
36	36	48	6	294	4	504	1	857	0	4	861	0
37	37	29	5	324	4	374	8	744	0	2	746	0
38	38	40	12	186	3	406	8	655	0	7	662	0
39	39	20	3	187	1	386	1	598	0	5	603	0
40	40	404	11	345	7	129	6	902	0	6	908	0
41	41	268	6	476	5	136	2	893	0	7	900	0
42	42	278	4	471	3	160	3	919	0	2	921	0
43	43	25	4	177	5	459	2	672	0	4	676	0
44	44	474	22	450	6	9	6	967	0	11	978	0
45	45	301	7	272	5	11	1	597	0	4	601	0
46	46	74	4	373	8	342	2	803	0	4	807	0
47	47	103	3	366	13	352	5	842	0	11	853	0
48	48	228	15	318	9	472	2	1044	0	3	1047	0

Date-02-03-2023 13:16 pm

FORM 20 FINAL RESULT SHEET

ELECTION TO THE LEGISLATIVE ASSEMBLY

Total No. of Electors in Assembly Constituency/segment**43687**
Name of Assembly/segment ...**42-Amarpur** Assembly Election

Serial No. Of Polling Station	No of Valid Votes Cast in favour of						Total of Valid Votes	No. Of Rejected Votes	NOTA	Total	No. Of Tendered Votes	
	Parimal Debnath	Biplab Kumar Saha	Ranjit Das	Amal Majumder	Ashiram Reang	Anil Reang						
49	49	325	8	484	4	16	2	839	0	10	849	0
50	50	337	12	365	15	196	6	931	0	9	940	0
51	51	465	5	465	3	49	2	989	0	17	1006	0
52	52	453	13	372	8	57	7	910	0	5	915	0
53	53	217	10	237	6	60	3	533	0	7	540	0
Total EVM Votes		12851	422	17497	271	7857	135	39033	0	341	39374	0
Total Postal Ballot Votes		544	9	492	1	259	5	1310	65	9	1384	0
Total Votes Polled		13395	431	17989	272	8116	140	40343	65	350	40758	0

Place:-

Amarpur

RETURNING OFFICER
42-Amarpur

FINAL RESULT SHEET

[SEE RULE 56C(2)(C)]

ELECTION TO THE TRIPURA LEGISLATIVE ASSEMBLY CONSTITUENCY

PART I

(To be used both for Parliamentary and Assembly Election)

Total No. of Electors in Assembly Constituency :- 40550, Male-20467 , Female-20083 & Service Voters-106 = 40656

Name of the Assembly Constituency :- **43-Karbook (ST) Assembly Constituency.**

Sl.No. of Polling Station	No. of valid votes cast in favour of					Total No. of valid votes	No. of rejected votes	Total	No. of tendered votes
	Ashim Kumar Tripura, BJP	Priyamani Debbarma, CPI(M)	Milton Chakma, AITC	Sanjoy Manik Tripura, TMP	None of The Above (NOTA)				
43/1	326	15	17	516	10	884	0	884	0
43/2	127	27	13	306	7	480	0	480	0
43/3	258	405	11	5	13	692	0	692	0
43/4	400	413	11	8	5	837	0	837	0
43/5	414	101	3	453	9	980	0	980	0
43/6	343	228	15	213	12	811	0	811	0
43/7	321	389	14	184	23	931	0	931	0
43/8	150	56	9	374	12	601	0	601	0
43/9	223	121	26	504	14	888	0	888	0
43/10	316	111	29	367	23	846	0	846	0
43/11	168	67	7	443	17	702	0	702	1
43/12	362	189	11	151	12	725	0	725	0
43/13	179	63	15	382	13	652	0	652	0
43/14	297	37	15	601	26	976	0	976	0
43/15	278	45	10	344	8	685	0	685	0
43/16	109	47	7	613	17	793	0	793	0
43/17	264	147	23	397	14	845	0	845	2
43/18	130	35	8	518	10	701	0	701	0
43/19	215	57	20	830	30	1152	0	1152	0
43/20	186	94	15	724	15	1034	0	1034	0
43/21	253	22	10	588	15	888	0	888	0
43/22	171	72	15	325	17	600	0	600	0
43/23	124	102	13	624	10	873	0	873	0
43/24	294	118	12	423	18	865	0	865	0
43/25	119	134	9	517	7	786	0	786	0
43/26	314	165	11	329	6	825	0	825	0
43/27	229	48	23	383	16	699	0	699	0
43/28	367	71	13	441	20	912	0	912	2
43/29	150	47	17	389	12	615	0	615	0
43/30	175	233	21	305	15	749	0	749	0
43/31	241	106	29	543	30	949	0	949	0
43/32	121	116	25	377	22	661	0	661	0
43/33	508	389	17	136	5	1055	0	1055	0
43/34	167	292	5	170	8	642	0	642	0
43/35	231	110	4	183	4	532	0	532	0
43/36	491	286	12	132	10	931	0	931	0
43/37	311	303	6	102	4	726	0	726	0
43/38	197	177	16	221	8	619	0	619	0
43/39	436	308	17	141	11	913	0	913	0
43/40	223	78	5	122	4	432	0	432	0
43/41	232	172	14	132	7	557	0	557	0
43/42	358	149	12	176	9	704	0	704	0
43/43	223	99	18	384	11	735	0	735	0
43/44	409	145	24	444	29	1051	0	1051	0
43/45	245	112	36	495	22	910	0	910	0
43/46	375	260	9	220	12	876	0	876	0
Total No. of votes recorded at polling station	12030	6761	672	16235	622	36320	0	36320	5
No. of votes recorded on Postal Ballot Papers	165	168	8	386	3	730	31	761	0
No. of votes recorded on ETPBS	5	5	3	26	0	39	19	58	0
Total votes polled	12200	6934	683	16647	625	37089	50	37139	5

Place: Karbook

Date: 02-03-2023

[Signature]
23/3/2023
Returning Officer
(Sub-Divisional Magistrate)
43-Karbook (ST) AC
Karbook, Gomati District

Returning Officer
Sub-Divisional Magistrate
43 - Karbook (ST) AC

ANNEXURE - 36
(CHAPTER 15, PARA 15.29.7)

FORM 20

FINAL RESULT SHEET

[SEE RULE 56 C (2) (C)]

ELECTION TO THE TRIPURA LEGISLATIVE ASSEMBLY FROM 44- RAIMA VALLEY(ST) CONSTITUENCY
(TO BE USED BOTH FOR PARLIAMENTARY AND ASSEMBLY ELECTION)

TOTAL NUMBER OF ELECTORS IN ASSEMBLY CONSTITUENCY : **53421**

NAME OF THE ASSEMBLY : **44 - RAIMA VALLEY(ST)**

Serial No. of Polling station	No. of valid votes cast in favour of				Total No. of valid votes	Total No. of rejected votes	Total	No. of Tendered votes
	Pabin Tripura, Communist Party of India (Marxist)	Bikash Chakma, Bharatiya Janata Party	Nandita Debbarma(Reang), Tipra Motha Party	NOTA				
01	02	03	04	05	06	07	08	09
44/1	51	148	403	30	602	0	632	
44/2	127	195	490	22	812	0	834	
44/3	156	180	313	11	649	0	660	
44/4	93	235	377	15	705	0	720	
44/5	202	154	460	26	816	0	842	
44/6	19	85	146	8	250	0	258	
44/7	234	225	457	47	916	0	963	
44/8	101	282	374	26	757	0	783	
44/9	62	126	264	18	452	0	470	
44/10	69	176	330	21	575	0	596	
44/11	181	171	452	12	804	0	816	
44/12	67	178	530	23	775	0	798	
44/13	112	164	362	13	638	0	651	
44/14	82	169	218	15	469	0	484	
44/15	71	79	145	8	295	0	303	
44/16	145	183	402	20	730	0	750	
44/17	44	142	592	16	778	0	794	
44/17(A)	22	71	406	38	499	0	537	
44/18	123	123	380	22	626	0	648	
44/19	54	46	114	7	214	0	221	
44/20	240	132	258	30	630	0	660	
44/21	185	129	396	22	710	0	732	
44/22	132	270	104	7	506	0	513	
44/23	198	76	427	6	701	0	707	
44/24	305	263	308	13	876	0	889	
44/25	342	353	109	14	804	0	818	
44/26	231	188	437	14	856	0	870	
44/27	200	327	11	5	538	0	543	
44/28	234	323	19	4	576	0	580	
44/29	191	239	13	1	443	0	444	
44/30	222	245	19	8	486	0	494	
44/31	201	378	88	6	667	0	673	
44/32	173	196	114	6	483	0	489	
44/33	25	161	395	11	581	0	592	
44/34	146	388	77	12	611	0	623	
44/35	161	234	199	2	594	0	596	
44/36	201	245	8	7	454	0	461	
44/37	280	304	69	9	653	0	662	
44/38	298	299	74	4	671	0	675	
44/39	248	227	290	9	765	0	774	
44/40	162	213	284	13	659	0	672	
44/41	188	350	87	4	625	0	629	
44/42	130	166	224	13	520	0	533	
44/43	101	225	279	14	605	0	619	

[Handwritten signature]
2/5/23

ANNEXURE - 36
(CHAPTER 15, PARA 15.29.7)

FORM 20

FINAL RESULT SHEET

[SEE RULE 56 C (2) (C)]

ELECTION TO THE TRIPURA LEGISLATIVE ASSEMBLY FROM 44- RAIMA VALLEY(ST) CONSTITUENCY
(TO BE USED BOTH FOR PARLIAMENTARY AND ASSEMBLY ELECTION)

TOTAL NUMBER OF ELECTORS IN ASSEMBLY CONSTITUENCY : **53421**

NAME OF THE ASSEMBLY : **44 - RAIMA VALLEY(ST)**

Serial No. of Polling station	No. of valid votes cast in favour of				Total No. of valid votes	Total No. of rejected votes	Total	No. of Tended votes
	Pabin Tripura, Communist Party of India (Marxist)	Bikash Chakma, Bharatiya Janata Party	Nandita Debbarma(Reang), Tipra Motha Party	NOTA				
01	02	03	04	05	06	07	08	09
44/44	0	0	0	0	0	0	0	
44/45	139	221	42	2	402	0	404	
44/46	51	149	254	12	454	0	466	
44/47	45	101	220	8	366	0	374	
44/48	342	486	128	7	956	0	963	
44/49	191	279	65	8	535	0	543	
44/50	466	567	171	9	1204	0	1213	
44/51	298	467	234	10	999	0	1009	
44/52	320	354	98	15	772	0	787	
44/53	112	170	404	20	686	0	706	
44/54	363	541	80	13	984	0	997	
44/55	252	423	78	9	753	0	762	
44/56	214	239	597	41	1050	0	1091	
44/57	214	99	345	20	658	0	678	
44/58	85	146	502	14	733	0	747	
44/59	188	171	473	12	832	0	844	
44/60	141	125	349	13	615	0	628	
44/61	100	184	337	17	621	0	638	
44/62	51	285	445	19	781	0	800	
44/63	122	349	203	13	674	0	687	
44/64	91	137	201	5	429	0	434	
44/65	77	170	593	9	840	0	849	
44/66	153	187	282	21	622	0	643	
44/67	121	156	502	19	779	0	798	
44/68	31	243	302	2	576	0	578	
44/69	11	182	363	2	556	0	558	
Total No. of votes recorded at Polling stations	10987	15494	18772	952	45253	0	46205	0
No. of votes recorded on postal ballot papers	352	333	497	6	1182	24	1212	0
Total votes polled	11339	15827	19269	958	46435	24	47417	0

Place: - O/o the Returning Officer, Gonda Twisa
Date: 02-03-2023

(Arindam Das)
Returning Officer(SDM)
44 - Raima Valley(ST) Assembly Constituency
Returning Officer
(Sub-Divisional Magistrate)
44-Raima Valley (S/T) A/C
Gonda Twisa, Dhalai, Tripura

FORM 20 FINAL RESULT SHEET

ELECTION TO THE LEGISLATIVE ASSEMBLY

Total No. of Electors in Assembly Constituency/segment45752
Name of Assembly/segment ...45-Kamalpur Assembly Election

Serial No. Of Polling Station		No of Valid Votes Cast in favour of					Total of Valid Votes	No. Of Rejected Votes	NOTA	Total	No. Of Tendered Votes
		MANOJ KANTI DEB	RUBI GHOSH	SUMEN DEY	MERI DEBBARMA	PREMTOSH DEB					
1	1	154	25	6	287	4	476	0	5	481	0
2	2	310	244	7	209	10	780	0	6	786	0
3	3	334	282	13	7	7	643	0	10	653	0
4	4	287	339	8	65	7	706	0	3	709	0
5	5	400	316	11	34	5	766	0	4	770	0
6	6	227	264	6	112	8	617	0	10	627	0
7	7	394	411	17	30	5	857	0	4	861	0
8	8	431	262	8	15	5	721	0	14	735	0
9	9	322	250	10	2	12	596	0	13	609	0
10	10	351	395	13	14	13	786	0	8	794	0
11	11	244	180	5	20	2	451	0	8	459	0
12	12	252	122	3	14	2	393	0	1	394	0
13	13	241	252	8	5	8	514	0	7	521	0
14	14	390	213	7	12	7	629	0	6	635	0
15	15	297	257	7	23	7	591	0	9	600	0
16	16	296	266	10	11	8	591	0	9	600	0
17	17	473	388	17	12	14	904	0	16	920	0
18	18	186	250	8	51	5	500	0	11	511	0
19	19	167	260	8	132	13	580	0	11	591	0
20	20	202	302	11	158	18	691	0	22	713	0
21	21	420	445	14	41	27	947	0	13	960	0
22	22	334	235	8	11	2	590	0	14	604	0
23	23	384	465	14	10	15	888	0	14	902	0
24	24	362	407	13	9	6	797	0	6	803	0
25	25	258	271	6	10	3	548	0	9	557	0

FORM 20 FINAL RESULT SHEET

ELECTION TO THE LEGISLATIVE ASSEMBLY

Total No. of Electors in Assembly Constituency/segment45752

Name of Assembly/segment ...45-Kamalpur Assembly Election

Serial No. Of Polling Station		No of Valid Votes Cast in favour of					Total of Valid Votes	No. Of Rejected Votes	NOTA	Total	No. Of Tendered Votes
		MANOJ KANTI DEB	RUBI GHOSH	SUMEN DEY	MERI DEBBARMA	PREMTOSH DEB					
26	26	181	226	11	15	6	439	0	5	444	0
27	27	156	221	0	9	8	394	0	5	399	0
28	28	464	337	15	36	11	863	0	11	874	0
29	29	419	246	20	20	15	720	0	10	730	0
30	30	199	219	8	31	7	464	0	10	474	0
31	31	462	312	20	28	15	837	0	16	853	0
32	32	107	97	13	627	12	856	0	9	865	0
33	33	263	231	16	214	17	741	0	5	746	0
34	34	308	153	12	319	9	801	0	7	808	0
35	35	62	24	8	628	5	727	0	5	732	0
36	36	353	144	16	139	4	656	0	6	662	0
37	37	372	289	17	75	8	761	0	11	772	0
38	38	228	124	4	49	4	409	0	7	416	0
39	39	329	209	5	23	9	575	0	2	577	0
40	40	501	290	9	41	4	845	0	8	853	0
41	41	297	95	13	206	8	619	0	10	629	0
42	42	187	24	10	489	3	713	0	3	716	0
43	43	429	111	14	251	12	817	0	9	826	0
44	44	374	193	23	137	6	733	0	10	743	0
45	45	353	191	4	13	8	569	0	8	577	0
46	46	452	206	16	91	15	780	0	20	800	0
47	47	261	267	16	139	5	688	0	5	693	0
48	48	398	174	9	22	4	607	0	10	617	0
49	49	354	158	5	115	9	641	0	10	651	0
50	50	245	89	4	70	1	409	0	5	414	0

FORM 20 FINAL RESULT SHEET

ELECTION TO THE LEGISLATIVE ASSEMBLY

Total No. of Electors in Assembly Constituency/segment45752
Name of Assembly/segment ...45-Kamalpur Assembly Election

Serial No. Of Polling Station		No of Valid Votes Cast in favour of					Total of Valid Votes	No. Of Rejected Votes	NOTA	Total	No. Of Tended Votes
		MANOJ KANTI DEB	RUBI GHOSH	SUMEN DEY	MERI DEBBARMA	PREMTOSH DEB					
51	51	178	20	9	421	9	637	0	6	643	0
52	52	400	183	6	106	14	709	0	7	716	0
53	53	171	32	7	272	6	488	0	6	494	0
54	54	363	189	5	18	2	577	0	14	591	0
55	55	555	281	7	27	14	884	0	10	894	0
56	56	429	171	9	273	9	891	0	9	900	0
57	57	149	32	18	470	6	675	0	14	689	0
58	58	73	43	20	615	19	770	0	11	781	0
Total EVM Votes		17788	12682	607	7283	497	38857	0	517	39374	0
Total Postal Ballot Votes		499	345	5	251	5	1105	50	17	1172	0
Total Votes Polled		18287	13027	612	7534	502	39962	50	534	40546	0

Place:-

Kamalpur

RETURNING OFFICER
45-Kamalpur

FORM 20 FINAL RESULT SHEET

ELECTION TO THE LEGISLATIVE ASSEMBLY

Total No. of Electors in Assembly Constituency/segment**48095**
Name of Assembly/segment ...**46-Surma (SC) Assembly Election**

Serial No. Of Polling Station	No of Valid Votes Cast in favour of						Total of Valid Votes	No. Of Rejected Votes	NOTA	Total	No. Of Tendered Votes	
	ANJAN DAS	ARJUN NAMASUDRA	SWAPNA DAS PAUL	SHYAMAL SARKAR	NIRANJAN DAS	PRANESH DAS						
1	1	163	8	224	8	3	4	410	0	2	412	0
2	2	321	8	463	17	7	16	832	0	4	836	0
3	3	268	12	449	36	5	5	775	0	4	779	0
4	4	289	21	450	29	18	11	818	0	6	824	0
5	5	493	12	388	101	6	16	1016	0	8	1024	0
6	6	131	2	243	45	3	0	424	0	3	427	0
7	7	183	6	246	151	4	5	595	0	5	600	0
8	8	225	11	308	17	6	16	583	0	8	591	0
9	9	169	11	389	20	9	13	611	0	3	614	0
10	10	356	13	426	56	10	15	876	0	8	884	0
11	11	443	11	191	45	2	4	696	0	4	700	0
12	12	273	8	312	14	5	6	618	0	2	620	0
13	13	379	25	491	78	7	5	985	0	5	990	0
14	14	272	13	344	77	1	12	719	0	12	731	0
15	15	129	10	277	146	4	0	566	0	3	569	0
16	16	196	15	347	13	1	9	581	0	10	591	0
17	17	363	11	390	15	2	3	784	0	9	793	0
18	18	260	12	299	10	2	12	595	0	4	599	0
19	19	250	10	349	285	6	15	915	0	8	923	0
20	20	290	8	401	237	9	15	960	0	9	969	0
21	21	76	3	206	370	3	1	659	0	6	665	0
22	22	23	3	204	304	0	2	536	0	3	539	0
23	23	325	17	521	81	10	5	959	0	5	964	01
24	24	356	30	496	49	12	15	958	0	14	972	0
25	25	142	10	544	251	21	18	986	0	9	995	0

FORM 20 FINAL RESULT SHEET

ELECTION TO THE LEGISLATIVE ASSEMBLY

Total No. of Electors in Assembly Constituency/segment**48095**

Name of Assembly/segment ...**46-Surma (SC) Assembly Election**

Serial No. Of Polling Station	No of Valid Votes Cast in favour of						Total of Valid Votes	No. Of Rejected Votes	NOTA	Total	No. Of Tendered Votes	
	ANJAN DAS	ARJUN NAMASUDRA	SWAPNA DAS PAUL	SHYAMAL SARKAR	NIRANJAN DAS	PRANESH DAS						
26	26	64	4	200	104	3	2	377	0	4	381	0
27	27	36	7	134	430	5	4	616	0	7	623	0
28	28	33	5	104	289	1	1	433	0	2	435	0
29	29	209	12	338	9	4	1	573	0	4	577	0
30	30	191	13	229	75	4	8	520	0	6	526	0
31	31	26	4	48	318	3	2	401	0	1	402	0
32	32	249	7	542	78	6	6	888	0	11	899	0
33	33	276	13	380	148	6	11	834	0	8	842	0
34	34	348	18	352	267	7	14	1006	0	14	1020	0
35	35	140	7	177	15	3	5	347	0	1	348	0
36	36	130	11	210	586	8	9	954	0	3	957	0
37	37	36	6	52	408	3	8	513	0	5	518	0
38	38	54	8	91	695	9	10	867	0	14	881	0
39	39	287	9	256	227	6	6	791	0	7	798	0
40	40	305	13	456	34	5	9	822	0	7	829	0
41	41	177	13	356	63	4	0	613	0	3	616	0
42	42	265	6	158	72	2	4	507	0	2	509	0
43	43	198	8	119	652	4	12	993	0	5	998	0
44	44	102	5	174	581	7	8	877	0	5	882	0
45	45	32	5	93	448	3	6	587	0	9	596	0
46	46	255	14	328	66	6	5	674	0	6	680	0
47	47	329	15	433	11	11	9	808	0	12	820	0
48	48	359	18	379	28	5	8	797	0	11	808	0
49	49	333	30	384	128	3	2	880	0	7	887	0
50	50	37	2	95	273	2	4	413	0	1	414	0

FORM 20 FINAL RESULT SHEET

ELECTION TO THE LEGISLATIVE ASSEMBLY

Total No. of Electors in Assembly Constituency/segment**48095**
Name of Assembly/segment ...**46-Surma (SC) Assembly Election**

Serial No. Of Polling Station	No of Valid Votes Cast in favour of						Total of Valid Votes	No. Of Rejected Votes	NOTA	Total	No. Of Tendered Votes	
	ANJAN DAS	ARJUN NAMASUDRA	SWAPNA DAS PAUL	SHYAMAL SARKAR	NIRANJAN DAS	PRANESH DAS						
51	51	114	10	146	496	5	8	779	0	5	784	0
52	52	32	3	124	413	2	3	577	0	12	589	0
53	53	5	0	28	52	1	0	86	0	1	87	0
54	54	188	6	278	137	3	3	615	0	8	623	0
55	55	59	8	208	294	3	6	578	0	15	593	0
56	56	95	3	167	244	3	2	514	0	2	516	0
57	57	140	4	198	375	5	2	724	0	3	727	0
58	58	203	7	286	321	6	6	829	0	9	838	0
59	59	169	6	212	136	3	5	531	0	2	533	0
60	60	187	6	193	108	1	2	497	0	4	501	0
Total EVM Votes		12038	596	16886	11036	308	414	41278	0	370	41648	0
Total Postal Ballot Votes		437	14	427	431	2	2	1313	113	3	1429	0
Total Votes Polled		12475	610	17313	11467	310	416	42591	113	373	43077	01

Place:-

Surma (SC)

RETURNING OFFICER

46-Surma (SC)
(K. DHAR)RETURNING OFFICER
46-Surma (SC) Assembly Constituency
Kamalpur : Dhaiaj Tripura



ANNEXURE 39
(CHAPTER 15, PARA 15.28.8)
FORM - 20

FINAL RESULT SHEET

[See rule 56C(2)(C)]

ELECTION TO THE STATE LEGISLATIVE ASSEMBLY FROM 47-AMBASSA (ST) ASSEMBLY CONSTITUENCY
PART I

(To be used both for Parliamentary and Assembly Election)

Total No. of Electors in Assembly Constituency/Segment:- **51296**

Name of the Assembly Constituency: 47-Ambassa (ST) Assembly Constituency.

Serial No. of no. Polling Station of	No. of Valid Votes cast in favour of						Total of Valid Votes	No. of rejected votes	Total 'NOTA' option	Total votes	No. of Tendered votes
	Amalendu Debbarma, CPI(M)	Chandan Mog Choudhury, AITMC	Suchitra Debbarma, BJP	Chitta Ranjan Debbarma, TMP	Karna dhan Chakma, INDEPENDENT	Krishna Kumar Debbarma, INDEPENDENT					
47/1	57	8	71	644	11	5	796	0	14	810	0
47/2	254	8	247	184	12	6	711	0	9	720	0
47/3	194	9	260	5	6	4	478	0	5	483	0
47/4	248	9	222	483	18	5	985	0	8	993	0
47/5	289	14	340	77	23	2	745	0	10	755	0
47/6	37	2	52	442	6	3	542	0	6	548	0
47/7	11	4	17	228	7	1	268	0	6	274	0
47/8	270	6	318	239	14	1	848	0	5	853	0
47/9	194	14	226	172	10	3	619	0	6	625	0
47/10	272	4	205	67	26	4	578	0	7	585	0
47/11	294	10	173	89	9	1	576	0	7	583	0
47/12	111	5	138	575	10	10	849	0	7	856	0
47/13	235	6	180	4	6	0	431	0	4	435	0
47/14	488	11	372	6	16	5	898	0	15	913	0
47/15	164	14	155	38	8	6	385	0	5	390	0
47/16	152	5	133	4	4	0	298	0	0	298	0
47/17	269	25	180	29	7	2	512	0	6	518	0
47/18	293	20	293	10	9	8	633	0	6	639	0
47/19	224	16	189	111	6	5	551	0	7	558	0
47/20	436	35	449	17	19	5	961	0	15	976	0
47/21	418	29	514	27	14	4	1006	0	11	1017	0
47/22	341	8	284	297	13	6	949	0	5	954	0

Returning Officer
(Sub-Divisional Magistrate)
47-Ambassa (ST) Assembly Constituency
Ambassa, Dhalai, Tripura.

FORM - 20
FINAL RESULT SHEET

[See rule 56C(2)(C)]



ELECTION TO THE STATE LEGISLATIVE ASSEMBLY FROM 47-AMBASSA (ST) ASSEMBLY CONSTITUENCY
PART I

(To be used both for Parliamentary and Assembly Election)

Total No. of Electors in Assembly Constituency/Segment:- 51296

Name of the Assembly Constituency: 47-Ambassa (ST) Assembly Constituency.

Serial No. of no. Polling Station of	No. of Valid Votes cast in favour of						Total of Valid Votes	No. of rejected votes	Total 'NOTA' option	Total votes	No. of Tendered votes
	Amalendu Debbarma, CPI(M)	Chandan Mog Choudhury, AITMC	Suchitra Debbarma, BJP	Chitta Ranjan Debbarma, TMP	Karna dhan Chakma, INDEPENDENT	Krishna Kumar Debbarma, INDEPENDENT					
47/23	276	17	153	15	11	3	475	0	7	482	0
47/24	594	13	383	44	26	12	1072	0	17	1089	0
47/25	299	17	283	196	20	6	821	0	9	830	0
47/26	71	4	78	613	9	5	780	0	4	784	0
47/27	53	2	109	367	9	2	542	0	4	546	0
47/28	59	11	191	561	16	10	848	0	19	867	0
47/29	28	15	310	543	16	24	936	0	38	974	0
47/30	16	5	84	188	0	0	293	0	3	296	0
47/31	74	10	292	634	20	11	1041	0	17	1058	0
47/32	220	8	285	516	18	9	1056	0	15	1071	0
47/33	74	9	126	303	12	16	540	0	16	556	0
47/34	100	6	79	451	12	5	653	0	10	663	0
47/35	34	4	94	149	6	2	289	0	6	295	0
47/36	242	30	316	409	19	2	1018	0	10	1028	0
47/37	223	15	204	210	12	10	674	0	10	684	0
47/38	41	2	206	198	6	4	457	0	3	460	0
47/39	91	2	64	0	3	1	161	0	2	163	0
47/40	290	11	337	13	19	5	675	0	6	681	0
47/41	458	15	467	9	6	4	959	0	12	971	0
47/42	93	4	183	275	3	5	563	0	1	564	0
47/43	141	7	277	201	16	3	645	0	7	652	0
47/44	142	4	184	135	4	4	473	0	1	474	0
47/45	344	14	373	36	24	8	799	0	7	806	0
47/46	272	10	301	47	11	2	643	0	8	651	0

Returning Officer
 (Sub-Divisional Magistrate)
 47-Ambassa (ST) Assembly Constituency
 Ambassa, Dhalai T.

FORM - 20
FINAL RESULT SHEET
[See rule 56C(2)(C)]



ELECTION TO THE STATE LEGISLATIVE ASSEMBLY FROM 47-AMBASSA (ST) ASSEMBLY CONSTITUENCY
PART I

(To be used both for Parliamentary and Assembly Election)
Total No. of Electors in Assembly Constituency/Segment:- **51296**

Name of the Assembly Constituency: 47-Ambassa (ST) Assembly Constituency.

Serial No. of no. Polling Station of	No. of Valid Votes cast in favour of						Total of Valid Votes	No. of rejected votes	Total 'NOTA' option	Total votes	No. of Tendered votes
	Amalendu Debbarma, CPI(M)	Chandan Mog Choudhury, AITMC	Suchitra Debbarma, BJP	Chitta Ranjan Debbarma, TMP	Karna dhan Chakma, INDEPENDENT	Krishna Kumar Debbarma, INDEPENDENT					
47/47	212	8	225	399	25	10	879	0	12	891	0
47/48	270	6	166	331	26	5	804	0	10	814	0
47/49	77	13	146	284	12	1	533	0	5	538	0
47/50	153	10	227	353	15	3	761	0	7	768	0
47/51	135	6	178	356	11	7	693	0	3	696	0
47/52	184	15	283	532	16	16	1046	0	23	1069	0
47/53	9	1	84	112	0	2	208	0	2	210	0
47/54	205	15	234	16	11	2	483	0	4	487	0
47/55	405	39	388	49	28	6	915	0	15	930	0
47/56	438	20	445	10	22	13	948	0	12	960	0
47/57	494	37	385	9	8	6	939	0	12	951	0
47/58	342	11	239	55	8	4	659	0	12	671	0
47/59	129	19	244	614	20	13	1039	0	11	1050	0
47/60	82	9	210	402	15	3	721	0	11	732	0
47/61	3	2	46	93	5	1	150	0	1	151	0
47/62	36	2	86	181	7	5	317	0	9	326	0
47/63	24	0	25	74	1	0	124	0	2	126	0
47/64	76	4	122	354	11	11	578	0	8	586	0
47/65	39	4	113	211	4	9	380	0	6	386	0
47/66	11	1	66	80	4	5	167	0	2	169	0
47/67	104	8	89	282	6	10	499	0	9	508	0
47/68	50	1	110	155	7	4	327	0	1	328	0

3/2/20
Returning Officer
(Sub-Divisional Magistrate)
Ambassa (ST) Assembly Constituency
Ambassa, Dhalai

FORM - 20
FINAL RESULT SHEET
[See rule 56C(2)(C)]



ELECTION TO THE STATE LEGISLATIVE ASSEMBLY FROM 47-AMBASSA (ST) ASSEMBLY CONSTITUENCY
PART I

(To be used both for Parliamentary and Assembly Election)
Total No. of Electors in Assembly Constituency/Segment:- **51296**

Name of the Assembly Constituency: 47-Ambassa (ST) Assembly Constituency.

Serial No. of no. Polling Station of	No. of Valid Votes cast in favour of						Total of Valid Votes	No. of rejected votes	Total 'NOTA' option	Total votes	No. of Tended votes
	Amalendu Debbarma, CPI(M)	Chandan Mog Choudhury, AITMC	Suchitra Debbarma, BJP	Chitta Ranjan Debbarma, TMP	Karna dhan Chakma, INDEPENDENT	Krishna Kumar Debbarma, INDEPENDENT					
Total No. of Votes recorded at polling Stations:	12964	728	14508	14813	814	375	44202	0	573	44775	0
No. of Votes recorded on Postal ballot papers (To be filled in case of election from an Assembly Constituency.)	409	23	316	504	7	1	1260	78	10	1348	0
Total Votes Polled	13373	751	14824	15317	821	376	45462	78	583	46123	0

Place : Kulai Class XII School
Date : 2nd March, 2023

Returning Officer
47-Ambassa (ST) Assembly Constituency

Returning Officer
(Sub-Divisional Magistrate)
47-Ambassa (ST) Assembly Constituency
Ambassa, Dhalai, Tripura.

FORM-20
FINAL RESULT SHEET
[SEE RULE 56C(2)(C)]
GENERAL ELECTION TO THE TRIPURA LEGISLATIVE ASSEMBLY-2023

PART-1

[To be used both for Parliamentary and Assembly Election]

Total No. of Electors in Assembly Constituency :

Name of the Assembly Constituency : **48- Karamcherra (ST) AC**

Sl. No. of Polling Station	Number of Valid Votes Cast in favour of					Total of Valid Votes	No. of rejected votes	NOTA	Total	Number of Tended Votes
	Dibachandra Hrangkhawl (INC)	Braja Lal Tripura (BJP)	Paul Dangshu (TMP)	Bishwanath Debbarma (TPP)	Indrakheila Chakma, Independent					
1	2	3	4	5	6	8	9	10	11	12
1	17	155	566	11	4	753	0	5	758	0
2	58	208	567	9	7	849	0	4	853	0
3	96	136	586	3	7	828	0	9	837	0
4	110	221	73	3	0	407	0	5	412	0
5	286	276	267	11	16	856	0	10	866	0
6	60	144	450	20	4	678	0	4	682	0
7	90	137	795	10	7	1039	0	3	1042	0
8	6	281	530	3	4	824	0	5	829	0
9	15	102	516	7	7	647	0	7	654	0
10	36	108	301	10	6	461	0	11	472	0
11	6	64	382	4	2	458	0	2	460	0
12	17	34	328	2	1	382	0	1	383	0
13	6	76	649	8	2	741	0	11	752	0
14	168	187	538	8	9	910	0	4	914	0
15	96	156	605	10	13	880	0	8	888	0
16	8	80	539	8	2	637	0	3	640	0
17	13	77	686	14	7	797	0	7	804	0
18	38	80	628	10	4	760	0	7	767	0
19	34	179	718	14	11	956	0	9	965	0
20	49	86	414	13	3	565	0	1	566	0
21	11	36	284	4	2	337	0	5	342	0
22	1	10	106	6	3	126	0	3	129	0
23	84	246	669	11	7	1017	0	17	1034	0
24	5	44	147	3	3	202	0	3	205	0

Sl. No. of Polling Station	Number of Valid Votes Cast in favour of					Total of Valid Votes	No. of rejected votes	NOTA	Total	Number of Tended Votes
	Dibachandra Hrangkhawl (INC)	Braja Lal Tripura (BJP)	Paul Dangshu (TMP)	Bishwanath Debbarma (TPP)	Indrakhela Chakma, Independent					
25	63	246	586	18	15	928	0	10	938	0
26	199	285	44	3	11	542	0	2	544	0
27	136	248	432	6	10	832	0	8	840	0
28	462	517	57	4	10	1050	0	7	1057	0
29	277	321	166	2	12	778	0	10	788	0
30	185	139	130	2	2	458	0	2	460	0
31	323	348	172	9	7	859	0	9	868	0
32	200	434	143	5	11	793	0	8	801	0
33	211	215	269	3	6	704	0	0	704	0
34	29	116	350	6	6	507	0	8	515	0
35	463	419	15	6	12	915	0	13	928	0
36	378	401	52	5	22	858	0	9	867	0
37	551	408	3	2	10	974	0	10	984	0
38	149	200	114	1	3	467	0	0	467	0
39	231	145	39	0	4	419	0	4	423	0
40	151	166	301	4	6	628	0	8	636	0
41	16	48	519	5	1	589	0	4	593	0
42	503	393	28	5	9	938	0	7	945	0
43	16	50	407	9	2	484	0	3	487	0
44	179	182	199	11	4	575	0	4	579	0
45	199	188	522	11	11	931	0	10	941	0
46	235	184	203	3	8	633	0	5	638	0
47	141	95	454	3	5	698	0	7	705	0
48	50	74	425	13	5	567	0	8	575	0
49	88	79	558	13	8	746	0	12	758	0
50	122	133	645	9	4	913	0	8	921	0
51	176	134	563	11	9	893	0	8	901	0
52	28	162	472	6	0	668	0	3	671	0
53	35	76	224	3	1	339	0	3	342	0
54	42	84	272	9	8	415	0	13	428	0

Sl. No. of Polling Station	Number of Valid Votes Cast in favour of					Total of Valid Votes	No. of rejected votes	NOTA	Total	Number of Tended Votes
	Dibachandra Hrangkhaw/ (INC)	Braja Lal Tripura (BJP)	Paul Dangshu (TMP)	Bishwanath Debbarma (TPP)	Indrakhela Chakma, Independent					
55	0	0	0	0	0	0	0	0	0	0
56	34	138	330	5	10	517	0	13	530	0
Total no of votes recorded at Polling Stations	7182	9751	20038	394	363	37728	0	360	38088	0
No. of votes recorded on postal ballot papers	162	150	458	3	3	776	46	7	829	0
Total votes polled	7344	9901	20496	397	366	38504	46	367	38917	0

Place: SDM Office, LT Valley, Chailengta

Date: 02.03.2023

Returning Officer
 (Sub-Divisional Magistrate)
 48, Karanterra Assembly Constituency
 Longtharai Valley, Chailengta
 Dhalai District, Tripura

FORM-20
FINAL RESULT SHEET
[SEE RULE 56C(2)(C)]
ELECTION TO THE TRIPURA LEGISLATIVE ASSEMBLY FROM THE 49-CHAWMANU (ST) ASSEMBLY CONSTITUENCY
PART-1

[To be used both for Parliamentary and Assembly Election]

Total No. of Electors in Assembly Constituency/Segment : 44836

Name of the Assembly : **49-Chawmanu (ST) Assembly Constituency**

Sl. No. of Polling Station	Number of Vaild Votes Cast in favour of						Total of Vaild Votes	No. of rejected votes	NOTA	Total	Number of Tendered Votes
	Jiban Mohan Tripura, CPI(M)	Rupayan Chakma, AITC	Sambhu Lal Chakma, BJP	Barjeda Tripura, NCPI	Hangea Kumar Tripura, TMP	Tushar Kanti Chakma, Independent					
1	2	3	4	5	6	7	8	9	1 0	1 1	1 2
1	332	16	328	12	447	7	1142	0	9	1151	
2	63	3	398	5	200	9	678	0	6	684	
3	140	8	249	2	93	4	496	0	3	499	
4	221	7	315	5	190	6	744	0	7	751	
5	57	3	343	9	172	3	587	0	3	590	
6	73	10	149	7	266	9	514	0	7	521	
7	47	5	77	8	709	5	851	0	6	857	
8	69	37	494	10	114	1	725	0	6	731	
9	485	10	533	9	48	9	1094	0	16	1110	
10	400	8	407	9	84	4	912	0	8	920	
11	147	8	328	8	285	4	780	0	10	790	
12	294	14	511	1	86	5	911	0	5	916	
13	84	4	496	14	361	13	972	0	10	982	
14	81	13	484	5	216	9	808	0	5	813	
15	94	10	373	14	243	6	740	0	3	743	
16	16	12	110	9	597	5	749	0	5	754	
17	136	6	275	2	49	2	470	0	4	474	
18	208	11	443	9	54	4	729	0	6	735	
19	132	8	385	4	163	7	699	0	6	705	
20	243	4	375	2	7	2	633	0	6	639	
21	133	14	359	6	208	7	727	0	6	733	
22	119	2	285	5	34	3	448	0	2	450	
23	59	4	47	4	289	5	408	0	6	414	
24	15	4	52	10	209	4	294	0	2	296	
25	10	1	38	2	62	1	114	0	1	115	
26	166	9	303	11	54	2	545	0	6	551	
27	177	18	608	20	182	12	1017	0	26	1043	
28	167	12	292	5	230	8	714	0	9	723	
29	42	19	247	8	740	13	1069	0	7	1076	
30	190	10	230	6	55	2	493	0	10	503	
31	255	6	399	8	203	6	877	0	11	888	
32	314	8	378	7	86	7	800	0	7	807	
33	236	21	413	9	135	3	817	0	7	824	

[Signature]
2/8/23

Sl. No. of Polling Station	Number of Valid Votes Cast in favour of						Total of Valid Votes	No. of rejected votes	NOTA	Total	Number of Tended Votes
	Jiban Mohan Tripura, CPI(M)	Rupayan Chakma, AITC	Sambhu Lal Chakma, BJP	Barjeda Tripura, NCPI	Hangsa Kumar Tripura, TMP	Tushar Kanti Chakma, Independent					
34	171	12	101	13	373	1	671	0	9	680	
34A	150	16	72	17	453	13	721	0	9	730	
35	155	1	190	1	79	2	428	0	5	433	
36	34	1	142	2	16	0	195	0	0	195	
37	136	12	372	24	472	9	1025	0	10	1035	
38	90	7	577	15	130	3	822	0	2	824	
39	94	12	226	13	131	4	480	0	9	489	
40	65	8	336	6	200	9	624	0	4	628	
41	114	14	126	10	245	6	515	0	17	532	
42	48	1	294	6	81	5	435	0	6	441	
43	21	4	72	6	377	9	489	0	7	496	
44	104	8	160	20	213	13	518	0	12	530	
45	96	17	137	14	235	6	505	0	5	510	
46	47	4	76	5	131	2	265	0	2	267	
47	75	6	180	14	342	17	634	0	29	663	
48	9	3	57	5	79	4	157	0	7	164	
49	16	4	116	11	157	6	310	0	8	318	
50	37	1	43	1	121	3	206	0	4	210	
51	13	7	118	3	127	3	271	0	3	274	
52	6	2	48	4	39	2	101	0	5	106	
53	22	3	145	8	170	5	353	0	3	356	1
54	13	2	33	3	67	0	118	0	4	122	
55	62	8	98	7	152	4	331	0	12	343	
56	83	8	201	23	304	12	631	0	12	643	
57	68	18	312	10	381	7	796	0	14	810	
58	21	4	61	1	128	0	215	0	1	216	
59	8	1	84	3	160	2	258	0	5	263	
60	45	7	191	6	166	4	419	0	8	427	
60A	28	17	221	19	426	26	737	0	35	772	
61	18	4	145	4	161	3	335	0	6	341	
62	15	14	207	6	114	4	360	0	2	362	
63	96	6	270	7	46	4	429	0	8	437	
64	7	5	143	3	285	4	447	0	1	448	
Total no of votes recorded at Polling Stations	7172	562	16278	535	13432	379	38358	0	495	38853	1
No. of votes recorded on postal ballot papers	230	4	366	1	313	0	914	48	5	967	0
Total votes polled	7402	566	16644	536	13745	379	39272	48	500	39820	1

Place: Longtharai Valley, Chailengta

Date: 02.03.2023

Returning Officer
49-Chawmanu (ST) Assembly
Constituency



FORM 20 FINAL RESULT SHEET

ELECTION TO THE LEGISLATIVE ASSEMBLY

Total No. of Electors in Assembly Constituency/segment49174
Name of Assembly/segment ...50-Pabiachara (SC) Assembly Election

Serial No. Of Polling Station	No of Valid Votes Cast in favour of				Total of Valid Votes	No. Of Rejected Votes	NOTA	Total	No. Of Tendered Votes	
	BHAGABAN CHANDRA DAS	SATYABAN DAS	GOBINDA DAS	ARJUN NAMA						
1	1	301	207	120	4	632	0	7	639	0
2	2	537	531	6	14	1088	0	21	1109	0
3	3	274	334	1	3	612	0	11	623	0
4	4	344	345	3	8	700	0	8	708	0
5	5	434	528	4	8	974	0	10	984	0
6	6	404	499	6	3	912	0	10	922	0
7	7	339	315	7	10	671	0	8	679	0
8	8	405	358	3	7	773	0	1	774	0
9	9	294	200	2	5	501	0	6	507	0
10	10	296	319	5	8	628	0	9	637	0
11	11	330	425	15	7	777	0	12	789	0
12	12	437	424	12	9	882	0	10	892	0
13	13	343	599	6	7	955	0	7	962	0
14	14	283	547	2	4	836	0	8	844	0
15	15	297	415	3	9	724	0	11	735	0
16	16	294	373	7	5	679	0	8	687	0
17	17	351	446	7	5	809	0	4	813	0
18	18	310	428	4	4	746	0	7	753	0
19	19	465	493	5	5	968	0	9	977	0
20	20	296	416	12	6	730	0	8	738	0
21	21	311	323	24	6	664	0	8	672	0
22	22	320	545	7	8	880	0	7	887	0
23	23	308	295	4	5	612	0	8	620	0
24	24	466	553	6	8	1033	0	11	1044	0
25	25	481	330	6	8	825	0	11	836	0



FORM 20 FINAL RESULT SHEET

ELECTION TO THE LEGISLATIVE ASSEMBLY

Total No. of Electors in Assembly Constituency/segment49174
Name of Assembly/segment ...50-Pabiachara (SC) Assembly Election

Serial No. Of Polling Station	No of Valid Votes Cast in favour of				Total of Valid Votes	No. Of Rejected Votes	NOTA	Total	No. Of Tendered Votes	
	BHAGABAN CHANDRA DAS	SATYABAN DAS	GOBINDA DAS	ARJUN NAMA						
26	26	611	413	12	10	1046	0	12	1058	0
27	27	118	423	320	9	870	0	2	872	0
28	28	122	92	47	5	266	0	3	269	0
29	29	386	241	297	8	932	0	21	953	0
30	30	103	139	9	8	259	0	2	261	0
31	31	308	81	341	6	736	0	4	740	0
32	32	397	422	77	2	898	0	11	909	0
33	33	490	438	2	8	938	0	8	946	0
34	34	190	177	2	2	371	0	2	373	0
35	35	210	228	318	4	760	0	8	768	0
36	36	399	174	408	16	997	0	15	1012	0
37	37	454	378	23	4	859	0	8	867	0
38	38	287	304	9	5	605	0	4	609	0
39	39	271	415	3	5	694	0	4	698	0
40	40	421	382	3	7	813	0	5	818	0
41	41	255	199	3	2	459	0	2	461	0
42	42	485	429	2	6	922	0	5	927	0
43	43	445	293	4	7	749	0	16	765	0
44	44	116	178	122	7	423	0	6	429	0
45	45	283	188	308	12	791	0	14	805	0
46	46	338	162	54	5	559	0	6	565	0
47	47	308	279	53	10	650	0	9	659	0
48	48	405	378	32	17	832	0	8	840	0
49	49	355	291	37	13	696	0	6	702	0
50	50	393	342	56	23	814	0	12	826	0



FORM 20
FINAL RESULT SHEET

ELECTION TO THE LEGISLATIVE ASSEMBLY

Total No. of Electors in Assembly Constituency/segment ...**49174**
Name of Assembly/segment ...**50-Pabiachara (SC) Assembly Election**

Serial No. Of Polling Station	No of Valid Votes Cast in favour of					Total of Valid Votes	No. Of Rejected Votes	NOTA	Total	No. Of Tended Votes
	BHAGABAN CHANDRA DAS	SATYABAN DAS	GOBINDA DAS	ARJUN NAMA						
51	51	326	199	6	4	535	0	4	539	0
52	52	369	258	208	9	844	0	5	849	0
53	53	466	320	37	22	845	0	10	855	0
54	54	378	298	80	16	772	0	7	779	0
55	55	138	63	470	11	682	0	19	701	0
56	56	134	53	164	6	357	0	2	359	0
57	57	74	97	125	7	303	0	5	308	0
58	58	33	3	72	2	110	0	1	111	0
59	59	236	166	220	8	630	0	11	641	0
Total EVM Votes		19224	18751	4201	452	42628	0	477	43105	0
Total Postal Ballot Votes		318	383	130	3	834	57	13	904	0
Total Votes Polled		19542	19134	4331	455	43462	57	490	44009	0

Place:- Pabiachara (SC)


 02.3.23
 RETURNING OFFICER
 50-Pabiachara (SC)
 Returning Officer
 50-Pabiachara (SC) AC
 (Sub-Divisional Magistrate)
 Kumerghat, Unakoti Tripura



FORM 20 FINAL RESULT SHEET

ELECTION TO THE LEGISLATIVE ASSEMBLY

Total No. of Electors in Assembly Constituency/segment44779

Name of Assembly/segment ...51-Fatikroy (SC) Assembly Election

Serial No. Of Polling Station		No of Valid Votes Cast in favour of					Total of Valid Votes	No. Of Rejected Votes	NOTA	Total	No. Of Tended Votes
		Sudhangshu Das	Subrata Das	Bilas Bindu Malakar	Sajal Das	Pranesh Das					
1	1	394	275	1	2	2	674	0	4	678	0
2	2	292	130	9	0	4	435	0	4	439	0
3	3	251	266	8	2	2	529	0	5	534	0
4	4	0	0	0	0	0	0	0	0	0	0
5	5	353	200	6	4	3	566	0	9	575	0
6	6	363	246	3	3	3	618	0	3	621	0
7	7	456	506	5	5	11	983	0	15	998	0
8	8	278	220	26	5	3	532	0	5	537	0
9	9	581	466	8	4	6	1065	0	5	1070	0
10	10	440	574	15	9	5	1043	0	10	1053	0
11	11	406	383	9	0	8	806	0	12	818	0
12	12	431	283	6	2	7	729	0	9	738	0
13	13	206	246	3	2	5	462	0	8	470	0
14	14	323	372	6	4	11	716	0	14	730	0
15	15	290	296	3	0	6	595	0	4	599	0
16	16	558	356	1	2	1	918	0	12	930	1
17	17	495	298	189	9	11	1002	0	15	1017	0
18	18	385	245	13	1	1	645	0	3	648	0
19	19	218	132	679	14	5	1048	0	6	1054	0
20	20	540	381	4	4	4	933	0	6	939	0
21	21	226	60	444	6	1	737	0	5	742	0
22	22	120	39	174	2	2	337	0	4	341	0
23	23	132	9	62	1	1	205	0	0	205	0
24	24	45	3	67	0	1	116	0	0	116	0
25	25	341	141	240	5	2	729	0	8	737	0



FORM 20 FINAL RESULT SHEET

ELECTION TO THE LEGISLATIVE ASSEMBLY

Total No. of Electors in Assembly Constituency/segment44779
Name of Assembly/segment ...51-Fatikroy (SC) Assembly Election

Serial No. Of Polling Station		No of Valid Votes Cast in favour of					Total of Valid Votes	No. Of Rejected Votes	NOTA	Total	No. Of Tendered Votes
		Sudhangshu Das	Subrata Das	Bilas Bindu Malakar	Sajal Das	Pranesh Das					
26	26	432	270	228	4	7	941	0	13	954	0
27	27	281	118	0	1	0	400	0	1	401	0
28	28	441	329	5	4	8	787	0	3	790	0
29	29	422	354	0	6	2	784	0	8	792	0
30	30	265	237	9	0	5	516	0	6	522	0
31	31	405	339	7	1	5	757	0	2	759	0
32	32	580	313	5	9	3	910	0	5	915	0
33	33	374	194	3	5	1	577	0	6	583	0
34	34	319	318	7	5	3	652	0	4	656	0
35	35	541	405	7	5	7	965	0	7	972	0
36	36	202	264	2	4	4	476	0	4	480	0
37	37	214	100	2	2	1	319	0	0	319	0
38	38	194	67	432	7	5	705	0	7	712	0
39	39	365	276	46	0	9	696	0	3	699	0
40	40	395	368	6	6	9	784	0	7	791	0
41	41	265	36	643	5	6	955	0	3	958	0
42	42	271	160	583	7	8	1029	0	12	1041	0
43	43	341	394	8	3	8	754	0	11	765	0
44	44	478	315	8	3	5	809	0	4	813	0
45	45	415	227	33	8	9	692	0	9	701	0
46	46	393	320	16	2	1	732	0	6	738	0
47	47	249	204	8	1	1	463	0	10	473	0
48	48	551	321	4	6	4	886	0	6	892	0
49	49	556	393	28	7	5	989	0	8	997	1
50	50	552	424	52	27	10	1065	0	14	1079	0



FORM 20 FINAL RESULT SHEET

ELECTION TO THE LEGISLATIVE ASSEMBLY

Total No. of Electors in Assembly Constituency/segment44779
Name of Assembly/segment ...51-Fatikroy (SC) Assembly Election

Serial No. Of Polling Station	No of Valid Votes Cast in favour of					Total of Valid Votes	No. Of Rejected Votes	NOTA	Total	No. Of Tendered Votes
	Sudhangshu Das	Subrata Das	Bilas Bindu Malakar	Sajal Das	Pranesh Das					
51	51	457	328	7	6	8	0	6	812	0
52	52	481	364	20	2	9	0	3	879	0
53	53	321	264	2	1	6	0	3	597	0
54	54	417	404	31	7	2	0	12	873	0
Total EVM Votes		19301	14233	4183	230	256	0	349	38552	2
Total Postal Ballot Votes		269	225	115	0	0	52	9	670	0
Total Votes Polled		19570	14458	4298	230	256	52	358	39222	2

Place:-

Fatikroy (SC)


 RETURNING OFFICER
 51-Fatikroy (SC)
 (Addl. DM & Collector)
 Unakoti District, Kailashahar



FORM 20
FINAL RESULT SHEET

[SEE RULE 56C(2)(C)]

ELECTION TO THE TRIPURA LEGISLATIVE ASSEMBLY FROM 52-CHANDIPUR (GEN) ASSEMBLY CONSTITUENCY
(To be used both for Parliamentary and Assembly Election)


Total No. of Electors in Assembly Constituency/Segment : **46705**

Name of the Assembly Constituency : **52-Chandipur (General) Assembly Constituency**

Serial No. of Polling Station		No. of valid votes cast in favour of				Total of valid votes	No of Rejected Votes	NOTA	Total	No. of tendered votes
		Krishnendu Choudhury	Tinku Roy	Bidyut Bikas Sinha	Ranjan Singha					
1	2	3	4	5	6	7	8	9	10	11
1	52/1	376	316	11	31	734	0	15	749	0
2	52/2	55	54	5	231	345	0	10	355	0
3	52/3	513	454	12	18	997	0	18	1015	0
4	52/4	233	261	9	8	511	0	6	517	0
5	52/5	406	607	11	21	1045	0	9	1054	0
6	52/6	515	487	8	19	1029	0	6	1035	0
7	52/7	300	315	4	3	622	0	8	630	0
8	52/8	350	403	3	5	761	0	15	776	0
9	52/9	298	322	10	17	647	0	16	663	1
10	52/10	307	392	10	55	764	0	17	781	0
11	52/11	303	401	1	6	711	0	7	718	0
12	52/12	264	308	6	14	592	0	6	598	0
13	52/13	379	289	4	16	688	0	8	696	0
14	52/14	223	162	5	6	396	0	5	401	0

5
Returning Officer
(A.D.M. & Collector (P.P))
52-Chandipur (Gen) A/C Page 1 of 3
Kailashahar, Unakoti, Tripura.

1	2	3	4	5	6	7	8	9	10	11
15	52/15	535	453	11	20	1019	0	15	1034	0
16	52/16	479	489	11	26	1005	0	35	1040	0
17	52/17	287	315	16	418	1036	0	10	1046	0
18	52/18	363	324	8	83	778	0	19	797	0
19	52/19	471	341	11	16	839	0	8	847	0
20	52/20	425	426	10	34	895	0	12	907	0
21	52/21	302	496	8	10	816	0	8	824	0
22	52/22	296	325	13	124	758	0	21	779	0
23	52/23	258	202	23	145	628	0	11	639	0
24	52/24	253	527	14	99	893	0	16	909	0
25	52/25	81	250	7	347	685	0	16	701	0
26	52/26	363	382	5	126	876	0	5	881	0
27	52/27	120	171	13	462	766	0	8	774	0
28	52/28	312	295	7	22	636	0	13	649	0
29	52/29	233	415	9	10	667	0	5	672	0
30	52/30	277	325	5	13	620	0	9	629	0
31	52/31	386	463	13	121	983	0	14	997	1
32	52/32	53	197	12	383	645	0	6	651	0
33	52/33	231	331	8	174	744	0	9	753	0
34	52/34	52	199	19	580	850	0	20	870	0
35	52/35	461	492	13	17	983	0	12	995	0
36	52/36	373	224	9	15	621	0	5	626	0
37	52/37	318	399	10	13	740	0	7	747	0
38	52/38	336	304	13	192	845	0	5	850	0
39	52/39	237	247	28	311	823	0	7	830	0


 Returning Officer
 (A.D.M. & Collector (P.P.))
 52-Chandipur (Gen) A/C
 Nilashabar, Unakoti, Tripura

1	2	3	4	5	6	7	8	9	10	11
40	52/40	130	200	4	111	445	0	4	449	0
41	52/41	650	225	17	75	967	0	14	981	0
42	52/42	566	233	11	48	858	0	13	871	0
43	52/43	544	326	23	34	927	0	20	947	0
44	52/44	264	266	22	184	736	0	15	751	0
45	52/45	76	241	6	224	547	0	12	559	0
46	52/46	439	392	13	31	875	0	7	882	0
47	52/47	288	204	2	1	495	0	5	500	0
48	52/48	362	261	5	74	702	0	8	710	0
49	52/49	192	201	4	13	410	0	9	419	0
50	52/50	284	264	6	16	570	0	3	573	0
51	52/51	260	495	14	19	788	0	11	799	0
52	52/52	330	315	22	4	671	0	7	678	0
53	52/53	156	199	32	142	529	0	9	538	0
Total No. of votes recorded at Polling Stations		16565	17185	576	5187	39513	0	579	40092	2
No. of votes recorded on postal ballot papers		253	210	6	192	661	158	8	827	0
Total votes polled		16818	17395	582	5379	40174	158	587	40919	2

Place : Kailashahar
Date : 02/03/2023

S. S. S.
02103/23
Returning Officer
52-Chandipur (Gen) A.C
Returning Officer
(A.D.M. & Collector (P.P))
52-Chandipur (Gen) A/C
Kailashahar Unakoti Tripura.



FORM 20
FINAL RESULT SHEET

[SEE RULE 56C(2)(C)]

ELECTION TO THE TRIPURA LEGISLATIVE ASSEMBLY FROM 53-KAILASHAHAR (GEN) ASSEMBLY CONSTITUENCY
(To be used both for Parliamentary and Assembly Election)

Total No. of Electors in Assembly Constituency/Segment : 50958

Name of the Assembly Constituency : 53-Kailashahar (General) Assembly Constituency

Serial No. of Polling Station		No. of valid votes cast in favour of				Total of valid votes	No. of rejected votes	NOTA	Total	No. of tendered votes
		Md. Abdul Matin	Birajit Sinha	Moboshar Ali	Jahangir Ali					
1	2	3	4	5	6	7	8	9	10	11
1	53/1	12	479	312	6	809	0	7	816	0
2	53/2	14	351	195	7	567	0	13	580	0
3	53/3	15	466	331	7	819	0	11	830	0
4	53/4	8	202	270	2	482	0	6	488	0
5	53/5	1	198	187	1	387	0	2	389	0
6	53/6	5	469	76	1	551	0	6	557	0
7	53/7	26	596	269	5	896	0	7	903	0
8	53/8	31	534	189	6	760	0	8	768	0
9	53/9	9	416	110	5	540	0	9	549	0
10	53/10	21	595	199	7	822	0	10	832	0
11	53/11	17	582	391	13	1003	0	8	1011	0
12	53/12	12	479	190	6	687	0	6	693	0
13	53/13	9	581	162	2	754	0	6	760	0
14	53/14	9	399	115	2	525	0	4	529	0
15	53/15	5	427	132	1	565	0	8	573	0
16	53/16	12	713	204	4	933	0	12	945	0

	2	3	4	5	6	7	8	9	10	11
1	53/17	43	602	119	4	768	0	3	771	0
18	53/18	14	581	190	4	789	0	9	798	0
19	53/19	9	472	468	5	954	0	8	962	0
20	53/20	13	554	137	5	709	0	4	713	0
21	53/21	26	374	376	16	792	0	22	814	0
22	53/22	22	654	341	10	1027	0	13	1040	0
23	53/23	12	583	257	10	862	0	1	863	0
24	53/24	5	259	230	5	499	0	2	501	0
25	53/25	19	643	197	10	869	0	12	881	0
26	53/26	12	532	278	14	836	0	12	848	0
27	53/27	21	601	324	12	958	0	16	974	0
28	53/28	17	603	208	2	830	0	4	834	0
29	53/29	14	507	223	5	749	0	4	753	0
30	53/30	11	502	161	5	679	0	10	689	0
31	53/31	12	587	190	2	791	0	11	802	0
32	53/32	14	685	241	12	952	0	13	965	0
33	53/33	5	363	271	1	640	0	5	645	0
34	53/34	8	482	266	5	761	0	15	776	0
35	53/35	11	292	270	4	577	0	8	585	0
36	53/36	4	35	25	0	64	0	2	66	0
37	53/37	6	410	175	2	593	0	2	595	0
38	53/38	13	260	258	8	539	0	3	542	0
39	53/39	7	239	228	4	478	0	17	495	0
40	53/40	9	350	414	5	778	0	14	792	0
41	53/41	12	379	303	6	700	0	6	706	0
42	53/42	9	269	314	2	594	0	8	602	0

Returning Officer
(Sub-Divisional Magistrate)
Kailashahar (Gen) A/C
Uttarakhand District, Tripura.

1	2	3	4	5	6	7	8	9	10	11
43	53/43	4	327	376	1	708	0	12	720	0
44	53/44	10	471	434	0	915	0	11	926	0
45	53/45	5	134	179	2	320	0	8	328	0
46	53/46	11	426	387	3	827	0	9	836	0
47	53/47	9	385	384	6	784	0	24	808	0
48	53/48	12	353	446	5	816	0	9	825	0
49	53/49	5	181	273	2	461	0	9	470	0
50	53/50	9	216	265	1	491	0	11	502	0
51	53/51	9	456	375	4	844	0	10	854	0
52	53/52	13	340	370	2	725	0	8	733	0
53	53/53	10	333	339	1	683	0	7	690	0
54	53/54	3	354	319	3	679	0	13	692	0
55	53/55	13	406	483	6	908	0	14	922	0
56	53/56	5	219	171	1	396	0	7	403	0
57	53/57	3	476	463	5	947	0	16	963	0
58	53/58	4	140	25	3	172	0	2	174	0
59	53/59	13	263	175	7	458	0	10	468	0
Total No. of votes recorded at Polling Stations		692	24785	15260	285	41022	0	527	41549	0
No. of votes recorded on postal ballot papers		4	515	354	1	874	42	10	926	0
Total votes polled		696	25300	15614	286	41896	42	537	42475	0

Place : Kailashahar
Date : 02/03/2023


Returning Officer
53-Kailashahar (Gen) A.C
(Sub-Divisional Magistrate)
53-Kailashahar (Gen) A/C

FORM 20
FINAL RESULT SHEET
(SEE RULE 15, PARA 15.28.8)

Date 02.03.2023

ELECTION TO THE TRIPURA LEGISLATIVE ASSEMBLY FROM THE 54-KADAMTALA-KURTI ASSEMBLY CONSTITUENCY PART-I

(To be used both for Parliamentary and Assembly Election)
Total No. of Electors in 54-Kadamtala-Kurti Assembly Constituency- 47127

Serial No. of Polling Station	No. of valid votes cast in favour of				Total of valid votes	No. of rejected votes	NOTA	Total	No. of tendered votes
	Abdul Hasim (AITC)	Islam Uddin (CPIM)	Dilip Tanti (BJP)	Gopal Krishna Deb (IND)					
1	2	3	4	5	6	7	8	9	10
1	15	373	589	10	987	0	8	995	0
2	11	193	478	17	699	0	7	706	0
3	3	188	314	5	510	0	5	515	0
4	23	178	600	22	823	0	27	850	0
5	9	204	416	13	642	0	12	654	0
6	14	286	557	8	865	0	13	878	0
7	14	214	502	5	735	0	7	742	0
8	13	268	636	23	930	0	29	959	0
9	38	398	813	10	1059	0	7	1066	0
10	33	323	679	16	1051	0	3	1054	0
11	41	553	375	21	990	0	18	1008	0
12	10	424	182	6	622	0	6	628	0
13	30	484	140	15	689	0	6	675	0
14	42	477	108	19	646	0	11	657	0
15	27	646	225	10	908	0	7	915	0
16	28	478	126	5	637	0	3	640	0
17	18	495	95	12	621	0	13	634	0
18	29	344	202	11	586	0	4	590	0
19	20	495	206	7	722	0	2	724	0
20	44	519	130	17	710	0	9	719	0
21	12	291	534	13	850	0	8	858	0
22	9	226	354	6	595	0	9	604	0
23	16	230	619	11	876	0	7	883	0
24	7	182	400	6	595	0	5	600	0
25	15	152	336	3	506	0	6	512	0
26	13	285	553	15	887	0	8	875	0
27	24	294	743	12	1073	0	17	1090	0
28	8	315	394	23	740	0	12	752	0
29	15	242	272	5	534	0	8	542	0
30	12	275	587	16	890	0	14	904	0
31	14	556	419	21	1010	0	10	1020	0
32	16	412	536	9	973	0	12	985	0
33	11	448	297	8	764	0	2	766	0
34	17	438	195	7	657	0	3	660	0
35	27	371	90	4	492	0	4	496	0
36	45	836	166	12	1059	0	10	1069	0
37	25	373	626	15	1039	0	6	1045	1
38	47	537	447	21	1052	0	16	1068	0
39	9	313	269	11	602	0	7	609	0
40	30	205	358	10	603	0	4	607	0
41	13	485	175	8	682	0	7	689	0
42	20	445	198	11	675	0	4	679	0
43	19	307	201	15	542	0	8	550	0
44	9	431	84	10	534	0	6	540	0
45	10	334	321	12	677	0	4	681	0
46	18	471	174	12	675	0	9	684	0
47	19	449	100	19	587	0	9	596	0
48	39	508	584	20	1151	0	15	1166	0
49	39	562	253	26	880	0	21	901	0
50	14	676	141	9	840	0	14	854	1
51	7	390	56	7	450	0	7	457	0
52	17	240	275	5	537	0	7	544	0
Total No. of votes recorded at Polling Station	1058	19802	17925	634	39419	0	476	39895	2
No. of votes recorded on Postal Ballot Papers included ETPBS	3	210	195	2	410	23	4	437	0
Total Votes polled	1061	20012	18120	636	39829	23	480	40332	2

Kean
Returning Officer
54-Kadamtala-Kurti AC
Dharmanagar, North Tripura
Returning Officer
54-Kadamtala-Kurti
Assembly Constituency

FORM 20
FINAL RESULT SHEET
(SEE RULE 15, PARA 15.28.8)

Date 02.03.2023

TRIPURA ELECTION TO THE 55-BAGBASSA ASSEMBLY CONSTITUENCY PART-I
(To be used both for Parliamentary and Assembly Election)
Total No. of Electors in 55-Bagbassa Assembly Constituency- 47107

Serial No. of Polling Station	No. of valid votes cast in favour of				Total of valid votes	No. of rejected votes	NOTA	Total	No. of tendered votes
	Bijita Nath (CPIM)	Bimal Nath (AITC)	Jadab Lal Debnath (BJP)	Kalpna Sinha (Tipra Motha Party)					
1	2	3	4	5	6	7	8	9	10
1	344	16	357	7	724	0	7	731	0
2	347	15	273	1	636	0	9	645	0
3	319	8	382	6	715	0	10	725	0
4	293	9	358	1	661	0	7	668	0
5	249	27	295	6	577	0	7	584	0
6	301	10	311	5	627	0	8	635	0
7	487	29	530	6	1052	0	14	1066	0
8	598	25	414	11	1048	0	10	1058	0
9	538	8	318	5	869	0	6	875	0
10	248	13	363	6	630	0	9	639	0
11	258	6	452	1	717	0	3	720	0
12	345	10	478	22	855	0	7	862	0
13	291	8	353	8	660	0	4	664	0
14	456	24	541	83	1104	0	12	1116	0
15	223	32	273	101	629	0	7	636	0
16	671	16	266	50	1003	0	7	1010	0
17	392	20	478	87	977	0	10	987	0
18	329	13	466	9	817	0	11	828	0
19	386	22	358	14	780	0	13	793	0
20	289	12	423	7	731	0	12	743	0
21	332	15	406	26	779	0	11	790	0
22	546	11	468	21	1046	0	14	1060	0
23	332	10	412	38	792	0	7	799	0
24	306	7	393	8	714	0	9	723	0
25	225	48	289	47	609	0	14	623	0
26	362	31	419	4	816	0	12	828	0
27	250	12	248	8	518	0	3	521	0
28	271	18	397	7	693	0	9	702	0
29	108	6	90	65	269	0	2	271	0
30	459	18	473	65	1015	0	12	1027	0
31	306	13	426	187	932	0	13	945	0
32	482	12	338	253	1085	0	22	1107	0
33	87	13	173	76	349	0	2	351	0
34	452	14	306	53	825	0	18	843	0
35	256	12	410	13	691	0	9	700	0
36	430	21	498	21	970	0	13	983	0
37	471	10	490	13	984	0	17	1001	0
38	302	4	241	3	550	0	7	557	0
39	547	14	242	20	823	0	9	832	0
40	315	13	370	9	707	0	11	718	0
41	574	9	308	9	900	0	11	911	0
42	388	6	241	6	641	0	9	650	0
43	336	7	643	50	1036	0	18	1054	0
44	237	11	405	6	659	0	15	674	0
45	319	13	640	25	997	0	17	1014	0
46	345	11	513	17	886	0	7	893	0
47	150	5	249	161	565	0	9	574	0
48	228	26	398	32	684	0	9	693	0
49	216	3	297	1	517	0	17	534	0
50	144	8	114	525	791	0	9	800	0
Total No. of votes recorded at Polling Station	17140	724	18586	2205	38655	0	508	39163	0
No. of votes recorded on Postal Ballot Papers including ETPBS	304	7	319	76	706	43	9	758	
Total Votes polled	17444	731	18905	2281	39361	43	517	39921	0

Returning Officer
55- Bagbassa AC
Dharmanagar, North Tripura

02/03/2023
Returning Officer
55-Bagbassa Assembly
Constituency



FORM 20
FINAL RESULT SHEET
(SEE RULE 15, PARA 15.28.8)

Date 02.03.2023

TRIPURA ELECTION TO THE 56- DHARMANAGAR ASSEMBLY CONSTITUENCY PART- I


(To be used both for Parliamentary and Assembly Election)

Total No. of Electors in 56-Dharmanagar Assembly Constiucency- 44745

Serial No. of Polling Station	No. of valid votes cast in favour of						Total of valid votes	No. of rejected votes	NOTA	Total	No. of tendered votes
	Chayan Bhattacharya (INC)	Biswa Bandhu Sen (BJP)	Narendu Das (IND)	Bibash Ranjan Das (IND)	Sanjay Chaudhury (IND)	Saurabh Goswami (IND)					
1	2	3	4	5	6	7	8	9	10	11	12
1	364	610	2	1	3	4	984	0	12	996	0
2	467	463	0	0	1	7	938	0	5	943	0
3	189	392	1	2	0	4	588	0	2	590	0
4	321	245	3	3	1	11	584	0	13	597	0
5	437	283	1	2	1	9	733	0	7	740	0
6	330	472	5	11	7	9	834	0	8	842	0
7	441	396	1	2	1	8	849	0	15	864	0
8	447	316	5	8	3	13	792	0	4	796	0
9	700	332	3	3	8	9	1055	0	16	1071	0
10	129	160	2	0	1	4	296	0	4	300	0
11	686	405	6	5	5	11	1118	0	13	1131	0
12	372	226	0	6	1	19	624	0	2	626	0
13	387	198	3	3	1	5	597	0	4	601	0
14	500	526	11	1	1	15	1054	0	11	1065	0
15	286	302	2	5	4	14	613	0	5	618	0
16	462	532	4	3	5	11	1017	0	25	1042	0
17	254	592	5	4	2	8	865	0	8	873	0
18	365	465	3	9	0	25	867	0	8	875	0
19	297	378	4	5	2	45	731	0	7	738	0
20	361	457	5	5	4	17	849	0	5	854	0
21	397	468	3	1	1	11	881	0	6	887	0
22	248	242	1	3	3	10	507	0	2	509	0
23	210	377	3	2	2	4	598	0	5	603	0
24	322	460	6	2	3	14	807	0	9	816	0
25	315	340	3	2	3	24	687	0	5	692	0
26	409	429	3	1	4	19	865	0	13	878	0
27	281	289	1	4	3	13	591	0	7	598	0
28	207	234	0	0	0	16	457	0	9	466	0
29	299	255	2	1	2	28	587	0	9	596	0

(Signature)
Returning Officer
56-Dharmanagar Assembly
Constituency

Serial No. of Polling Station	No. of valid votes cast in favour of						Total of valid votes	No. of rejected votes	NOTA	Total	No. of tendered votes
	Chayan Bhattacharya (INC)	Biswa Bandhu Sen (BJP)	Narendu Das (IND)	Bibash Ranjan Das (IND)	Sanjay Chaudhury (IND)	Saurabh Goswami (IND)					
30	256	261	4	4	8	24	557	0	5	562	0
31	194	280	0	5	0	8	487	0	2	489	0
32	268	303	3	2	0	10	586	0	11	597	0
33	143	182	0	3	1	2	331	0	2	333	0
34	487	533	11	10	4	19	1064	0	15	1079	0
35	283	282	2	9	2	18	596	0	18	614	0
36	441	555	5	1	6	17	1025	0	11	1036	0
37	261	356	2	4	1	14	638	0	18	656	0
38	519	415	9	14	3	20	980	0	14	994	0
39	257	271	1	2	2	13	546	0	6	552	0
40	330	264	5	4	4	5	612	0	4	616	0
41											
42	480	553	4	1	2	16	1056	0	11	1067	0
43	208	454	1	1	3	13	680	0	8	688	0
44	457	217	5	3	1	1	684	0	2	686	0
45	186	221	1	4	5	6	423	0	5	428	0
46	207	255	2	7	3	8	482	0	9	491	0
47	394	434	2	7	2	7	846	0	10	856	0
48	194	316	3	6	0	16	535	0	8	543	0
49	408	435	6	8	7	11	875	0	11	886	0
50	238	278	1	4	0	10	531	0	4	535	0
51	484	425	3	6	2	9	929	0	12	941	0
Total No. of votes recorded at Polling Station	17178	18134	158	199	128	634	36431	0	425	36856	0
No. of votes recorded on Postal Ballot Papers included ETPBS	408	550	0	4	0	24	986	48	19	1053	0
Total Votes polled	17586	18684	158	203	128	658	37417	48	444	37909	0


 Returning Officer
 56-Dharmaanagar, AC
 Dharmanagar, North Tripura
 Returning Officer
 56-Dharmanagar Assembly
 Constituency

FORM 20 FINAL RESULT SHEET

ELECTION TO THE LEGISLATIVE ASSEMBLY

Total No. of Electors in Assembly Constituency/segment44547

Name of Assembly/segment ...57-Jubarajnagar Assembly Election

Serial No. Of Polling Station		No of Valid Votes Cast in favour of		Total of Valid Votes	No. Of Rejected Votes	NOTA	Total	No. Of Tendered Votes
		Malina Debnath	Sailendra Chandra Nath					
1	1	184	447	631	0	11	642	0
2	2	591	555	1146	0	37	1183	0
3	3	545	520	1065	0	19	1084	0
4	4	491	337	828	0	13	841	0
5	5	250	317	567	0	9	576	0
6	6	238	240	478	0	15	493	0
7	7	394	300	694	0	29	723	0
8	8	622	385	1007	0	26	1033	0
9	9	253	212	465	0	9	474	0
10	10	333	286	619	0	33	652	0
11	11	296	334	630	0	14	644	0
12	12	201	218	419	0	18	437	0
13	13	472	587	1059	0	37	1096	0
14	14	401	381	782	0	14	796	0
15	15	442	560	1002	0	33	1035	0
16	16	499	516	1015	0	25	1040	0
17	17	193	369	562	0	8	570	0
18	18	204	504	708	0	22	730	0
19	19	440	356	796	0	15	811	0
20	20	528	378	906	0	15	921	0
21	21	448	375	823	0	15	838	0
22	22	264	557	821	0	16	837	0
23	23	304	471	775	0	15	790	0
24	24	385	217	602	0	9	611	0
25	25	365	502	867	0	11	878	0



FORM 20 FINAL RESULT SHEET

ELECTION TO THE LEGISLATIVE ASSEMBLY

Total No. of Electors in Assembly Constituency/segment44547
Name of Assembly/segment ...57-Jubarajnagar Assembly Election

Serial No. Of Polling Station		No of Valid Votes Cast in favour of		Total of Valid Votes	No. Of Rejected Votes	NOTA	Total	No. Of Tendered Votes
		Malina Debnath	Sailendra Chandra Nath					
26	26	169	610	779	0	12	791	0
27	27	415	356	771	0	8	779	0
28	28	285	160	445	0	2	447	0
29	29	143	466	609	0	16	625	0
30	30	280	497	777	0	13	790	0
31	31	418	452	870	0	18	888	0
32	32	310	363	673	0	11	684	0
33	33	515	515	1030	0	19	1049	0
34	34	373	229	602	0	15	617	0
35	35	396	342	738	0	19	757	0
36	36	443	394	837	0	5	842	0
37	37	313	381	694	0	14	708	0
38	38	549	391	940	0	27	967	0
39	39	548	453	1001	0	21	1022	0
40	40	511	323	834	0	17	851	0
41	41	328	234	562	0	10	572	0
42	42	507	260	767	0	11	778	0
43	43	452	210	662	0	15	677	0
44	44	281	237	518	0	15	533	0
45	45	426	375	801	0	16	817	0
46	46	311	376	687	0	12	699	0
47	47	412	456	868	0	14	882	0
48	48	521	516	1037	0	23	1060	0
49	49	338	412	750	0	31	781	0
50	50	87	58	145	0	7	152	0


FORM 20 FINAL RESULT SHEET

ELECTION TO THE LEGISLATIVE ASSEMBLY

Total No. of Electors in Assembly Constituency/segment44547
Name of Assembly/segment ...57-Jubarajnagar Assembly Election

Serial No. Of Polling Station	No of Valid Votes Cast in favour of		Total of Valid Votes	No. Of Rejected Votes	NOTA	Total	No. Of Tended Votes
	Malina Debnath	Sailendra Chandra Nath					
Total EVM Votes	18674	18990	37664	0	839	38503	0
Total Postal Ballot Votes	416	396	812	26	14	852	0
Total Votes Polled	19090	19386	38476	26	853	39355	0

Place:- Jubarajnagar


 RETURNING OFFICER
 57-Jubarajnagar
 Returning Officer
 57-Jubarajnagar Assembly
 Constituency

**FORM 20
FINAL RESULT SHEET**

ELECTION TO THE LEGISLATIVE ASSEMBLY

Total No. of Electors in Assembly Constituency/segment44442
Name of Assembly/segment ...58-Panisagar Assembly Election



Serial No. Of Polling Station		No of Valid Votes Cast in favour of				Total of Valid Votes	No. Of Rejected Votes	NOTA	Total	No. Of Tended Votes
		Binay Bhushan Das	Sital Das	Joy Chuangthang Halam	Arun Nath					
1	1	349	207	3	7	566	0	3	569	0
2	2	329	415	27	10	781	0	9	790	0
3	3	216	326	12	4	558	0	2	560	0
4	4	320	270	13	15	618	0	7	625	0
5	5	299	358	36	3	696	0	9	705	0
6	6	273	176	19	7	475	0	5	480	0
7	7	100	42	179	10	331	0	6	337	0
8	8	69	56	381	3	509	0	2	511	0
9	9	379	460	9	12	860	0	4	864	0
10	10	239	171	378	12	800	0	10	810	0
11	11	376	309	46	11	742	0	8	750	0
12	12	347	252	27	13	639	0	3	642	0
13	13	582	296	3	21	902	0	10	912	0
14	14	202	501	33	12	748	0	7	755	0
15	15	304	345	40	27	716	0	12	728	0
16	16	205	163	1	8	377	0	3	380	0
17	17	592	387	6	16	1001	0	6	1007	0
18	18	367	355	5	4	731	0	13	744	0
19	19	349	365	4	7	725	0	12	737	0
20	20	378	386	7	7	778	0	8	786	0
21	21	346	293	7	7	653	0	3	656	0
22	22	564	357	8	17	946	0	18	964	0
23	23	470	424	6	10	910	0	8	918	0
24	24	377	434	4	7	822	0	9	831	0
25	25	288	427	141	16	872	0	13	885	0

3

**FORM 20
FINAL RESULT SHEET**

ELECTION TO THE LEGISLATIVE ASSEMBLY

Total No. of Electors in Assembly Constituency/segment44442
Name of Assembly/segment ...58-Panisagar Assembly Election

Serial No. Of Polling Station	No of Valid Votes Cast in favour of				Total of Valid Votes	No. Of Rejected Votes	NOTA	Total	No. Of Tended Votes	
	Binay Bhushan Das	Sital Das	Joy Chuangthang Halam	Arun Nath						
26	26	447	426	6	12	891	0	10	901	0
27	27	500	270	8	9	787	0	6	793	0
28	28	424	376	9	28	837	0	10	847	0
29	29	211	178	11	8	408	0	8	416	0
30	30	352	252	7	25	636	0	14	650	0
31	31	391	198	8	26	623	0	13	636	0
32	32	417	429	12	21	879	0	8	887	0
33	33	238	304	17	3	562	0	6	568	0
34	34	247	232	10	7	496	0	4	500	0
35	35	310	234	4	12	560	0	7	567	0
36	36	286	116	266	5	673	0	3	676	0
37	37	131	83	54	1	269	0	2	271	0
38	38	148	216	412	7	783	0	16	799	0
39	39	90	56	570	11	727	0	13	740	0
40	40	223	162	469	14	868	0	12	880	0
41	41	162	75	370	10	617	0	12	629	0
42	42	405	287	135	8	835	0	6	841	0
43	43	132	125	189	12	458	0	5	463	0
44	44	261	268	123	16	668	0	8	676	0
45	45	252	274	75	5	606	0	10	616	0
46	46	235	34	429	35	733	0	58	791	0
47	46(A)	210	35	456	15	716	0	28	744	0
48	47	95	65	358	11	529	0	4	533	0
49	48	194	23	340	14	571	0	30	601	0
50	48(A)	72	6	394	12	484	0	48	532	0

B

Date-02-03-2023 13:34 pm

Electors Audit Ref.-1877164269

**FORM 20
FINAL RESULT SHEET**


ELECTION TO THE LEGISLATIVE ASSEMBLY

**Total No. of Electors in Assembly Constituency/segment44442
Name of Assembly/segment ...58-Panisagar Assembly Election**

Serial No. Of Polling Station	No of Valid Votes Cast in favour of				Total of Valid Votes	No. Of Rejected Votes	NOTA	Total	No. Of Tendered Votes
	Binay Bhushan Das	Sital Das	Joy Chuangthang Halam	Arun Nath					
51	49	210	219	505	14	0	19	967	0
52	50	123	53	292	8	0	6	482	0
53	51	167	76	145	9	0	3	400	0
54	52	210	124	411	18	0	28	791	0
Total EVM Votes	15463	12971	7480	642	36556	0	587	37143	0
Total Postal Ballot Votes	282	276	132	6	696	80	4	780	0
Total Votes Polled	15745	13247	7612	648	37252	80	591	37923	0

Place:-

Panisagar


RETURNING OFFICER
58-Panisagar
(SUBHASACHARYA)
Returning Officer (SDM)
58-Panisagar Assembly Constituency
Panisagar North Tripura

FORM-20
FINAL RESULT SHEET
[SEE RULE 56C(2)(C)]
ELECTION TO THE TRIPURA LEGISLATIVE ASSEMBLY-2023
PART-1

[To be used both for Parliamentary and Assembly Election]
Total No. of Electors in Assembly Constituency : 45670

Name of the Assembly Constituency : **59-Pencharthal(ST) AC**


SL No. of Polling Station	Number of Valid Votes Cast in favour of					Total of Valid Votes	No. of rejected votes	NOTA	Total	Number of Tended Votes
	Purnita Chakma, AITMC	Sadhan Kr. Chakma, CPI(M)	Santana Chakma, BJP	Hollywood Chakma, Tipra Motha Party	Karna dhan Chakma, INDEPENDENT					
1	2	3	4	5	6	7	8	9	10	12
1	15	181	307	267	19	789	0	35	824	0
2	22	193	558	292	11	1076	0	12	1088	0
3	5	112	437	244	7	806	0	11	817	0
4	12	275	694	199	20	1201	0	13	1214	0
5	18	215	547	380	15	1177	0	24	1201	0
6	14	182	470	322	14	982	0	12	994	0
7	21	120	443	171	8	763	0	4	767	0
8	4	129	335	44	4	516	0	4	520	0
9	15	324	567	91	7	1005	0	7	1012	0
10	20	271	570	114	10	985	0	9	994	0
11	14	218	597	65	9	903	0	13	916	0
12	75	250	340	120	15	810	0	11	821	0
13	25	314	575	108	15	1038	0	12	1050	0
14	12	189	472	97	8	778	0	6	784	0
15	5	259	497	242	4	1007	0	10	1017	0
16	8	125	201	158	3	495	0	1	496	0
17	7	171	360	118	7	663	0	2	665	0
18	15	328	513	123	14	993	0	3	996	0
19	11	282	505	26	42	866	0	7	873	0
20	14	177	269	257	13	730	0	10	740	0
21	22	217	260	160	19	678	0	9	687	0
22	24	96	286	97	8	511	0	6	517	0
23	9	150	521	124	9	823	0	7	830	0
24	11	170	226	327	3	737	0	11	748	0
25	13	215	394	25	15	662	0	7	669	0
26	16	214	502	137	10	879	0	16	895	0
27	10	185	321	29	2	548	0	11	559	0
28	12	285	462	38	17	814	0	11	825	0
29	8	285	428	65	10	796	0	6	802	0

91

Sl. No. of Polling Station	Number of Valid Votes Cast in favour of					Total of Valid Votes	No. of rejected votes	NOTA	Total	Number of Tended Votes
	Pumita Chakma, AITMC	Sadhan Kr. Chakma, CPI(M)	Santana Chakma, BJP	Hollywood Chakma, Tipra Motha Party	Karna dhan Chakma, INDEPENDENT					
30	15	262	342	41	14	674	0	19	693	0
31	5	65	317	386	13	786	0	16	802	0
32	17	327	394	248	30	1016	0	5	1021	0
33	17	274	346	52	18	707	0	6	713	0
34	13	296	306	107	6	728	0	7	735	0
35	7	97	142	355	13	614	0	16	630	0
36	11	56	177	391	6	641	0	5	646	0
37	10	120	210	285	9	634	0	14	648	0
38	7	99	127	118	5	356	0	5	361	0
38(A)	9	53	192	472	15	741	0	35	776	0
39	24	112	188	262	5	591	0	13	604	0
40	17	119	248	371	10	765	0	18	783	0
41	3	244	127	26	3	403	0	5	408	0
42	20	249	275	73	8	625	0	10	635	0
43	16	226	257	82	9	590	0	11	601	0
44	7	56	70	197	7	337	0	6	343	0
45	34	148	157	98	4	441	0	6	447	0
46	6	177	181	209	6	579	0	1	580	0
47	12	30	130	254	6	432	0	12	444	0
48	13	27	113	196	6	355	0	7	362	0
49	14	115	146	370	6	651	0	8	659	0
50	5	121	156	197	3	482	0	1	483	0
51	16	206	265	213	7	707	0	7	714	0
Total no of votes recorded at Polling Stations	757	9614	17523	9443	549	37886	0	523	38409	0
No. of votes recorded on postal ballot papers	10	194	258	201	2	665	22	4	691	0
Total votes polled	767	9808	17781	9644	551	38551	22	527	39100	0

Place: Kanchanpur HS School, Kanchanpur.

Date: 02.03.2023


 Returning Officer
 59-Pencharthal(ST) Assembly Constituency
 (Addl. DM & Collector)
 North Tripura District


FORM 20
FINANCIAL RESULT SHEET
ELECTION TO THE LEGISLATIVE ASSEMBLY

Total No. of Electors in Assembly Constituency/segment50748
Name of Assembly/segment ...60-Kanchanpur (ST) Assembly Election

Serial No. Of Polling Station	No of Valid Votes Cast in favour of						Total of Valid Votes	No. Of Rejected Votes	NOTA	Total	No. Of Tendered Votes	
	PREM KUMAR REANG	RAJENDRA REANG	PHILIP KUMAR REANG	SHANKAR REANG	INDRAKHELHA CHAKMA	BIMANJOY REANG						
1	1	3	146	1	3	2	161	316	0	4	320	0
2	2	48	338	104	12	22	371	895	0	14	909	0
3	3	38	330	113	3	12	350	846	0	6	852	0
4	4	8	328	102	8	6	237	689	0	8	697	0
5	5	4	198	31	1	3	160	397	0	5	402	0
6	6	17	308	172	8	8	335	848	0	5	853	0
7	7	10	373	151	4	11	417	966	0	21	987	0
8	8	6	364	158	14	8	469	1019	0	10	1029	0
9	9	56	429	28	17	38	384	952	0	13	965	0
10	10	19	186	209	3	7	220	644	0	7	651	0
11	11	10	136	199	7	6	133	491	0	2	493	0
12	12	59	416	13	11	18	482	999	0	10	1009	0
13	13	94	331	28	19	19	353	844	0	10	854	0
14	14	4	275	19	10	6	354	668	0	6	674	0
15	15	5	276	8	16	13	315	633	0	6	639	0
16	16	15	127	166	57	9	268	642	0	9	651	0
17	17	8	182	198	3	7	187	585	0	19	604	0
18	18	29	48	460	17	7	129	690	0	8	698	0
19	19	5	19	214	5	4	33	280	0	14	294	0
20	20	54	25	178	10	12	4	283	0	5	288	0
21	21	71	43	520	24	13	17	688	0	11	699	0
22	22	71	341	74	8	26	339	859	0	10	869	0
23	23	88	224	322	12	26	169	841	0	7	848	0
24	24	79	214	272	16	20	245	846	0	11	857	0

FORM 20 FINAL RESULT SHEET

ELECTION TO THE LEGISLATIVE ASSEMBLY

Total No. of Electors in Assembly Constituency/segment50748
Name of Assembly/segment ...60-Kanchanpur (ST) Assembly Election

Serial No. Of Polling Station	No of Valid Votes Cast in favour of							Total of Valid Votes	No. Of Rejected Votes	NOTA	Total	No. Of Tendered Votes
	PREM KUMAR REANG	RAJENDRA REANG	PHILIP KUMAR REANG	SHANKAR REANG	INDRAKHELHA CHAKMA	BIMANJOY REANG						
25	25	82	47	715	24	32	60	960	0	21	981	0
26	26	79	190	505	21	12	166	973	0	11	984	0
27	27	40	286	109	23	33	358	849	0	7	856	0
28	28	70	175	223	83	21	132	704	0	17	721	0
29	29	24	257	30	4	18	324	657	0	5	662	0
30	30	33	220	47	7	11	256	574	0	3	577	0
31	31	122	347	131	15	21	227	863	0	4	867	0
32	32	60	436	11	16	45	301	869	0	11	880	0
33	33	137	389	43	14	23	254	860	0	8	868	0
34	34	34	118	272	25	4	86	539	0	0	539	0
35	35	82	132	137	18	19	174	562	0	9	571	0
36	36	88	190	280	28	12	138	736	0	7	743	0
37	36A	40	29	380	27	6	20	502	0	18	520	0
38	37	38	6	148	24	0	41	257	0	2	259	0
39	38	28	54	266	162	7	55	572	0	4	576	0
40	39	29	21	421	86	6	38	601	0	2	603	0
41	40	27	102	298	21	4	96	548	0	2	550	0
42	41	60	29	421	130	7	84	731	0	9	740	0
43	42	6	86	156	7	9	45	309	0	6	315	0
44	43	146	90	472	19	7	25	759	0	11	770	0
45	44	105	108	579	28	13	82	915	0	21	936	0
46	44A	96	9	811	52	15	36	1019	0	61	1080	0
47	45	35	6	80	18	3	7	149	0	2	151	0
48	46	99	131	442	36	14	81	803	0	10	813	0

FORM 20 FINAL RESULT SHEET

ELECTION TO THE LEGISLATIVE ASSEMBLY

Total No. of Electors in Assembly Constituency/segment50748
Name of Assembly/segment ...60-Kanchanpur (ST) Assembly Election

Serial No. Of Polling Station	No of Valid Votes Cast in favour of						Total of Valid Votes	No. Of Rejected Votes	NOTA	Total	No. Of Tendered Votes	
	PREM KUMAR REANG	RAJENDRA REANG	PHILIP KUMAR REANG	SHANKAR REANG	INDRAKHELA CHAKMA	BIMANJOY REANG						
49	47	109	179	480	28	15	68	879	0	9	888	0
50	48	51	61	467	30	9	91	709	0	12	721	0
51	49	125	243	394	19	18	69	868	0	31	899	0
52	50	94	166	263	10	19	67	619	0	13	632	0
53	51	104	59	411	29	14	27	644	0	17	661	0
54	52	80	17	284	9	7	8	405	0	4	409	0
55	53	144	80	663	39	17	40	983	0	35	1018	0
56	53A	93	21	635	33	13	29	824	0	33	857	0
57	54	71	78	233	13	13	60	468	0	9	477	0
58	55	177	109	442	39	22	93	882	0	8	890	0
Total EVM Votes		3409	10128	14989	1425	792	9770	40513	0	643	41156	0
Total Postal Ballot Votes		36	394	424	29	4	244	1131	45	8	1184	0
Total Votes Polled		3445	10522	15413	1454	796	10014	41644	45	651	42340	0

Place:- Kanchanpur (ST)

02/03/15
RETURNING OFFICER
60-Kanchanpur (ST)
Returning Officer
60-Kanchanpur (ST)
Assembly Constituency